



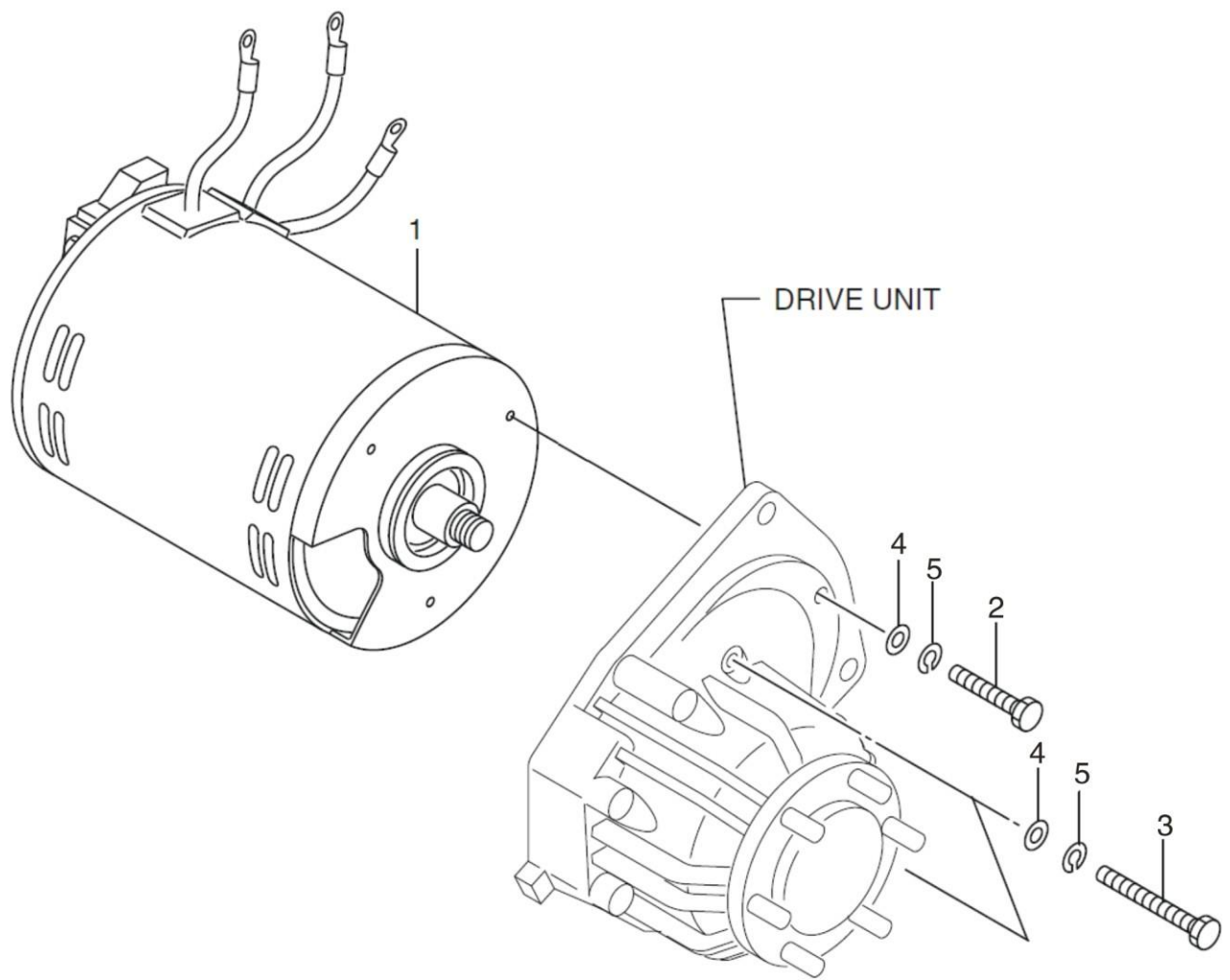
Parts Manual
3-Wheel Forklift
EK18AT-189LI / EK18AT-212LI

CONTENTS

Description	FIG. NO.
DRIVE MOTOR	FIG. 1
PUMP UNIT	FIG. 2
CABLE	FIG. 3
ELECTRICAL PART(CABLE)	FIG. 4
BATTERY&CASE	FIG. 5
STEERING SHAFT COVER	FIG. 6
COMBINATION SWITCH	FIG. 7
LIGHT UNIT	FIG. 8
CONTROLLER	FIG. 9
CONTROLLER	FIG. 10
ELECTRIC UNIT (FRONT GUARD)	FIG. 11
ELECTRIC COVER	FIG. 12
STEERING WHEEL UNIT	FIG. 13
STEERING AXLE	FIG.14
STEERING AXLE	FIG.15
STEERING WHEEL	FIG.16
DRIVE SYSTEM	FIG.17
DRIVE UNIT	FIG.18
OVERHEAD GUARD	FIG.19
BRAKE PEDAL	FIG.20
BRAKE MASTER CYLINDER	FIG.21
PARKING BRAKE LEVER	FIG.22
BRAKE LEVER	FIG.23
BRAKE CIRCUIT ASS' Y	FIG.24
ACCELERATION PEDAL ASS' Y	FIG.25
COUNTER WELGHT	FIG.26
BONNET	FIG.27
FRONT BUARD	FIG.28
SEAT	FIG.29
CONTROL VALVE	FIG.30
VALVE ASS' Y	FIG.31
LIFT VALVE ASS' Y	FIG.32
TILT VALVE ASS' Y	FIG.33
ORBITROL	FIG.34
FITTING ORBITROL	FIG.35
OIL TANK	FIG.36
STEERING OIL PIPE	FIG.37
TILTING CYLINDER OIL PIPE	FIG.38
TILTING CYLINDER	FIG.39
CONTROL OIL PIPE	FIG.40
MAST OIL	FIG.41
FORK	FIG.42

FIG.1 DRIVE MOTOR MOUNT

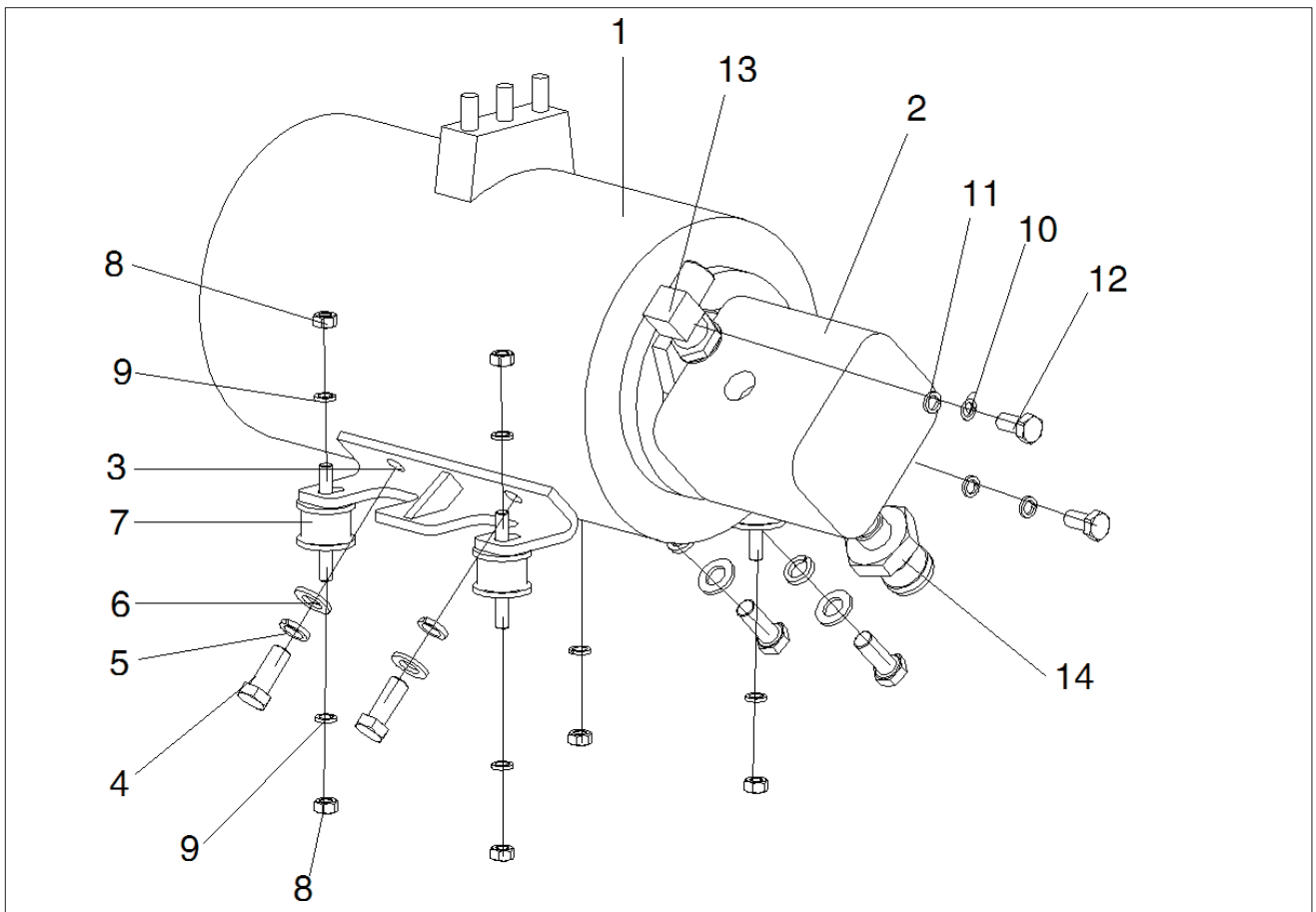
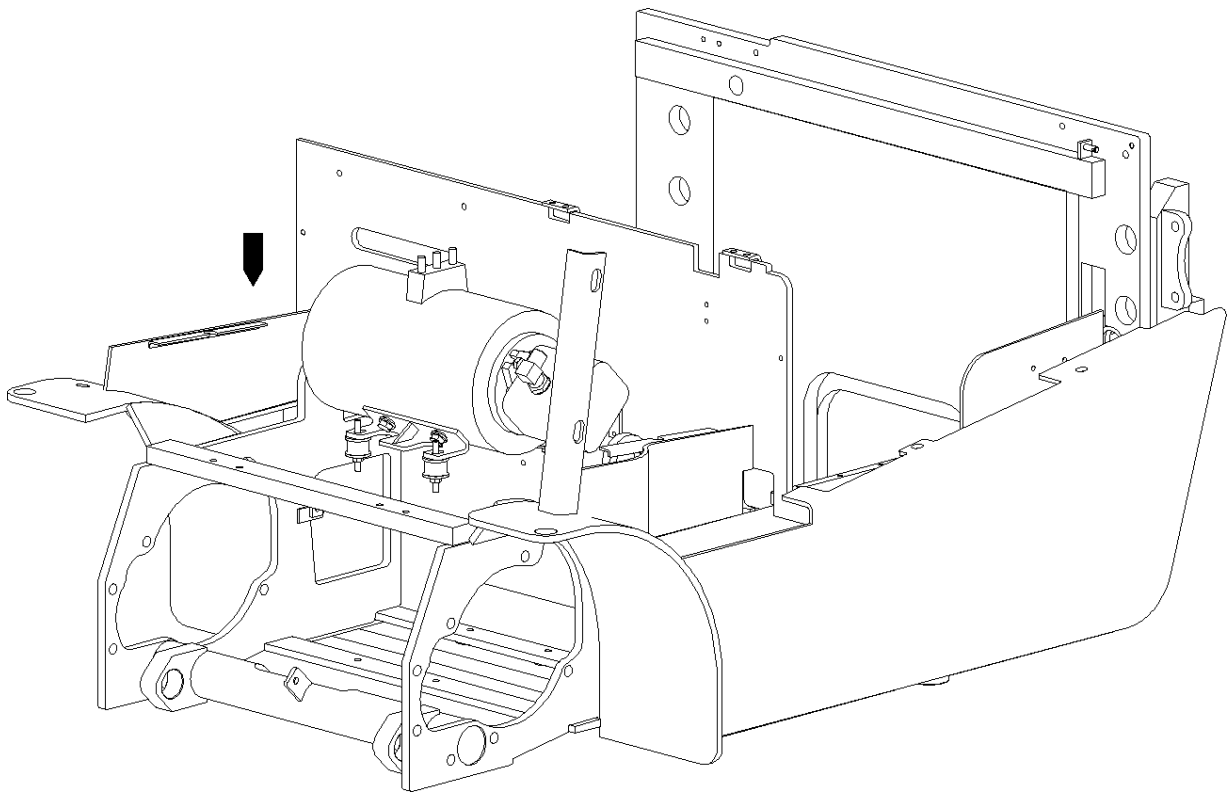
图1 电机



A:FTB15 B:FTB18 C:FTB20

序号 Item No.	图号 Part No.	Mark	名称 Description	数量 Req'd	备注 Remarks: Serial No.
1	C16A1-00201	AC	ASS'Y DRIVE MOTOR DC 驱动电机总成(AC)	2	,
3	S1106-08085		BOLT 螺栓M8 85 1.25	2	
4	S1106-08100		BOLT 螺栓M8 100 1.25	4	
5	S2000-00008		WASHER 平垫M8	6	
6	S2010-00008		WASHER 弹垫M8	6	

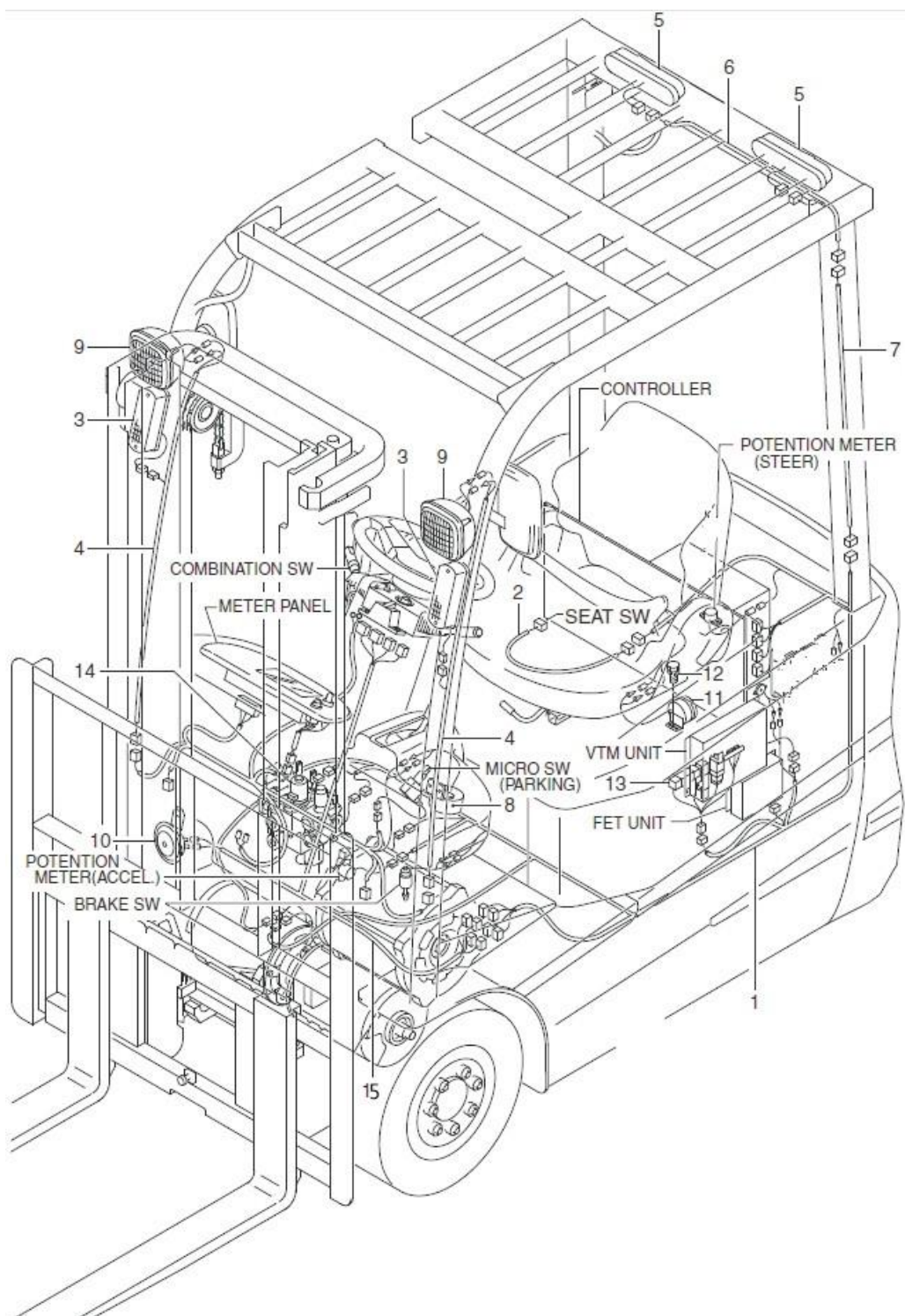
FIG.2 PUMP UNIT
图2 泵



A:FTB15 B:FTB18 C:FTB20

序号 Item No.	图号 Part No.	Mark	名称 Description	数量 Req'd	备注 Remarks: Serial No.
1	B11E1-00301		PUMP-MOTOR ASS'Y AC	1	A,B
-	B21E1-00301		PUMP-MOTOR ASS'Y AC	1	C
2	B11A7-10001		PUMP UNIT	1	A,B
-	B21A7-10001		PUMP UNIT	1	C
3	C16A1-02001		PUMP MOTOR BRACKET	2	
4	S1106-10025		BOLT	4	
5	S2010-00010		WASHER	4	
6	S2000-00010		WASHER	4	
7	R16A1-02081		MOUNT	4	
8	F31A3-92331		NUT	8	
9	GB96-85		WASHER	8	
10	S2010-00010		WASHER	1	
11	S1106-10025		WASHER	1	
12	S2000-00010		BOLT	1	
13	F31A7-12021		NIPPLE-ASS'Y	1	
14	S4134-20404		NIPPLE-ASS'Y	1	

FIG.3 CABLE
图3 电气控制

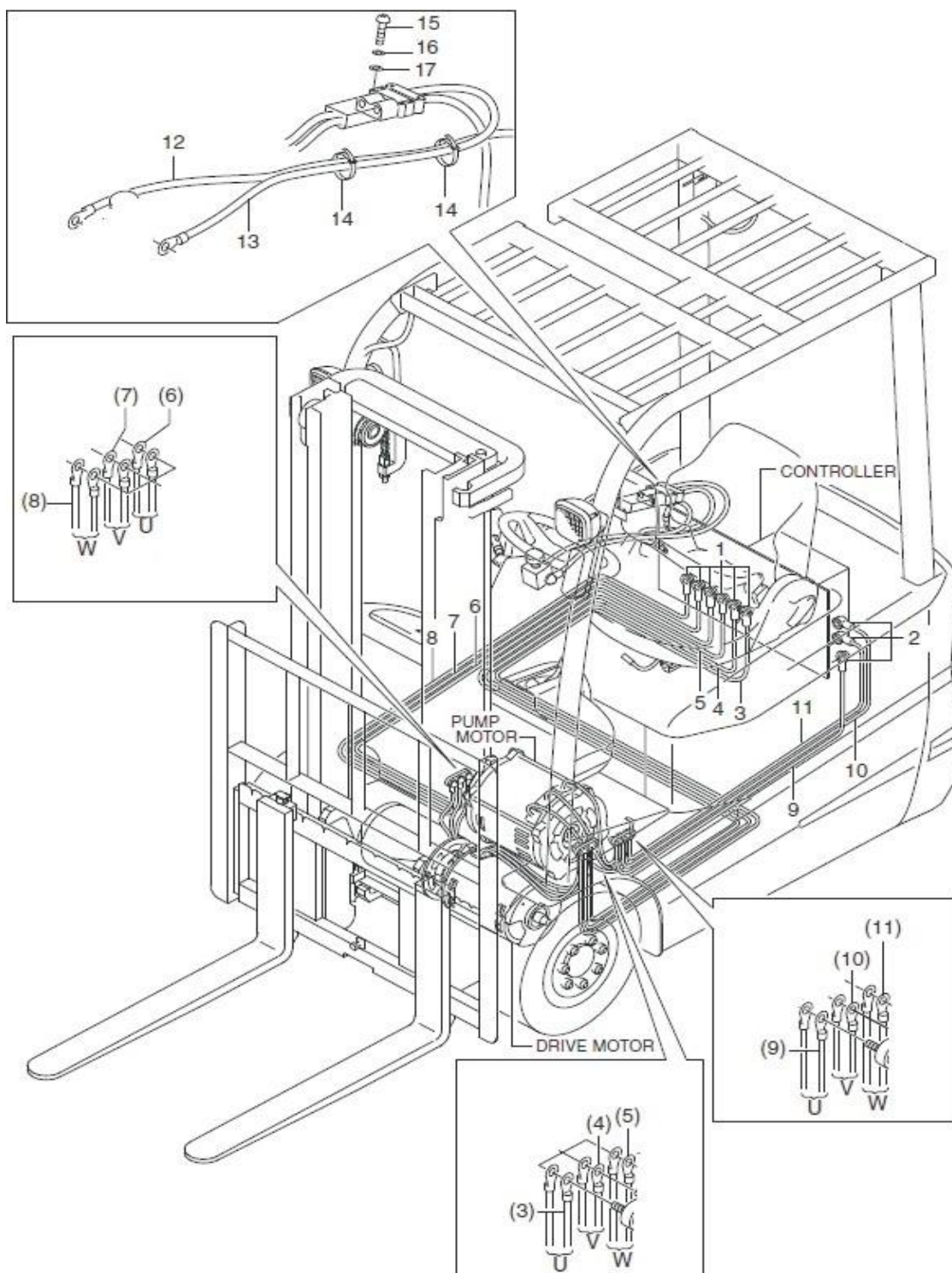


A:FTB15 B:FTB18 C:FTB20

序号 Item No.	图号 Part No.	Mark	名称 Description	数量 Req'd	备注 Remarks: Serial No.
1	C16C2-60101		WIRE-HARNESS AC电控总成打包件(虚拟号)	1	
2	NO PART NO		WIRE HARNESS,SEAT SWITCH 开关线束	1	
3	T1348-10041		FRONT COMBINATION LAMP LED前小灯	2	
4	NO PART NO		WIRE HARNESS,HEAD GUARD 前灯线束	1	
5	T1348-10051		REAR COMBINATION LAMP LED后组合灯	2	
6	NO PART NO		WIRE HARNESS,REAR GUARD A 后灯线束	1	
7	NO PART NO		WIRE HARNESS,REAR GUARD B 后灯线束	1	
8	NO PART NO		PARKING ALARM 停车开关	1	
9	T1348-10031		HEAD LAMP LED大灯	2	
10	F31A2-43651		HORN 喇叭	1	
11	NO PART NO		BUZZER,BACK 倒车蜂鸣器	1	
12	S1106-08012		BOLT 螺栓M8X12	1	
13	B21A2-45091		LIFT LOCK 单联阀控开关	1	
14	B11A2-47001		LIFT LOCK SOLENOID 起升调速传感器	1	
15	NO PART NO		WIRE HARNESS,FRONT GUARD 前线束	1	
+	B21A2-46051		EMERGENCY ISCONNECTOR 急停开关	1	
+	B21A2-46011		WIRE OF EMERGENCY 急停开关线束	1	
+	B21A2-46031		HANDLE OF EMERGENCY 急停开关手柄	1	

FIG.4 ELECTRICAL PART(CABLE)

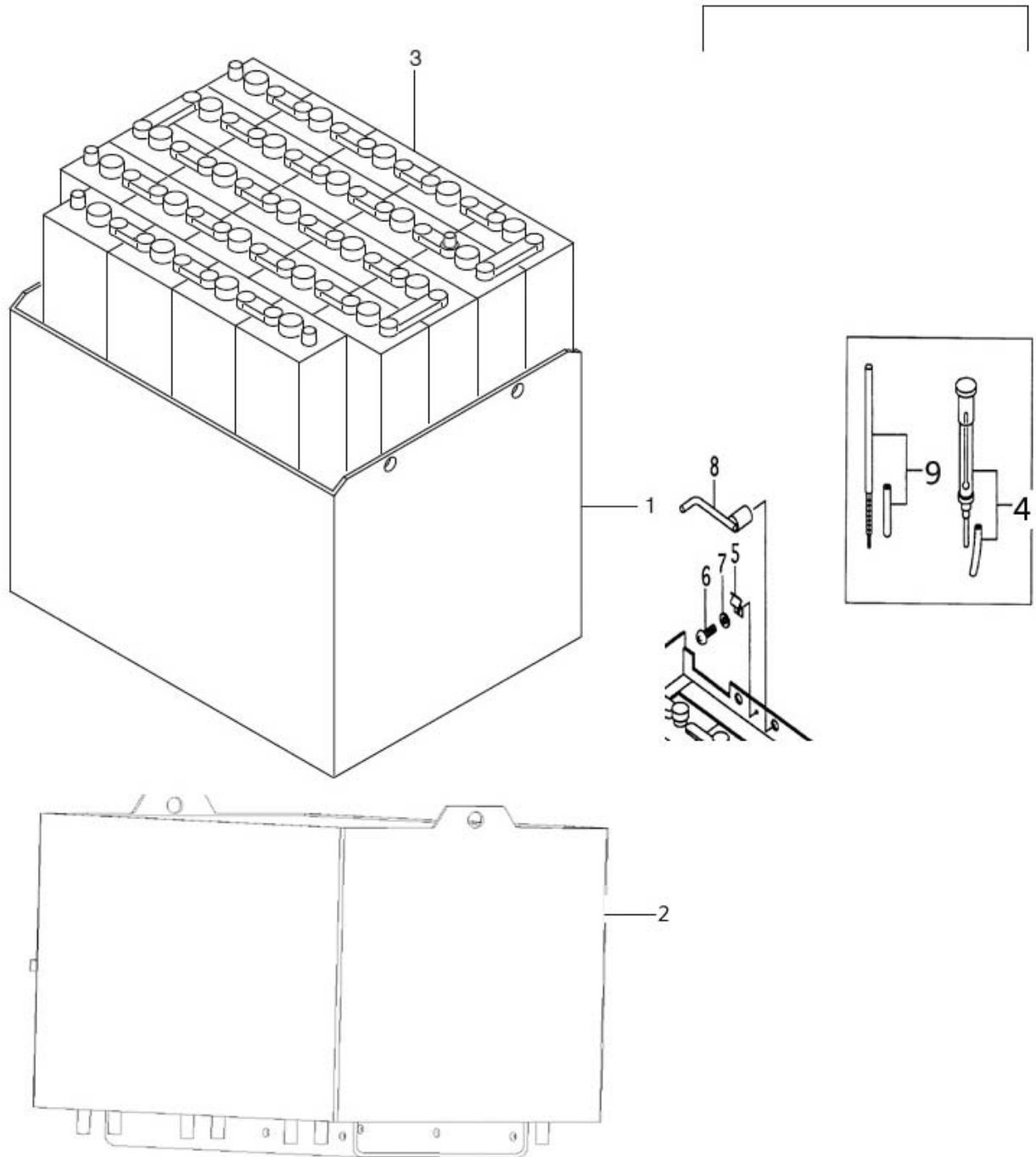
图4 电缆电气部分



A:FTB15 B:FTB18 C:FTB20

序号 Item No.	图号 Part No.	Mark	名称 Description	数量 Req'd	备注 Remarks: Serial No.
1	B21A2-40751		CAP,TERMINAL 帽、终端	6	INC.2-6
2	B21A2-40751		CAP,TERMINAL 帽、终端	3	
3	C16A2-62111		CABLE,DU 电缆线DU	1	
4	C16A2-62121		CABLE,DV 电缆线DV	1	
5	C16A2-62131		CABLE,DW 电缆线DW	1	
6	C16A2-62141		CABLE,DU 电缆线DU	1	
7	C16A2-62151		CABLE,DV 电缆线DV	1	
8	C16A2-62161		CABLE,DW 电缆线DW	1	
9	C16A2-62171		CABLE,PU 电缆线PU	1	
10	C16A2-62181		CABLE,PV 电缆线PV	1	
11	C16A2-62191		CABLE,PW 电缆线PW	1	
12	C16A2-62101		CONNECTOR 电缆线总成	1	
13	C16A2-62101		CONNECTOR 电缆线总成	1	
14	S4913-11200		BAND 捆扎带	2	
15	S1106-08020		BOLT 螺栓 M18X20	2	
16	S2010-00008		WASHER 弹垫 M8	2	
17	S1106-10008		WASHER 平垫 M8	2	
+	C16A6-42661		BRACKET BATT CABLE 电瓶电缆支架8	1	
+	C16A2-45081		BRACKET 线束固定架	1	
+	S1106-08020		BOLT 螺栓M8X20	4	
+	S2010-00008		WASHER 弹垫 M8	4	
+	S2000-00008		WASHER 平垫 M8	4	

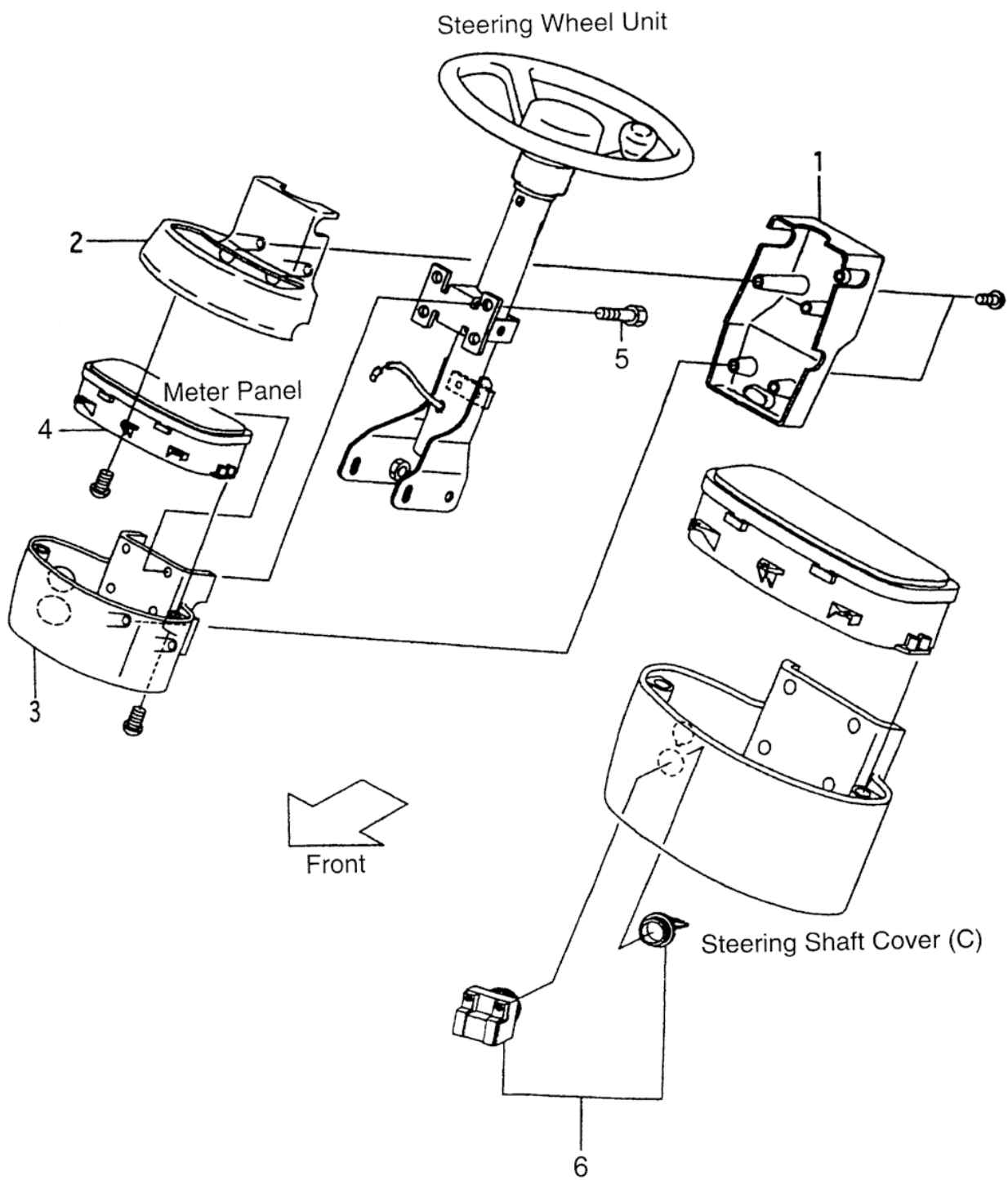
FIG.5 BATTERY&CASE
图5 电池组



A:FTB15 B:FTB18 C:FTB20

序号 Item No.	图号 Part No.	Mark	名称 Description	数量 Req'd	备注 Remarks: Serial No.
1	C16A6-60971a		CASE,BATTERY	1	A
+	C19A6-60971		CASE,BATTERY	1	B
+	C21A6-60971		CASE,BATTERY	1	C
2	NO PART NO		BODY	1	
3	NO PART NO		BATTERY	1	
4	NO PART NO		METER,HYDRO	1	
5	B21E2-64361		CLIP	1	
6	S2000-0006		SCREW	1	
7	B21E2-62601		WASHER	1	
8	NO PART NO		PIN,LOCK	1	
9	NO PART NO		THERMOMETER	1	

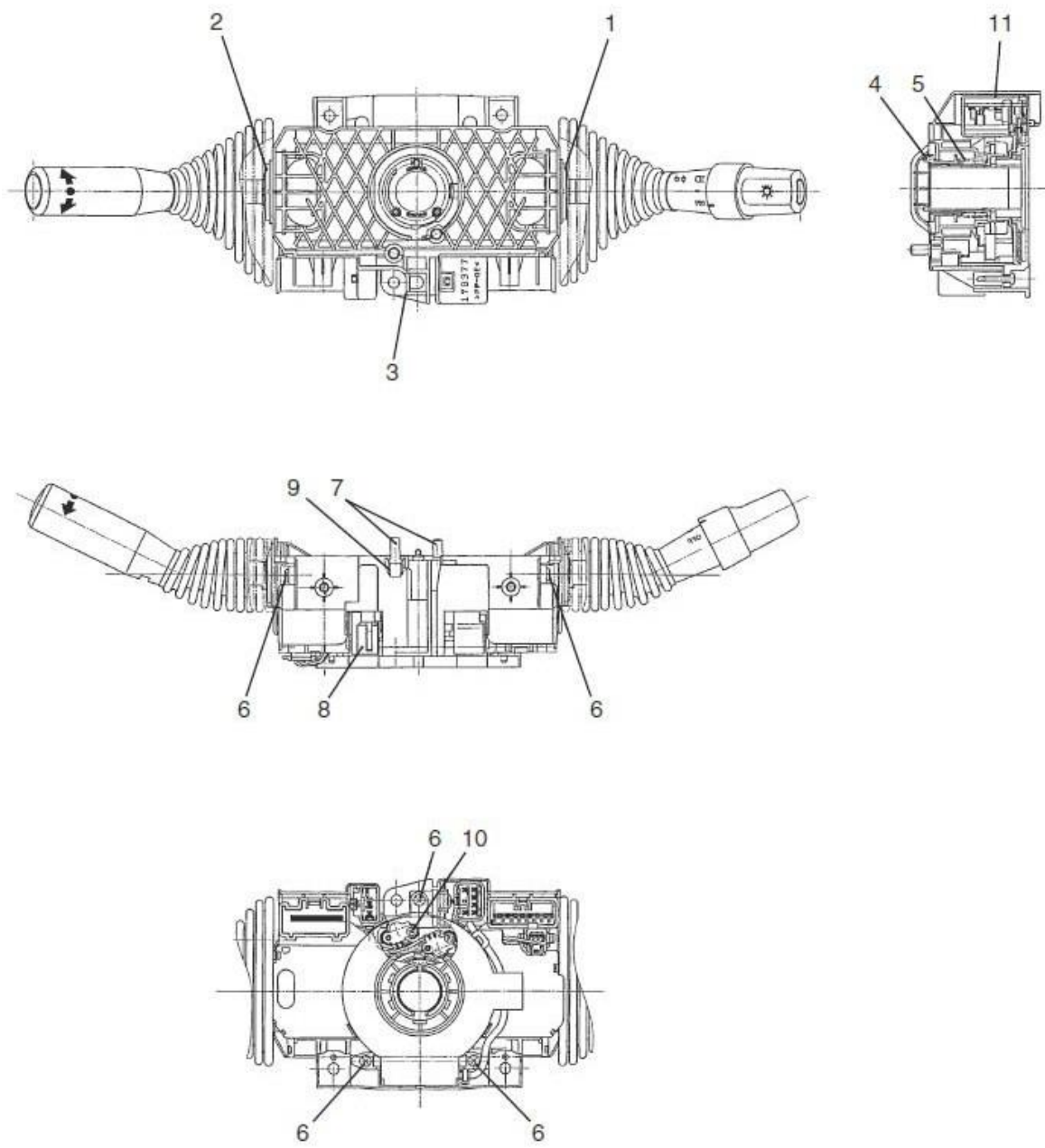
FIG.6 STEERING SHAFT COVER
图6 仪表盖



A:FTB15 B:FTB18 C:FTB20

序号 Item No.	图号 Part No.	Mark	名称 Description	数量 Req'd	备注 Remarks: Serial No.
A1	NO PART NO.		METER ASSY	1	INC.1-6
1	NO PART NO.		COVER, HANDLE, A	1	
2	NO PART NO		COVER, HANDLE, B	1	
3	NO PART NO		COVER, HANDLE, C	1	
4	NO PART NO		METER PANEL	1	
5	NO PART NO		BOLT	4	
6	JK404		KEY S/W ASSY	1	

FIG.7 COMBINATION SWITCH
图7 组合开关



A:FTB15 B:FTB18 C:FTB20

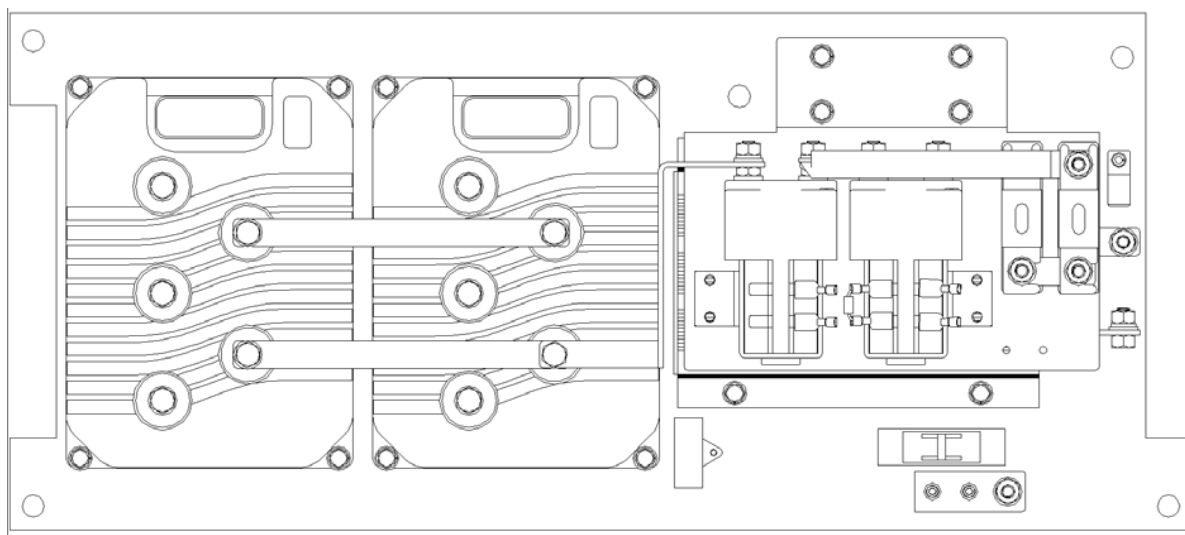
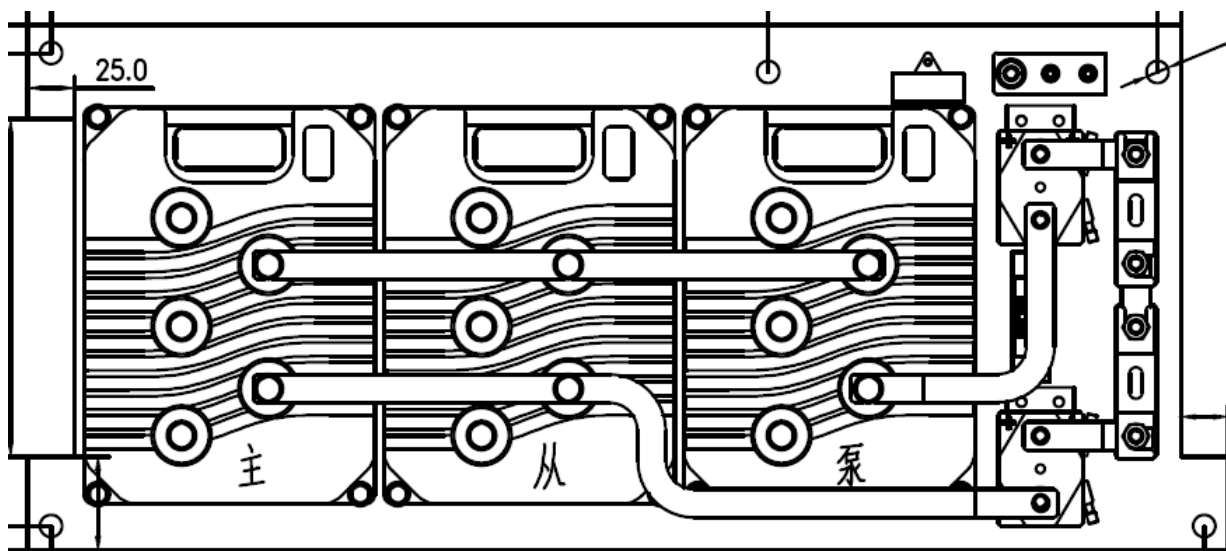
序号 Item No.	图号 Part No.	Mark	名称 Description	数量 Req'd	备注 Remarks: Serial No.
A1	B21E2-40501		COMBINATION SWITCH 组合开关	1	INC.1-11

A:FTB15 B:FTB18 C:FTB20

序号 Item No.	图号 Part No.	Mark	名称 Description	数量 Req'd	备注 Remarks: Serial No.
Z	D08HLQZD-TEU		LAMP, HEAD 12-24V LED前大灯	2	
Y	T1348-10041		LED FRONT COMBINATION LAMP LED转向灯总成	2	
X	T1348-10051		LED REAR COMBINATION LAMP LED后组合灯	2	

FIG.9 CONTROLLER

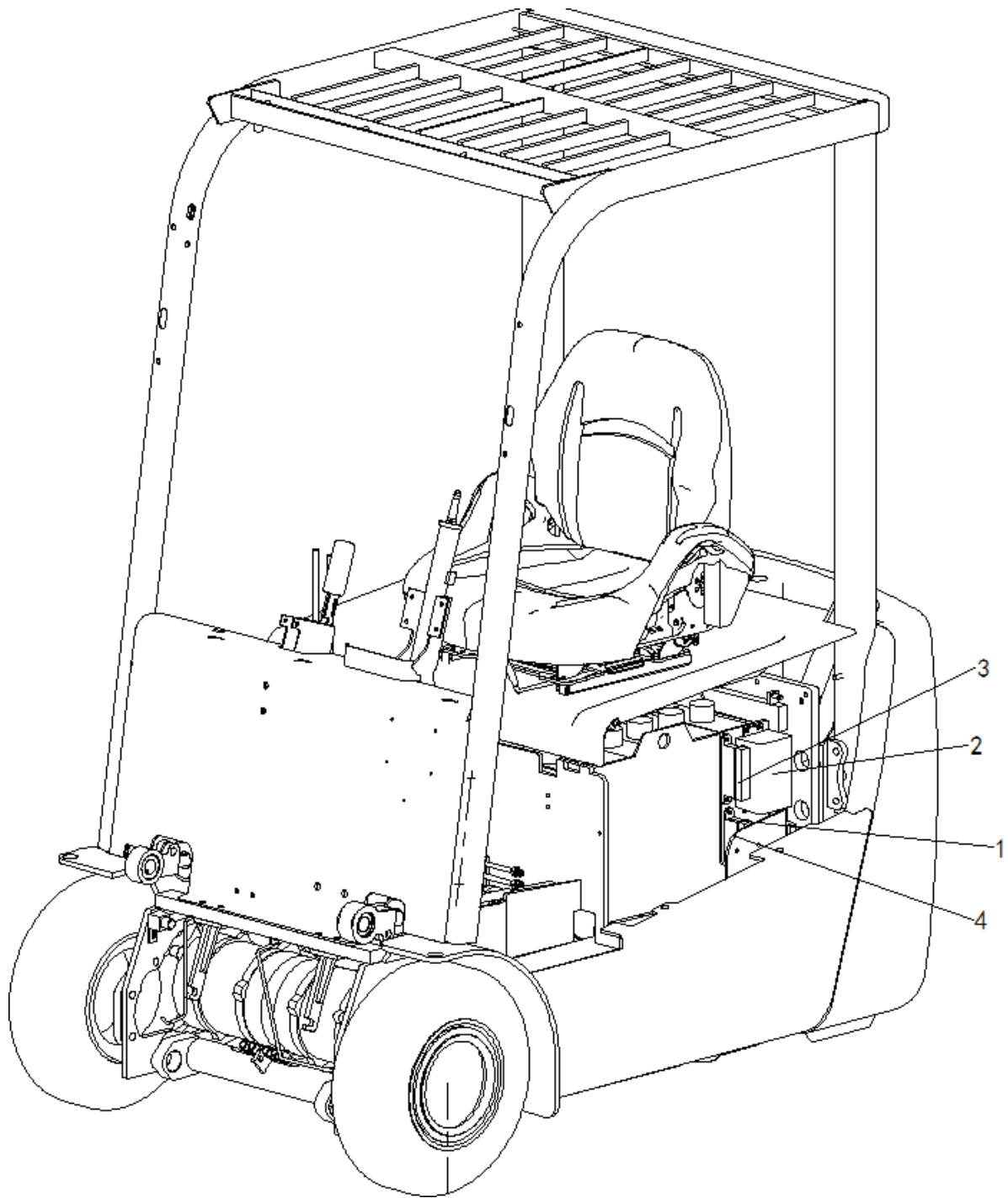
图9 控制器



A:FTB15 B:FTB18 C:FTB20

序号 Item No.	图号 Part No.	Mark	名称 Description	数量 Req'd	备注 Remarks: Serial No.
A1	C16C2-60101		CONTROLLER, ASSY AC	1	
A2	C16A2-60101		CONTROLLER, ASSY DC	1	
+	S1106-10030		BOLT	4	
+	S2000-00010		WASHER	4	
+	S1400-00010		NUT	4	

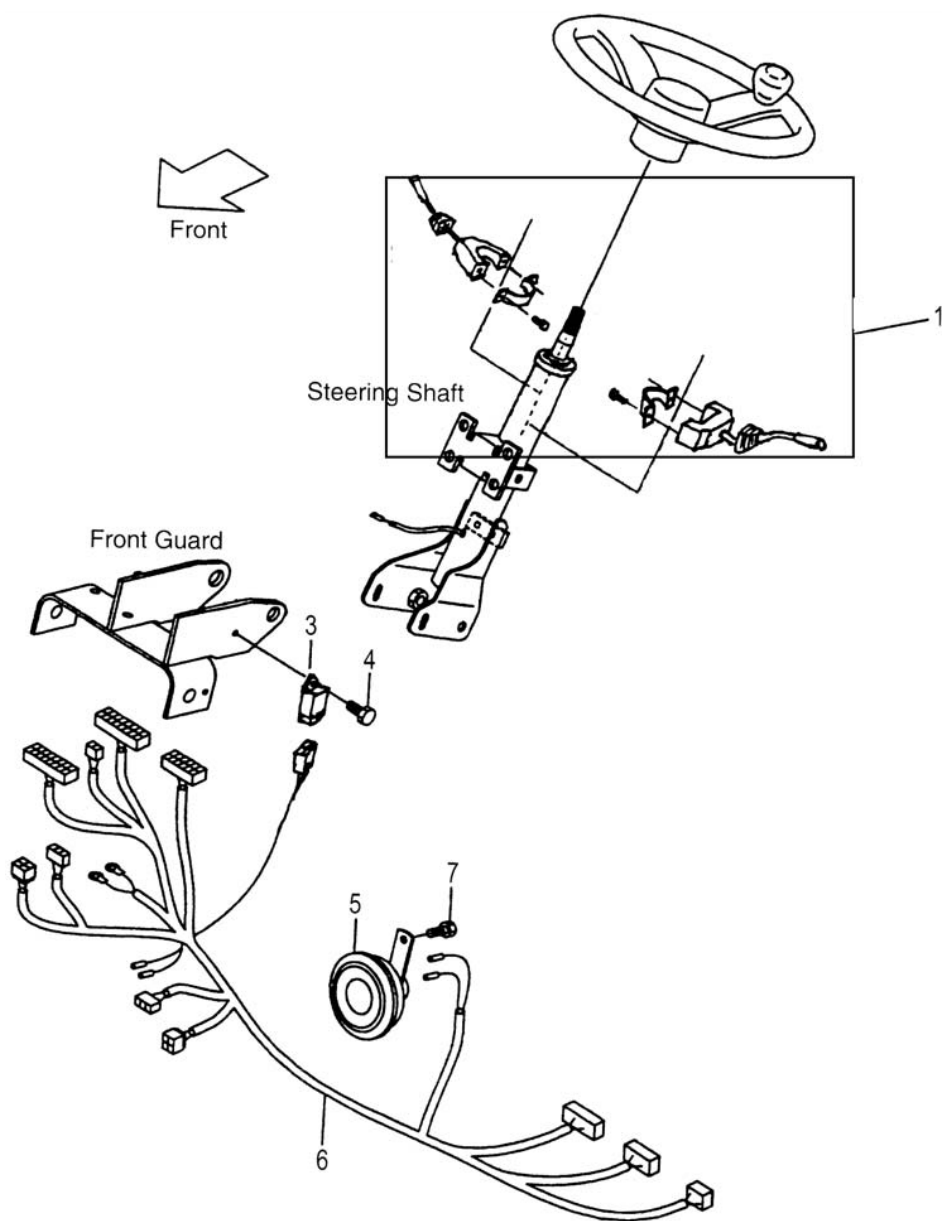
FIG.10 CONTROLLER
图10 控制器



A:FTB15 B:FTB18 C:FTB20

序号 Item No.	图号 Part No.	Mark	名称 Description	数量 Req'd	备注 Remarks: Serial No.
1	C16A2-60811		ELECTRICAL PANEL	1	
2	NO PART NO		RESISTOR	1	
3	NO PART NO		VALVE CONTROLLER ASS' Y	1	
4	NO PART NO		RESISTOR	1	
+	S1106-08020		BOLT	2	
+	S2010-00008		WASHER	2	
+	S2000-00008		WASHER	2	

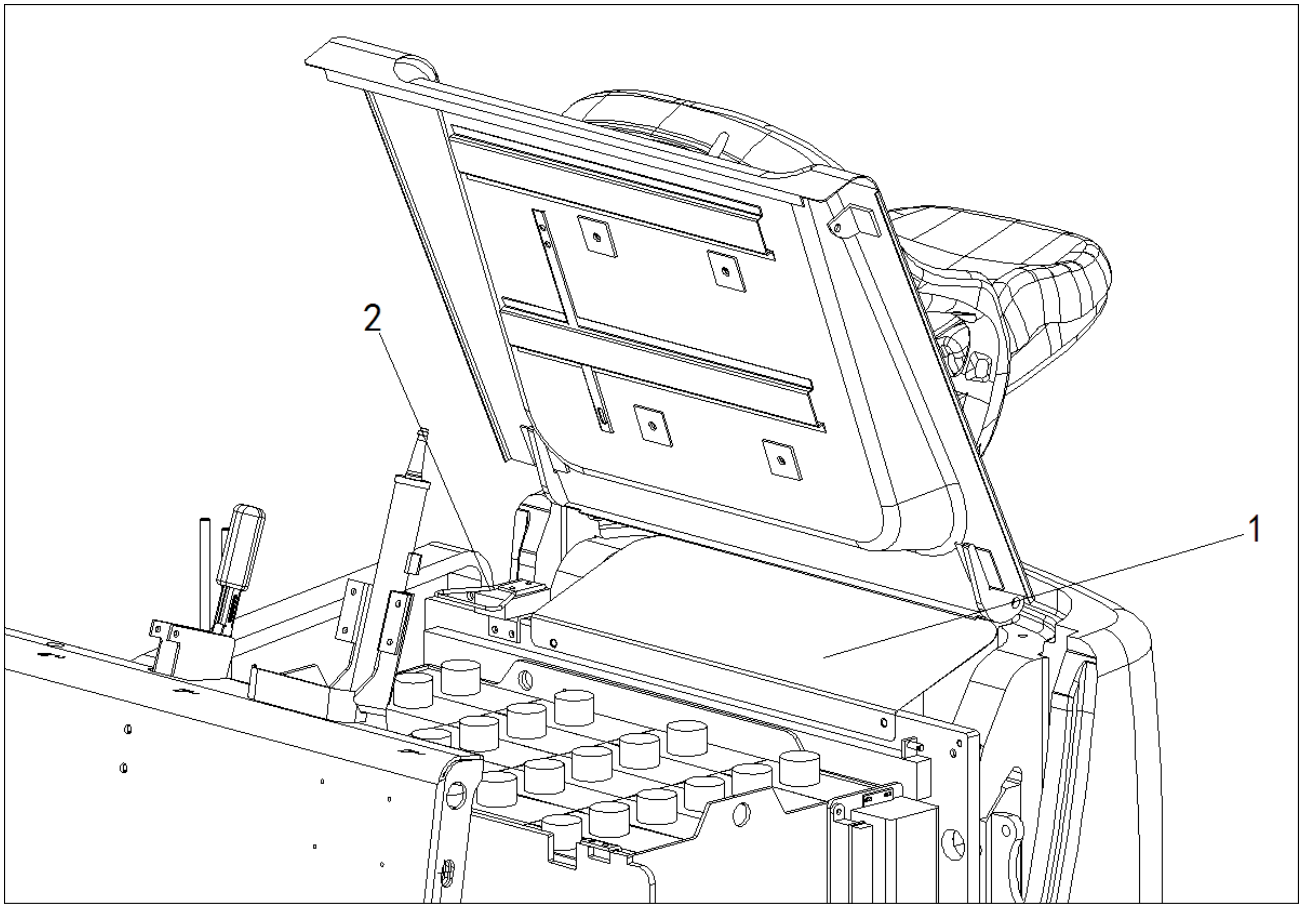
FIG.11 ELECTRIC UNIT (FRONT GUARD)
图11 电控制单元(前)



A:FTB15 B:FTB18 C:FTB20

序号 Item No.	图号 Part No.	Mark	名称 Description	数量 Req'd	备注 Remarks: Serial No.
1	NO PART NO		F/R SWITCH UNIT	1	
3	NO PART NO		UNIT, FLASHER	1	
4	NO PART NO		BOLT	1	
5	NO PART NO		HORN	1	
6	NO PART NO		WIRE-HARNESS, F.GUARD	1	
7	S1106-08012		BOLT	1	

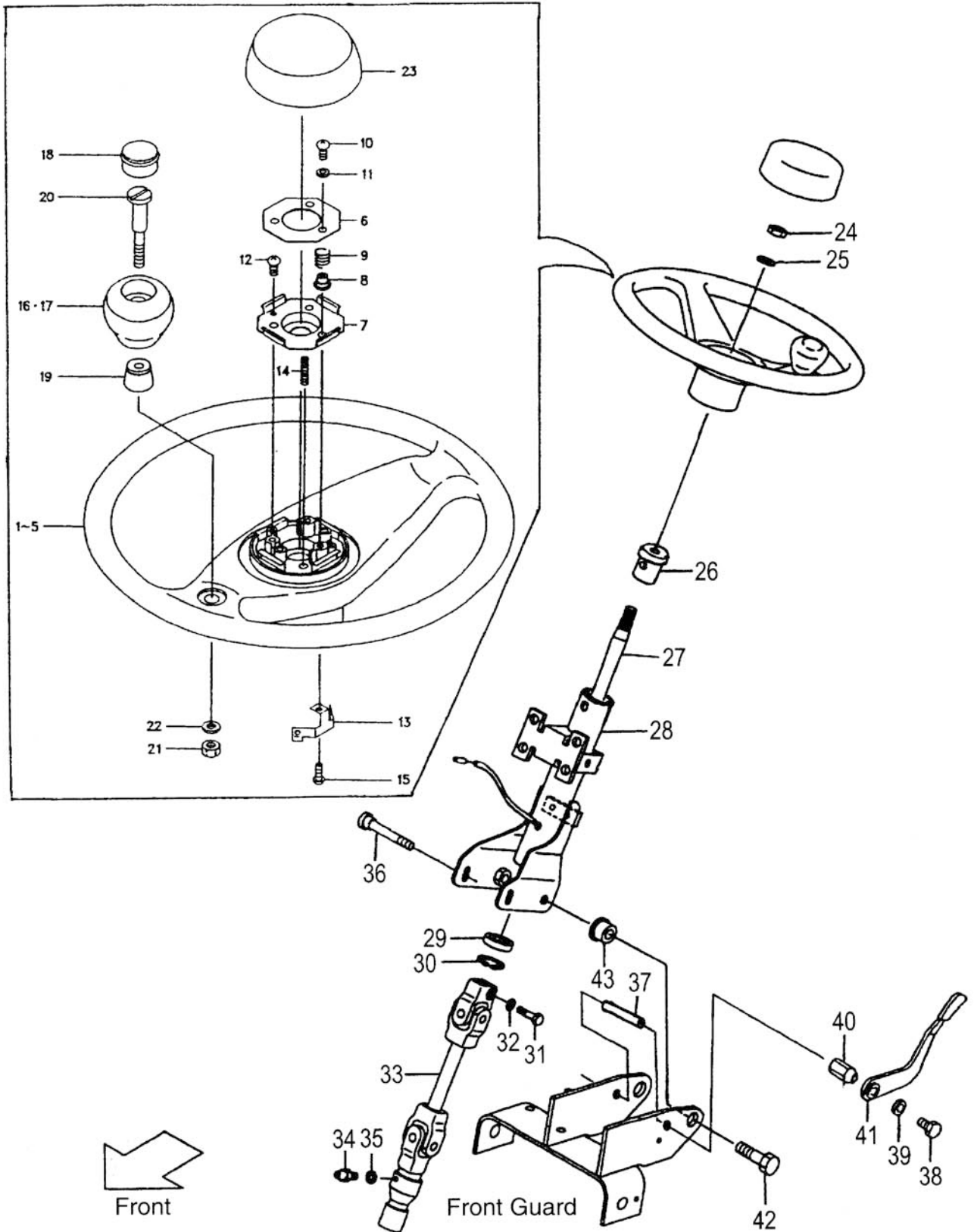
FIG.12 ELECTRIC COVER
图12 电控罩



A:FTB15 B:FTB18 C:FTB20

序号 Item No.	图号 Part No.	Mark	名称 Description	数量 Req'd	备注 Remarks: Serial No.
1	C16A2-60111		ELECTRIC COVER	1	
+	S1106-08020		BOLT	2	
+	S2010-00008		WASHER	2	
2	C16A6-42671		BOLT	2	
			ELECTRIC HANDLE	1	

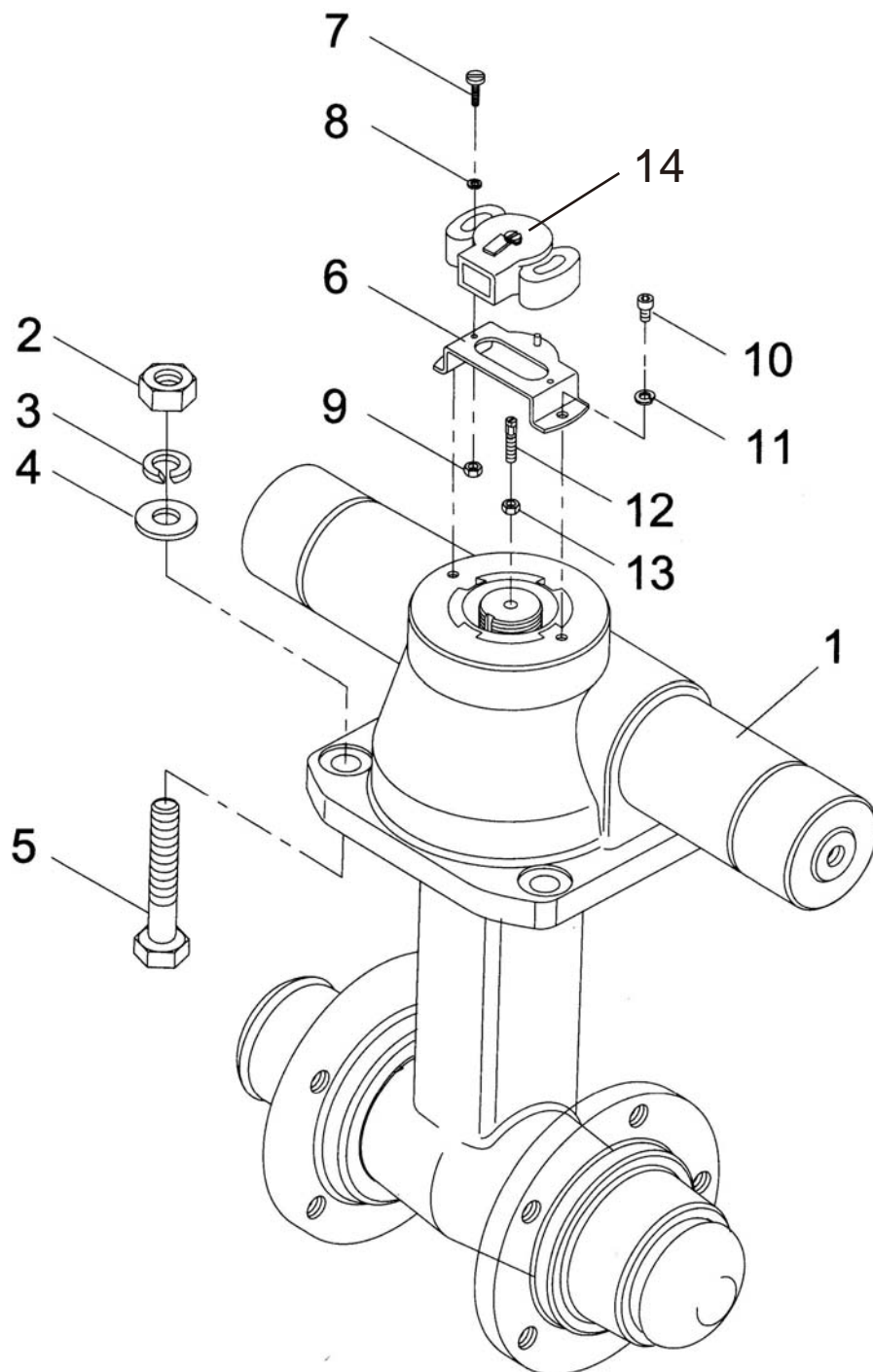
FIG.13 STEERING WHEEL UNIT
 图13 方向盘



A:FTB15 B:FTB18 C:FTB20

序号 Item No.	图号 Part No.	Mark	名称 Description	数量 Req'd	备注 Remarks: Serial No.
A1	C16C4-10101		STEERING WHEEL ASSY	1	INC.1-23
A2	NO PART NO		STEERING WHEEL SUB ASSY	1	INC.1-22
1	NO PART NO		WHEEL	1	
A3	B21E4-12521		ARMATURE ASSY	1	INC.2-5
2	B21E4-12531		HUB	1	
3	B21E4-12541		ARM	1	
4	B21E4-12551		NUT	1	
5	B21E4-12561		RING	1	
A4	B21E4-12221		SWITCH ASSY	1	INC.6-11
6	NO PART NO.		PLATE-A	1	(OT1805350100X00)
7	NO PART NO.		PLATE-B	1	(OT1805350100X00)
8	B21E4-12601		INSULATOR	3	
9	B21E4-12611		SPRING	3	
10	B21E4-12621		SCREW	3	
11	B21E4-12631		WASHER	3	
12	B21E4-12641		SCREW	2	
13	B21E4-12651		BRUSH	1	
14	B21E4-12661		SPRING	1	
15	B21E4-12671		SCREW	1	
A5	B21E4-12681		KNOB ASSY	1	INC.16-22
16	B21E4-12691		KNOB	1	
17	B21E4-12701		INSERT	1	
18	B21E4-12711		CAP	1	
19	B21E4-12721		BUSHING	1	
20	B21E4-12731		SHAFT	1	
21	B21E4-12741		NUT	1	
22	B21E4-12751		WASHER	1	
23	B21E4-12761		PAD	1	
24	S1402-00014		NUT	1	
25	B21E4-12271		WASHER	1	
A6	C16E4-10001a		ASS'Y STEERING SHAFT	1	INC. 26-35
26	S-7020-312		BUSHING	1	
27	S-1620-0856		SHAFT	1	
28	S-1620-0856		COLUMN	1	
29	S-6203ZZ		BEARING	1	
30	S-8330-030		C-RING	1	
31	S-8008-148		BOLT	1	
32	S-8208-047		WASHER	1	
33	NO PART NO.		JOINT	1	
34	NO PART NO.		FITTING	1	
35	NO PART NO.		WASHER	1	INC.36-41
A7	F31A4-10301		TILT LOCK LEVER ASSY	1	
36	F31A4-12151		BOLT	1	
37	F31A4-12161		COLLAR	1	
38	F31A4-12231		BOLT	1	
39	F31A4-12131		WASHER	1	
40	F31A4-12181		NUT	1	
41	F31A4-12171		LEVER	2	
42	F31A4-12111		BOLT	2	
43	F31A4-12101		BUSHING		

FIG.14 STEERING AXLE
图14 转向桥

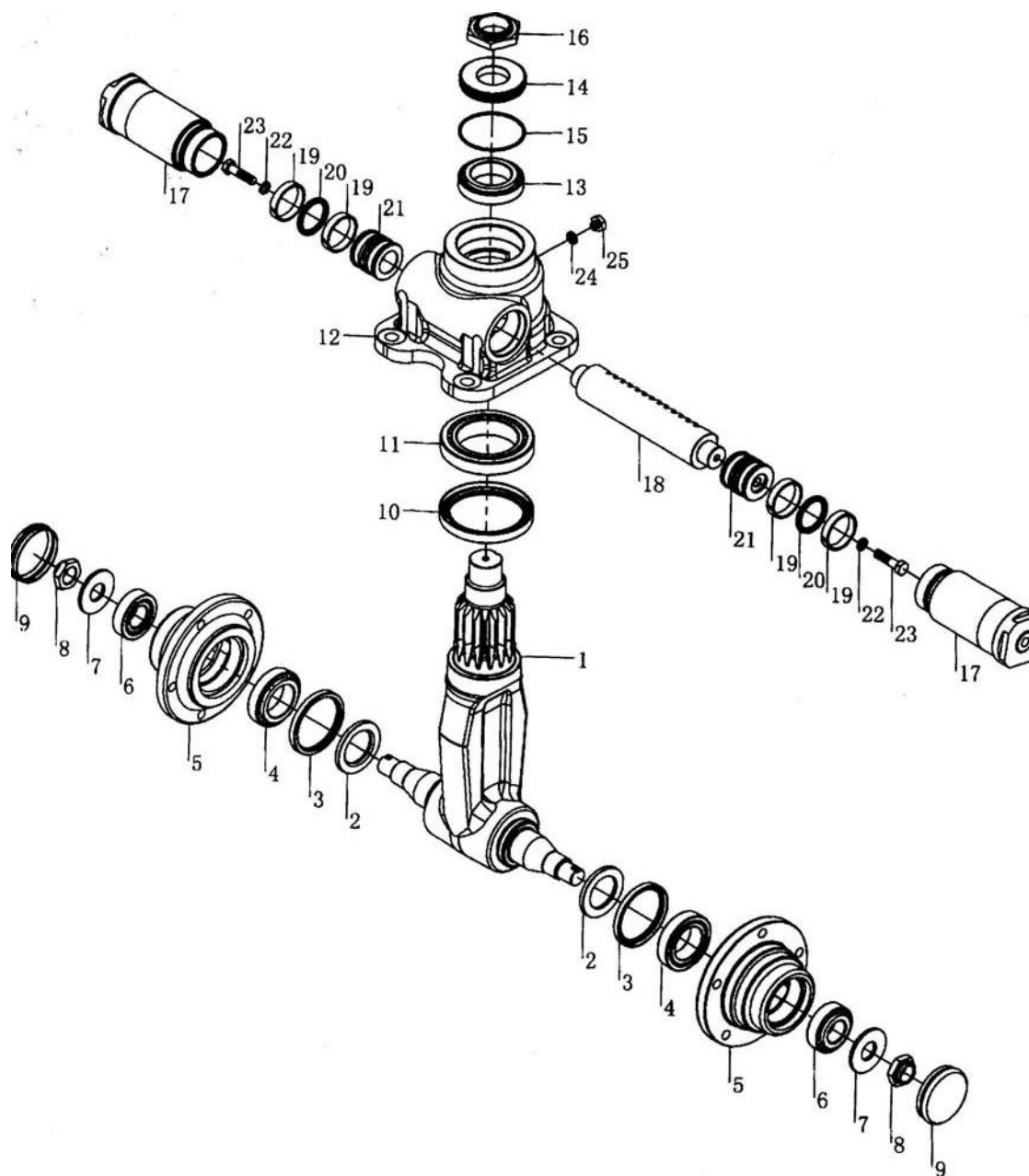


A:FTB15 B:FTB18 C:FTB20

序号 Item No.	图号 Part No.	Mark	名称 Description	数量 Req'd	备注 Remarks: Serial No.
1	C16A4-10201		STEERING AXLE 转向桥总成	1	
2	S1402-10016		NUT,HUB 螺母 M16	5	
3	S2010-00016		WASHER 弹垫 M16	5	
4	S2000-00016		WASHER 平垫M16	5	
5	S1106-16075		BOLT 螺栓M16X70	5	
6	C16A2-45071a		BRACKET 角度传感器支架	1	
7	S1170-06010		BOLT 内六角螺栓M6*10	2	
8	S2010-00006		WASHER 弹垫 M6	2	
9	S1400-10006		NUT 螺母 M6	2	
10	S1106-06010		BOLT 螺栓M6X10	2	
11	S2010-00016		WASHER 弹垫 M6	2	
12	NO PART NO		SCREW 电位器轴	1	
13	S1400-10006		NUT 螺母 M6	1	
14	BS-1036-0002		STEERING SENSOR 角度传感器	1	

FIG.15 STEERING AXLE

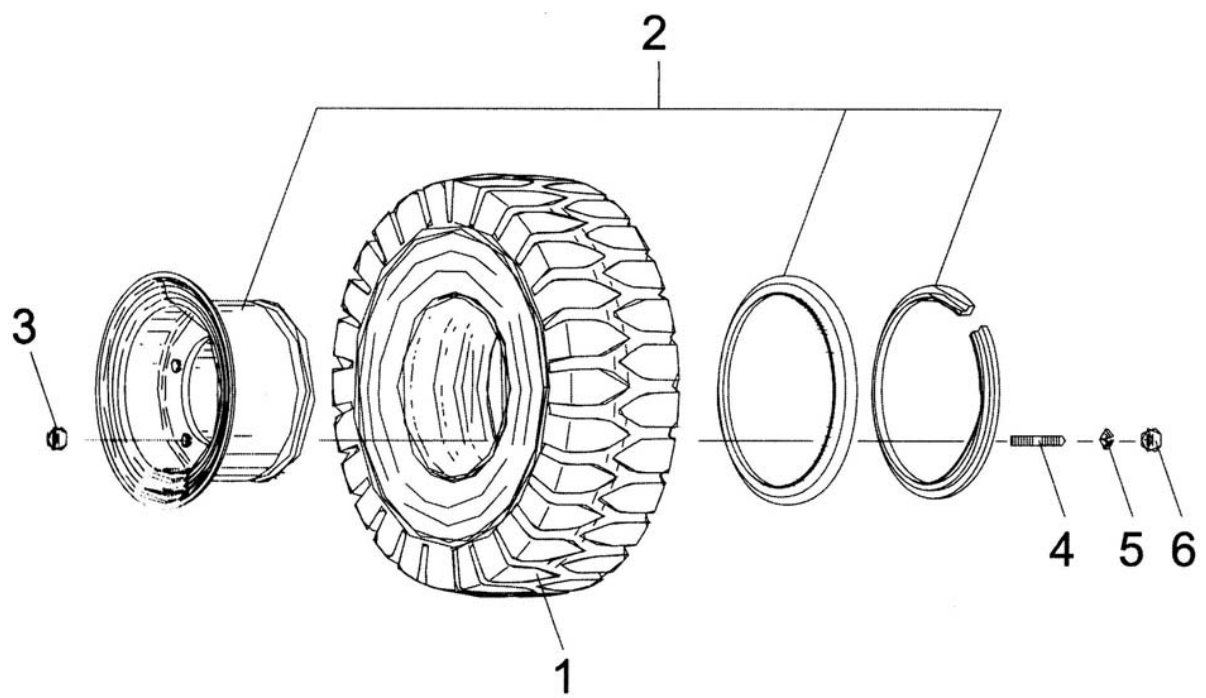
图15 转向桥



A:FTB15 B:FTB18 C:FTB20

序号 Item No.	图号 Part No.	Mark	名称 Description	数量 Req'd	备注 Remarks: Serial No.
1	NO PART NO		PIVOT BOLCK	轴座组合	1
2	NO PART NO		SEAL RING	密封环	2
3	NO PART NO		OIL SEAL	油封	2
4	NO PART NO		BEARING	轴承32009	2
5	NO PART NO		HUB	轮毂	2
6	NO PART NO		BRARING	轴承32206	2
7	NO PART NO		WASHER	垫圈	2
8	NO PART NO		NUT	锁紧螺母	2
9	NO PART NO		CAP	盖	2
10	NO PART NO		OIL SEAL	油封	1
11	NO PART NO		BEARING	轴承32015	1
12	NO PART NO		CENGRAL BODY	壳体	1
13	NO PART NO		BEARING	轴承32010	1
14	NO PART NO		COVER	盖板	1
15	NO PART NO		O-RING	O形密封圈	1
16	NO PART NO		NUT	螺母	1
17	NO PART NO		CYLINDER BODY	缸筒组件	2
18	NO PART NO		TOOTHED RACK	齿条	1
19	NO PART NO		SEAL RING	密封圈	4
20	NO PART NO		SEAL RING	活塞	2
21	NO PART NO		PISTON	密封圈	2
22	NO PART NO		SEAL RING	螺栓	2
23	NO PART NO		BOLT	组合密封圈	2
24	NO PART NO		WASHER	外六角螺塞M101	1
25	NO PART NO		PLUG		1

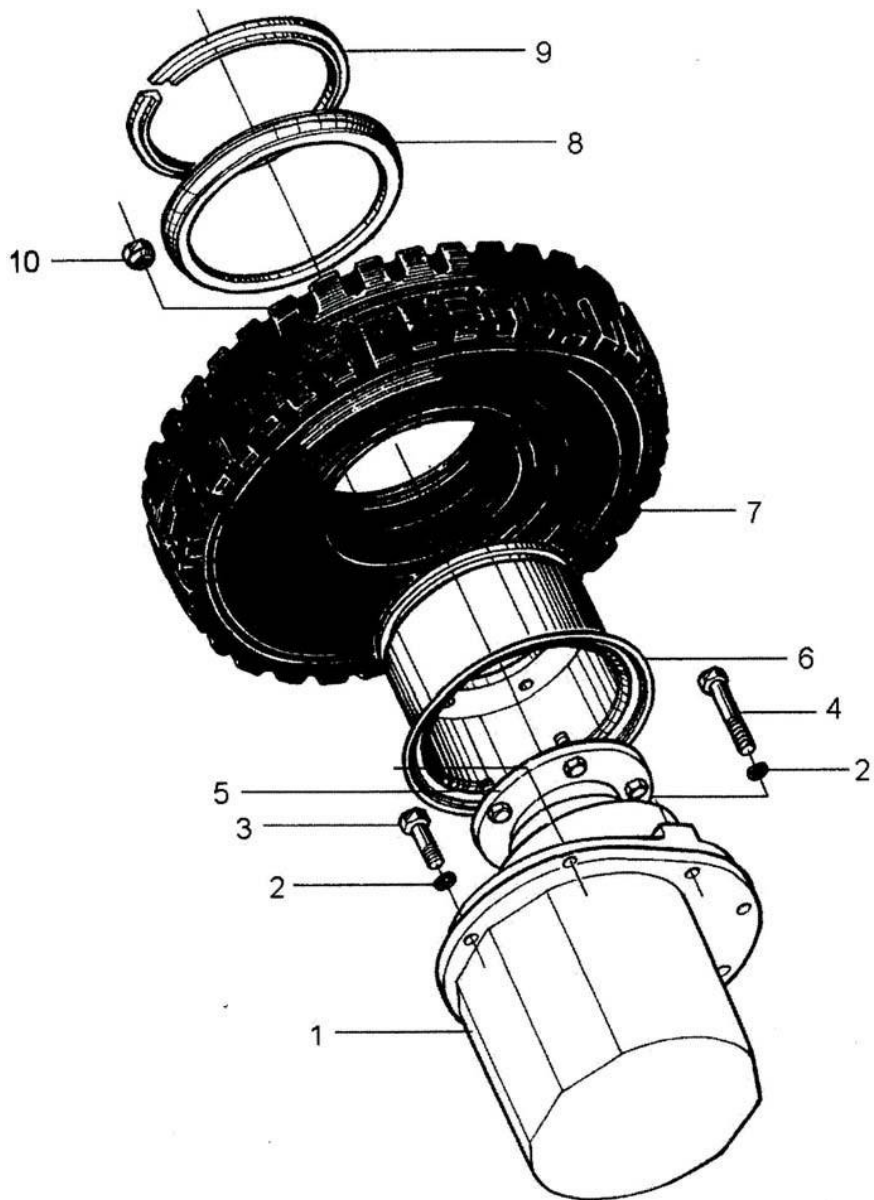
FIG.16 STEERING WHEEL
图16 转向车轮



A:FTB15 B:FTB18 C:FTB20

序号 Item No.	图号 Part No.	Mark	名称 Description	数量 Req'd	备注 Remarks: Serial No.
1	15458-00104		TYRE 轮胎15X4.5-8	2	
2	C16A6-42501		RIM ASS' Y 轮辋总成/3.00D-8	2	
3	F31A4-34051		NUT 轮毂螺母	10	
4	S1106-14050		BOLT 螺栓M14X50	10	
5	S2010-00014		WASHER 弹垫 M14	10	
6	S1400-10014		NUT 螺母M14	10	

FIG.17 DRIVE SYSTEM
图17 驱动系统

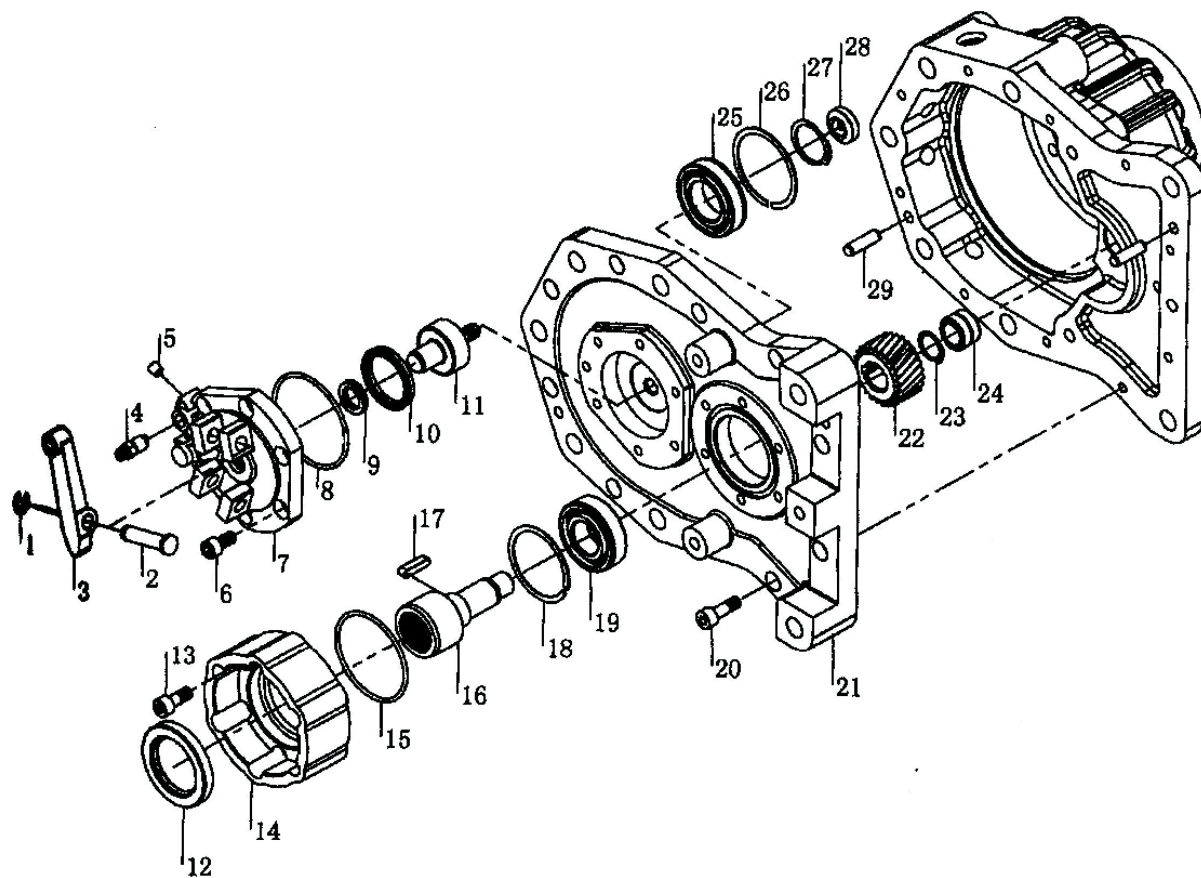


A:FTB15 B:FTB18 C:FTB20

序号 Item No.	图号 Part No.	Mark	名称 Description	数量 Req'd	备注 Remarks: Serial No.
1	C16A1-00201		MOTOT AC 驱动电机总成	2	
2	S2010-00014		WASHER 弹垫 M14	14	
+	S2000-00014		WASHER 平垫 M14	14	
3	S1106-14065		BOLT 螺栓M14X65	4	
4	S1106-14100		BOLT 螺栓M14X100	10	
5	C16A2-10101		TRANSMISSION GEAR BOX 变速箱总成	1	
+	C16A2-10111		TRANSMISSION GEAR BOX 变速箱总成	1	
6	C16A6-42601		RIM RING 轮辋总成/4.33R-8	2	
7	18708-00104		TYRE 实心轮胎18X7-8	2	
8	NO PART NO		SNAP RING 挡圈	2	
9	NO PART NO		LOCK RING 锁圈	2	
10	C16A4-34051		NUT 轮毂螺母	10	

FIG.18 DRIVE UNIT

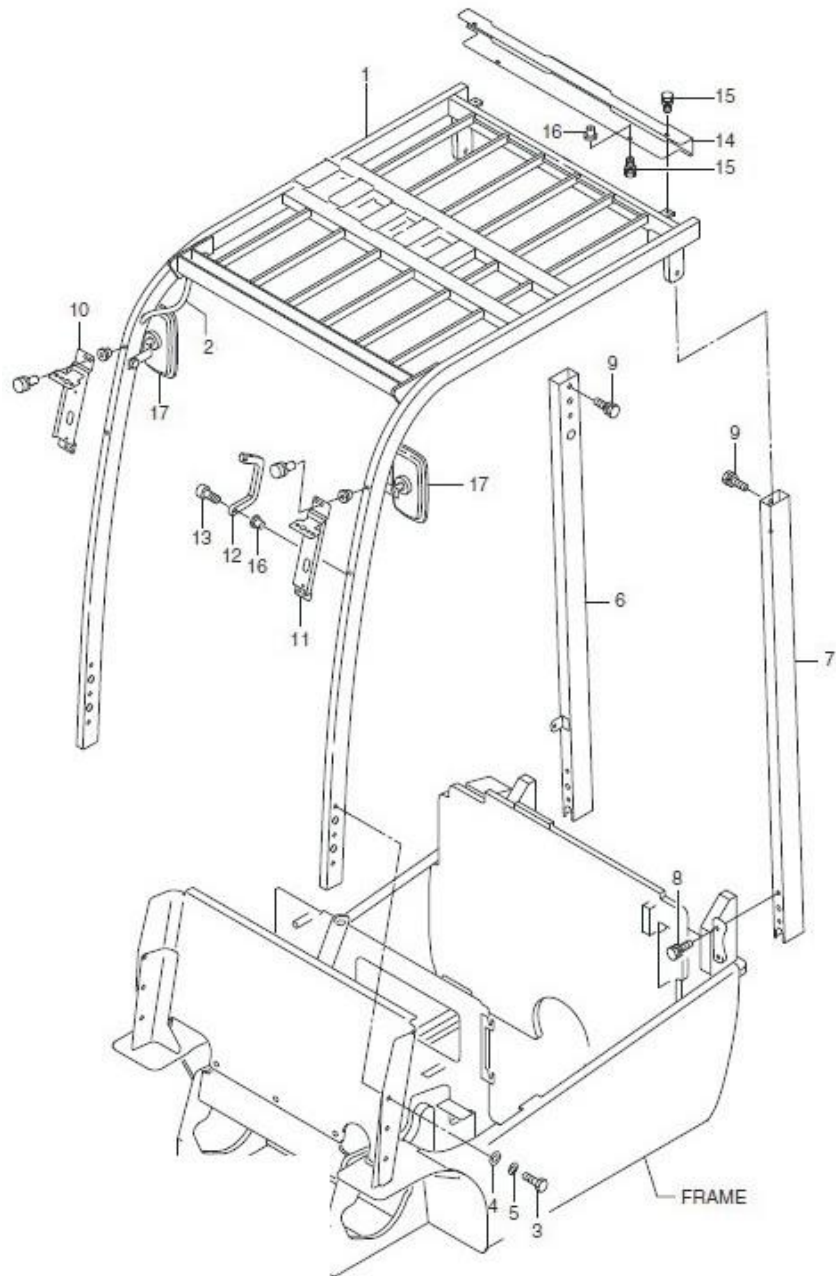
图18 变速箱



A:FTB15 B:FTB18 C:FTB20

序号 Item No.	图号 Part No.	Mark	名称 Description	数量 Req'd	备注 Remarks: Serial No.
1	NO PART NO		E-RING 开口挡圈9	1	
2	NO PART NO		SPINDLE 芯轴	1	
3	NO PART NO		BRAKE LEVER 刹车杆	1	
4	NO PART NO		PLUG 放气螺塞	1	
5	NO PART NO		PLUG 螺塞1/16	1	
6	NO PART NO		SCREW 螺钉M8X16	7	
7	NO PART NO		BRAKE CYLINDER 制动油缸	1	
7	NO PART NO		BRAKE CYLINDER 制动油缸	1	
8	NO PART NO		O-RING O形密封圈	1	
9	NO PART NO		Y-RING Y形密封圈	1	
10	NO PART NO		Y-RING Y形密封圈	1	
11	NO PART NO		PUSH ROD 顶杆	1	
12	NO PART NO		SEAL 骨架油封	1	
13	NO PART NO		SCREW 螺钉M8X20	6	
14	NO PART NO		COVER 输入轴端盖	1	
15	NO PART NO		O-RING O形密封圈	1	
16	NO PART NO		INPUT SHAFT 输入轴	1	
17	NO PART NO		KEY 普通平键	1	
18	NO PART NO		SNAP RING 止动环	1	
19	NO PART NO		BEARING 轴承	1	
20	NO PART NO		SCREW 螺钉M8X25	10	
21	NO PART NO		COVER 箱盖	1	
22	NO PART NO		GEAR 主动齿轮	1	
23	NO PART NO		CIRCLIP 轴用弹性挡圈	1	
24	NO PART NO		BEARING 滚针轴承	1	
25	NO PART NO		BEARING 轴承	1	
26	NO PART NO		SNAP RING 止动环	1	
27	NO PART NO		CIRCLIP 轴用弹性挡圈	1	
28	NO PART NO		PISTON 活塞	1	
29	NO PART NO		PIN 圆柱销	2	

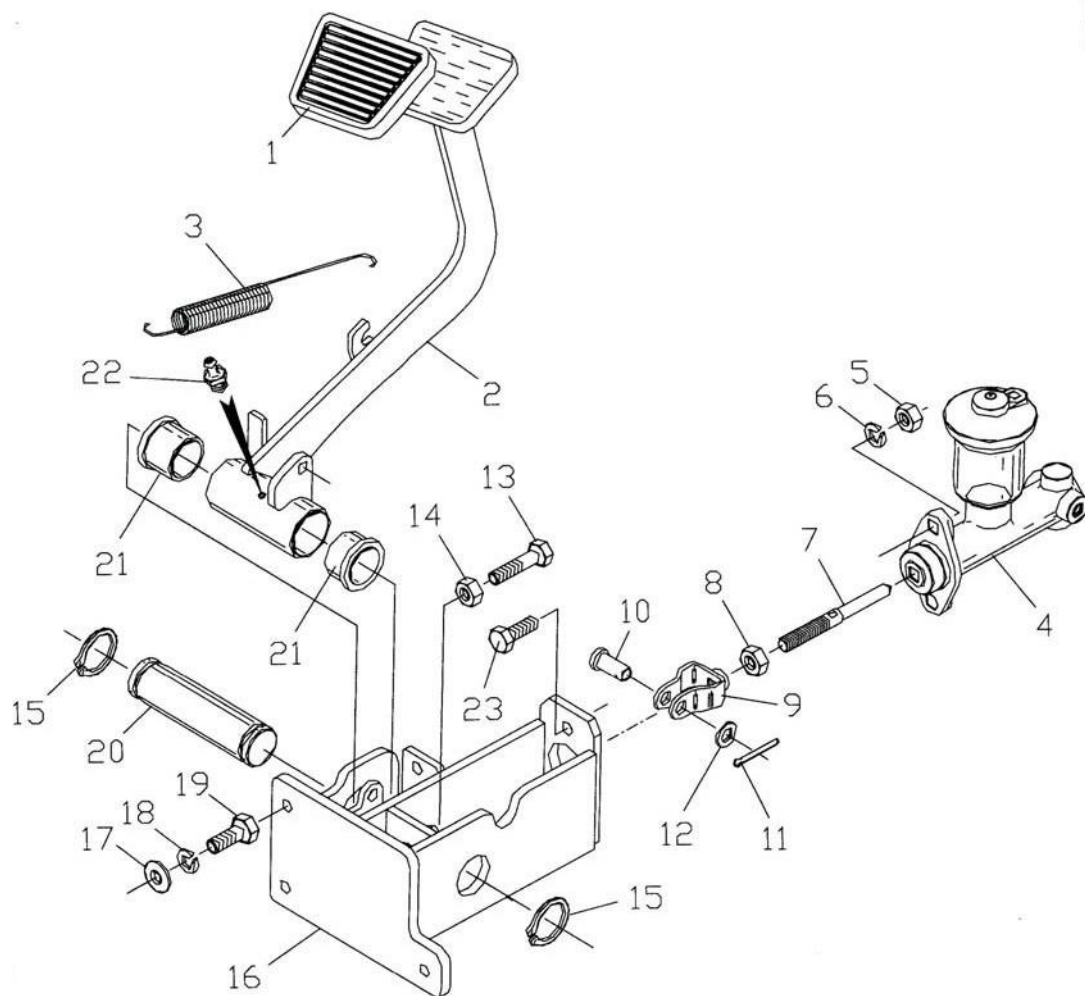
FIG.19 OVERHEAD GUARD
图19 护顶架



A:FTB15 B:FTB18 C:FTB20

序号 Item No.	图号 Part No.	Mark	名称 Description	数量 Req'd	备注 Remarks: Serial No.
1	C16A5-10101		WELDED ASS'Y HEAD GUARD	1	A
+	C19A5-10101		WELDED ASS'Y HEAD GUARD	1	B
+	C21A5-10101		WELDED ASS'Y HEAD GUARD	1	C
2	B21E5-12311		VINYL HOSE L=1550	1	
3	S1106-12030		BOLT	4	
4	S2010-00012		WASHER	4	
5	S2000-00012		WASHER	4	
6	C16A5-10111		PIPE REAR RH	1	
7	C16A5-10121		PIPE REAR LH	1	
8	S1106-12035		BOLT	4	
+	S2010-00012		WASHER	4	
9	S1106-08025		BOLT	4	
+	S2010-00008		WASHER	4	
10	F31A5-12501		HEAD LAMP BRACKET	1	
11	F31A5-12521		HEAD LAMP BRACKET	1	
12	F31A5-13051		GRIP	1	
13	S1170-06025		BOLT HEX SOCKET	2	
14	C16A5-12091		COVER	1	
15	S1106-06012		BOLT	3	
16	F31A5-13151		POP RIVET	5	
17	F31A5-12551		MIRROR	2	

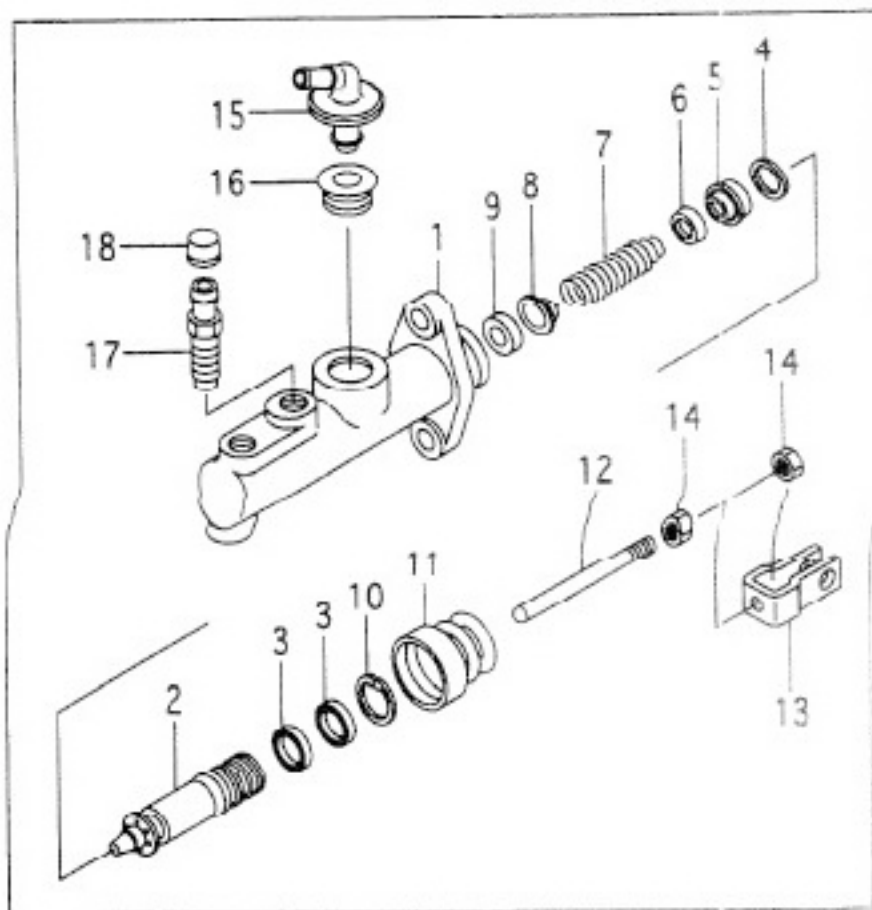
FIG.20 BRAKE PEDAL
图20 制动踏板总成



A:FTB15 B:FTB18 C:FTB20

序号 Item No.	图号 Part No.	Mark	名称 Description	数量 Req'd	备注 Remarks: Serial No.
A1	C16A6-41101a		BRAKE PEDAL ASS' Y	1	
1	NO PART NO		PEDAL GASKET	1	
2	NO PART NO		BRAKE PEDAL	1	
3	NO PART NO		RETURN SPRING	1	
4	NO PART NO		BRAKE BOOSTER	1	
5	NO PART NO		NUT M10	2	
6	NO PART NO		WASHER	2	
7	NO PART NO		PUSH ROD	1	
8	NO PART NO		NUT	1	
9	NO PART NO		PUSH BRADCKET	1	
10	NO PART No		PIN	1	
11	NO PART No		PIN	1	
12	NO PART NO		WASHER	1	
13	NO PART NO		BOLT	1	
14	NO PART NO		NUT	1	
15	NO PART NO		SNAP RING	2	
16	NO PART No		SEAT BRACKET	1	
17	S2000-00008		WASHER	3	
18	S2010-00008		WASHER	3	
19	S1106-08020		BOLT	3	
20	NO PART NO		SHAFT	1	
21	NO PART No		BUSH	2	
22	NO PART No		GREASE NIPPLE	1	
23	NO PART NO		BOLT	2	

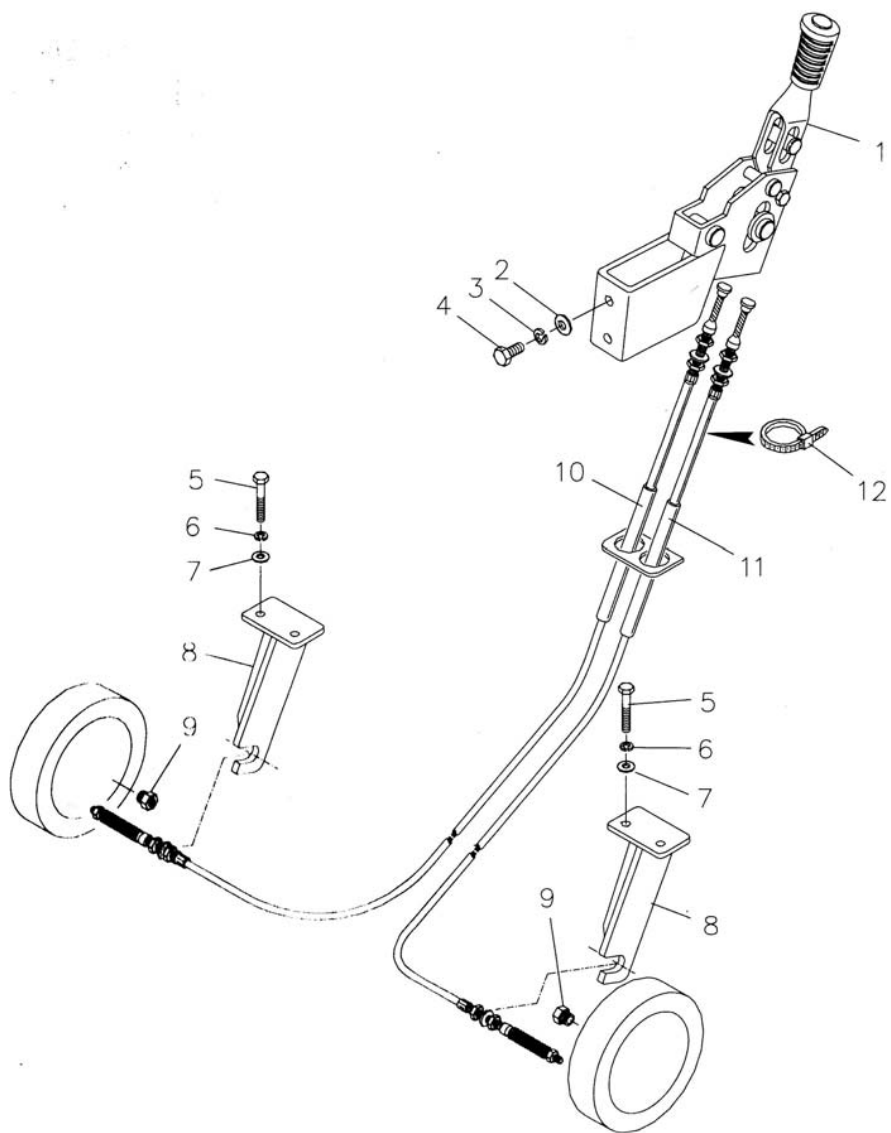
FIG.21 BRAKE MASTER CYLINDER
图21 制动泵



A:FTB15 B:FTB18 C:FTB20

序号 Item No.	图号 Part No.	Mark	名称 Description	数量 Req'd	备注 Remarks: Serial No.
A1	B21E5-42101		CYL-ASSY, MASTER	1	INC.1-18
1	NO PART NO.		BODY, CYL	1	
2	NO PART NO.		PISTON	1	
3	NO PART NO.		CUP, SECONDART	2	
4	NO PART NO.		SPACER	1	
5	NO PART NO.		CUP, PRIMARY	1	
6	NO PART NO.		THIMBLE	1	
7	NO PART NO.		SPRING	1	
8	NO PART NO.		VALVE	1	
9	NO PART NO.		SEAT, VALVE	1	
10	NO PART NO.		RING, SNAP	1	
11	NO PART NO.		BOOT	1	
12	NO PART NO.		ROD, PUSH	1	
13	NO PART NO.		YOKE	1	
14	NO PART NO.		NUT	2	
15	NO PART NO.		UNION, FILLER	1	
16	NO PART NO.		BUSHING	1	
17	NO PART NO.		VALVE, BLEEDER	1	
18	NO PART NO.		CAP, BLEEDER	1	

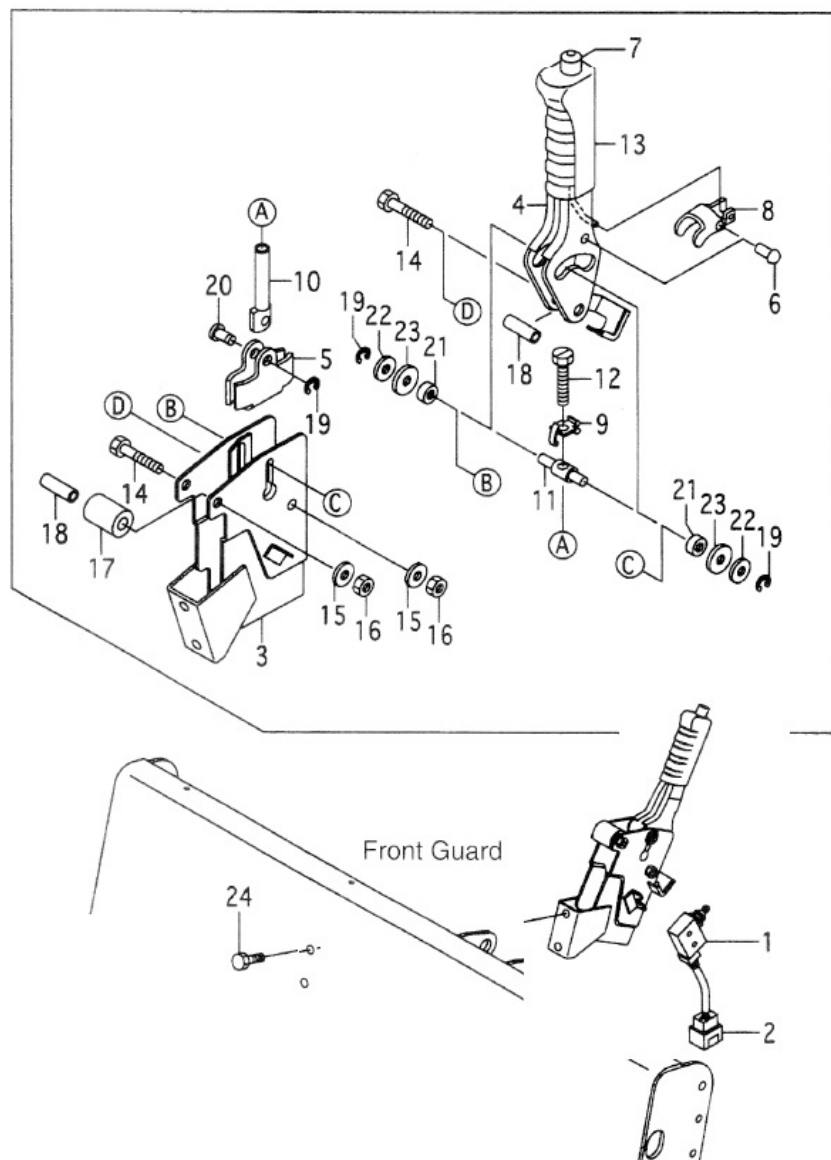
FIG.22 PARKING BRAKE LEVER
图22 手制动总成



A:FTB15 B:FTB18 C:FTB20

序号 Item No.	图号 Part No.	Mark	名称 Description	数量 Req'd	备注 Remarks: Serial No.
1	B21E5-50111		PARKING BRAKE LEVE	1	
+	B21E5-52441		MICRO SWITCH (BRAKE)	1	
2	S2000-00010		WASHER	2	
3	S2010-00010		WASHER	2	
4	S1116-10020		BOLT	2	
5	S1106-08045		BOLT	4	
6	S2010-00008		WASHER	4	
7	S2000-00008		WASHER	4	
8	C16A6-40031		BRACKET	2	
9	NO PART NO		BOLT	2	
10	C16A5-52241		BRAKE CABLE RH	1	
11	C16A5-52231		BRAKE CABLE LH	1	
12	NO PART NO		PACKING BELT	1	

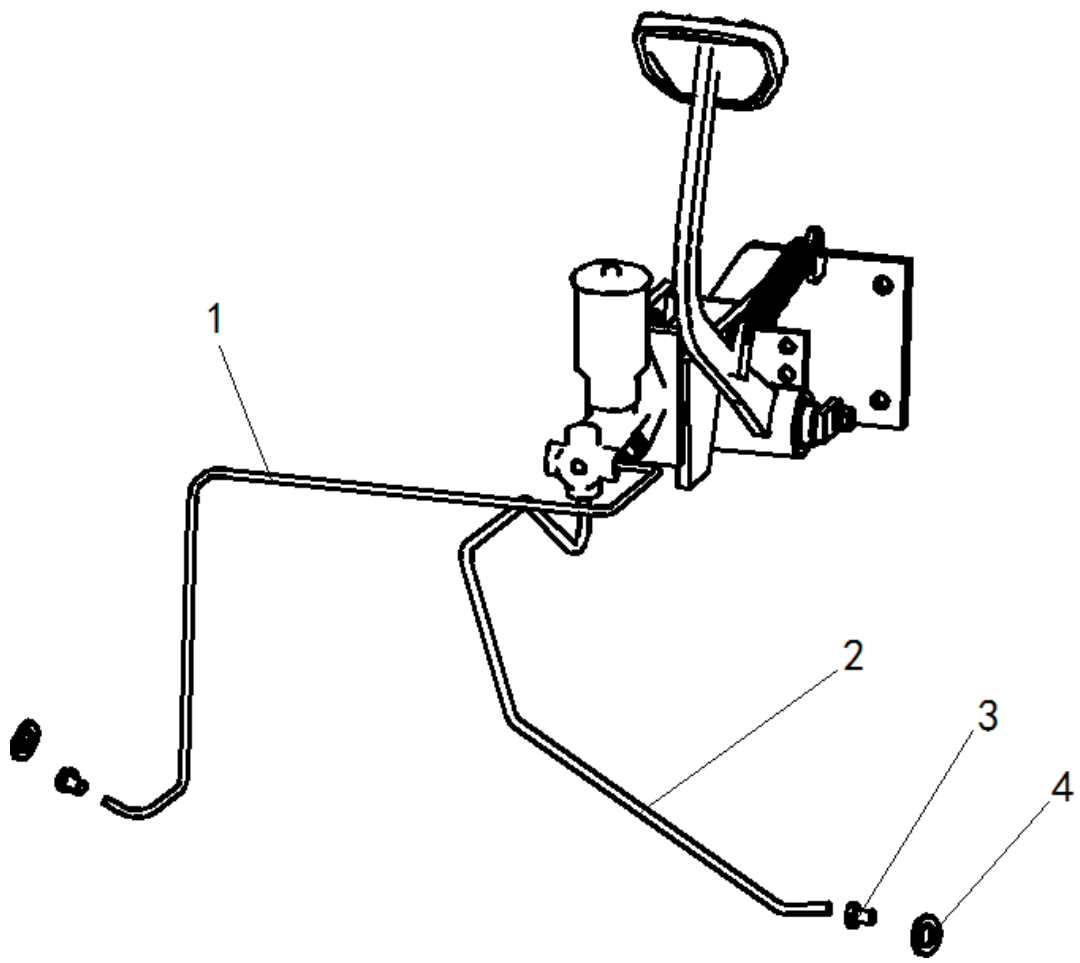
FIG.23 BRAKE LEVER
图23 手制动总成



A:FTB15 B:FTB18 C:FTB20

序号 Item No.	图号 Part No.	Mark	名称 Description	数量 Req'd	备注 Remarks: Serial No.
1	B21E5-52441		SWITCH, MICRO	1	手制动微动开关
2	B21E2-44061		WIRE-HARNES, SWITCH	1	微动开关线
A1	B21E5-50111		LEVER-ASSY, BRAKE	1	手制动总成
3	NO PART NO.		BRACKET, BRAKE-LEVER	1	手制动支架
4	NO PART NO.		LEVER	1	手制动手柄
5	F31A5-52151		BRACKET	1	支架
6	NO PART NO.		PIN	1	销子
7	NO PART NO.		ROD, RELEASE	1	按钮头
8	NO PART NO.		PLATE, LOCK	1	锁板
9	NO PART NO.		PLATE, TENSION	1	拉伸板
10	NO PART NO.		ROD, ADJUST	1	调整头
11	NO PART NO.		PIN, TRUNION	1	销子
12	NO PART NO.		BOLT	1	螺母
13	NO PART NO.		GRIP	1	手把套
14	S1106-08050		BOLT	2	螺栓M8 50
15	S2010-00008		WASHER	2	弹垫M8
16	S1400-00008		NUT	2	螺母M8
17	NO PART NO.		RUBBER, STOPPER	1	限位块
18	NO PART NO.		COLLAR	2	套筒
19	NO PART NO.		E-RING	3	E型环
20	NO PART NO.		PIN	1	销子
21	NO PART NO.		ROLLER, CAM	2	凸轮
22	NO PART NO.		WASHER	2	平垫
23	NO PART NO.		WASHER	2	平垫
24	S1106-10020		BOLT	2	螺栓M10 20

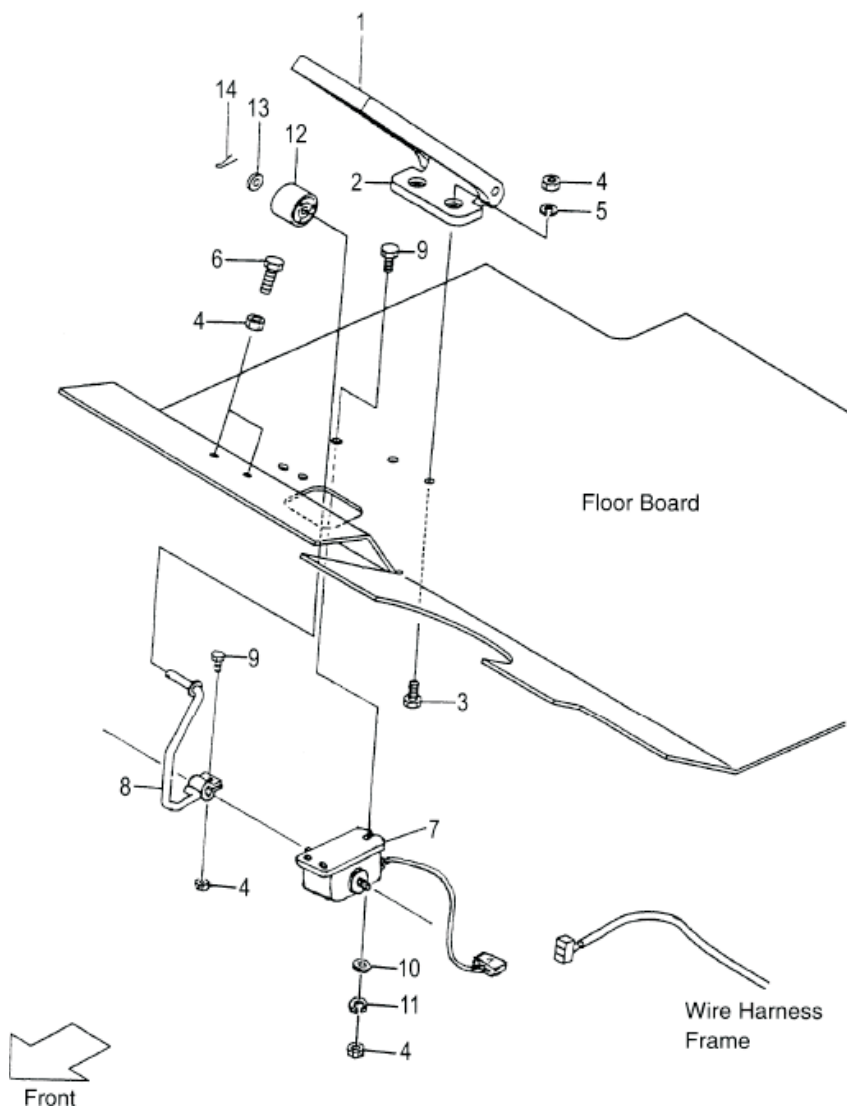
FIG.24 BRAKE CIRCUIT ASSY
图24 制动油管总成



A:FTB15 B:FTB18 C:FTB20

序号 Item No.	图号 Part No.	Mark	名称 Description	数量 Req'd	备注 Remarks: Serial No.
1	C16A6-42201		ASS'Y BRAKE PIPE (R.H) 制动钢管 (R.H)	1	
2	C16A6-42211		ASS'Y BRAKE PIPE (L.H) 制动钢管 (L.H)	1	
3	C16A6-42221		CONNECTOR 过渡接头	2	
4	S5100-00010		WASHER 组合垫圈10	2	
+	C16A6-42301		CLIP 卡箍 (右)	1	
+	C16A6-42311		CLIP 卡箍 (右)	1	

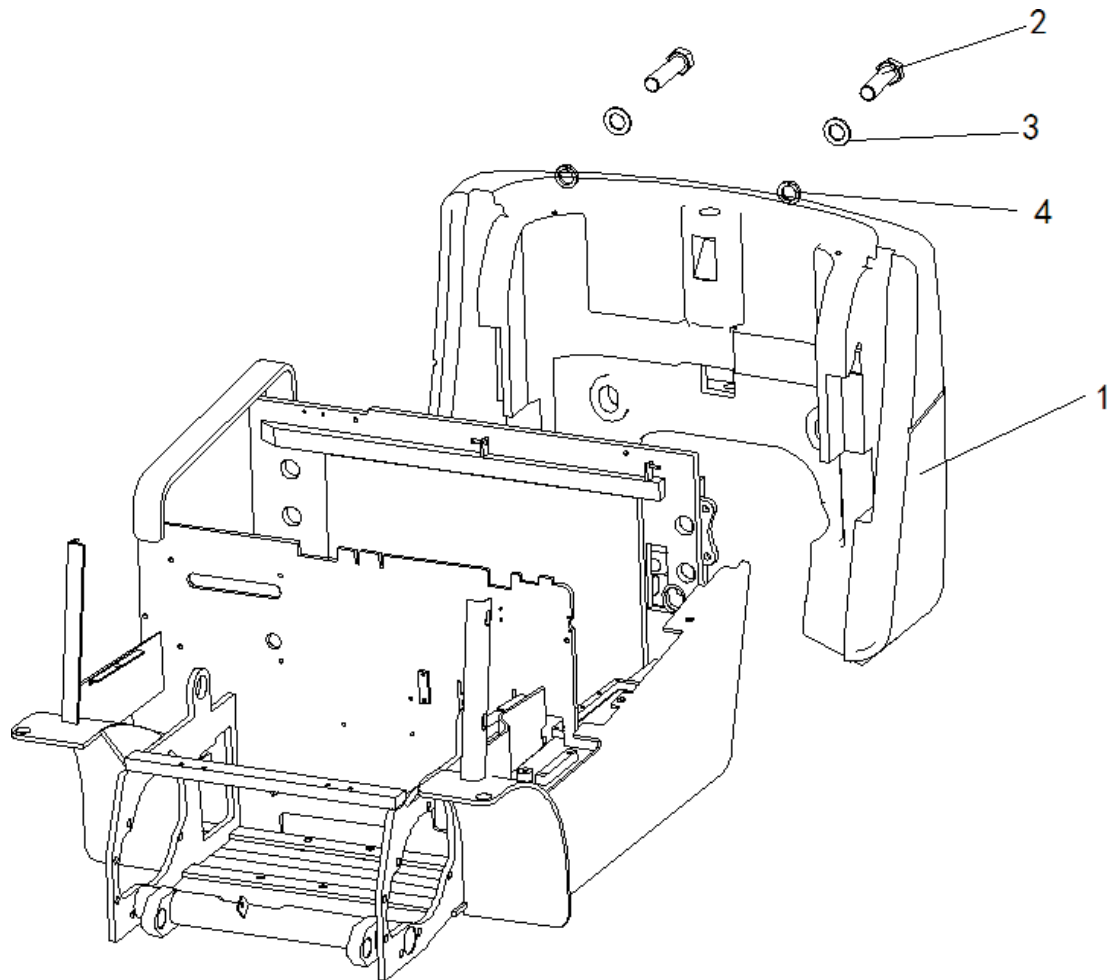
FIG.25 ACCELERATION PEDAL ASS' Y
图25 加速操纵总成



A:FTB15 B:FTB18 C:FTB20

序号 Item No.	图号 Part No.	Mark	名称 Description	数量 Req'd	备注 Remarks: Serial No.
A1	NO PART NO		PEDAL-ASS' Y ACCEL	1	
1	NO PART NO		PEDAL ACCEL	1	
2	NO PART NO		BASE ACCEL	2	
3	S1106-06012		BOLT	2	
4	S1400-00006		NUT	4	
5	S2010-00006		WASHER	6	
6	S1106-06020		BOLT	2	
7	B21E5-20401		ALLELERATOR	1	
8	B21E5-21001		LEVER	1	
9	S1106-06016		BOLT	2	
10	S2000-00006		WASHER	3	
11	S2010-00006		WASHER	3	
12	F31A5-22001		ROLLER	1	
13	S2000-00006		WASHER	1	
14	S2200-02016		PIN COTTER	1	

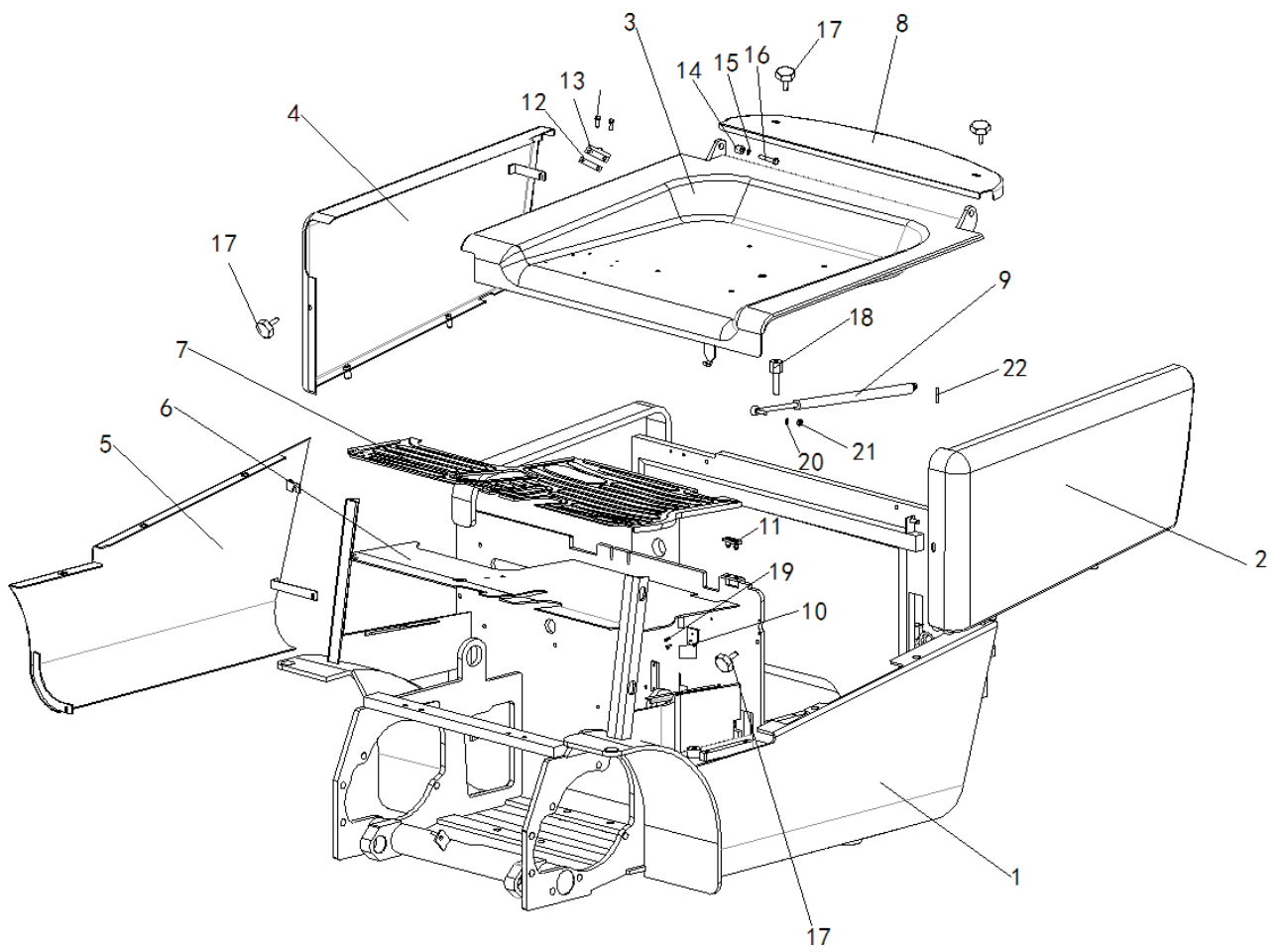
FIG.26 COUNTER WEIGHT
图26 平衡重



A:FTB15 B:FTB18 C:FTB20

序号 Item No.	图号 Part No.	Mark	名称 Description	数量 Req'd	备注 Remarks: Serial No.
1	C16A6-30011		BALANCE WEIGHT 平衡重	1	
2	S1116-30110		BOLT M30X110 螺栓 M30X110	2	
3	S2010-00030		WASHER SP M30 弹垫 SP M30	2	
4	F21A6-32001		WASHER PL 平衡重平垫	2	
+	C16A6-32051		PIN 牵引销	1	

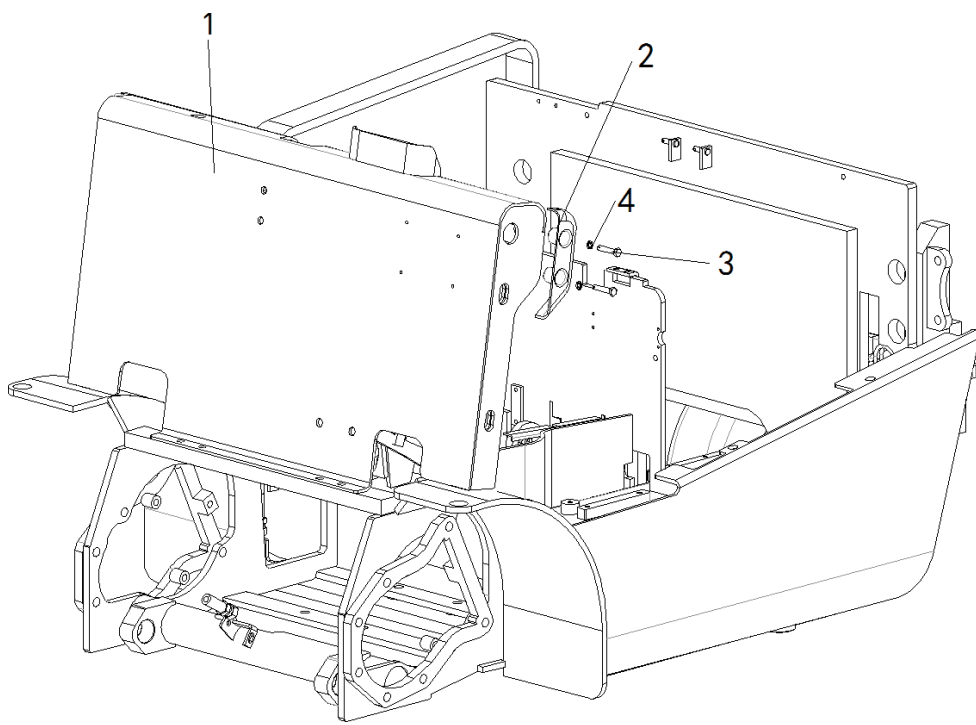
FIG.27 BONNRY
图27 机罩



A:FTB15 B:FTB18 C:FTB20

序号 Item No.	图号 Part No.	Mark	名称 Description	数量 Req'd	备注 Remarks: Serial No.
1	C16A6-10001c		WELDED ASS'Y FRAME	1	A
+	C19A6-10001		WELDED ASS'Y FRAME	1	B
+	C21A6-10001		WELDED ASS'Y FRAME	1	C
2	C16A6-41221		COVER BATT REAR L.H	1	A
+	C19A6-41221		COVER BATT REAR L.H	1	B
+	C21A6-41221		COVER BATT REAR L.H	1	C
3	C16A6-40111		WELDED ASS'Y BONNET	1	A
+	C19A6-40111		WELDED ASS'Y BONNET	1	B
+	C21A6-40111		WELDED ASS'Y BONNET	1	C
4	C16A6-41211		COVER BATT REAR R.H	1	A
+	C19A6-41211		COVER BATT REAR R.H	1	B
+	C21A6-41211		COVER BATT REAR R.H	1	C
5	C16A6-41231		SIDE COVER R.H	1	A
+	C19A6-41231		SIDE COVER R.H	1	B
+	C21A6-41231		SIDE COVER R.H	1	C
6	C16A6-50101		FLOOR BOARD	1	
7	C16A6-50111		FLOOR BOARD RUBBER	1	
8	C16A6-41261		HOUSING	1	
9	C16A6-40511b		GAS SPRING	1	
10	B21E6-42761		BONNET CATCH	1	
11	B21E2-63011		SUPPORT RUBBER BONNET	2	
12	B21E6-42231		SHEET BINDER	1	
13	B21E6-42221		BINDER	1	
+	B21E6-42241		EIVET	2	
14	B21E6-43551		COLLAR	2	
15	S2000-00008		WASHER	2	
16	S1106-08030		BOLT	2	
17	F31 A6-4245 1		BOLT	5	
18	C16A6-40121		BOLT	2	
19	S1030-08012		BOLT	2	
+	S2000-00008		SCREW	2	
+	S2010-00008		WASHER	2	
20	B21E6-42031		WASHER	2	
21	F31A3-92331		GROMMET	1	
22	S2200-02020		NUT SELFLOCK	1	
			PIN COTTER		

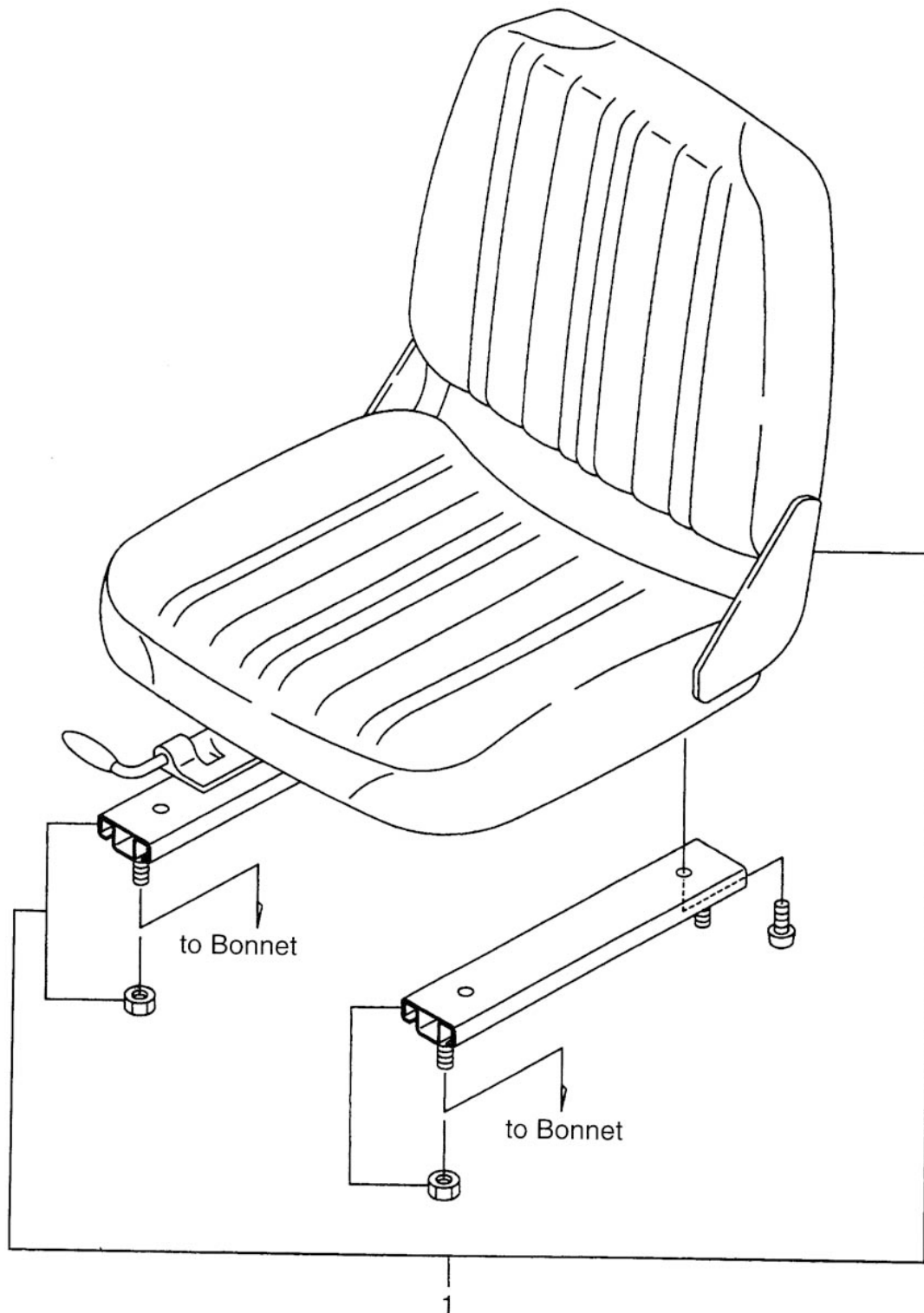
FIG.28 FRONT GUARD
图28 仪表架



A:FTB15 B:FTB18 C:FTB20

序号 Item No.	图号 Part No.	Mark	名称 Description	数量 Req'd	备注 Remarks: Serial No.
1	C16A6-40011		FRONT GUARD	1	
2	C16A6-40051		COVER LH	1	
+	C16A6-40061		COVER RH	1	
3	S1106-08020		BOLT	4	
4	S2010-00008		WASHER	4	

FIG.29 SEAT
图29 座椅

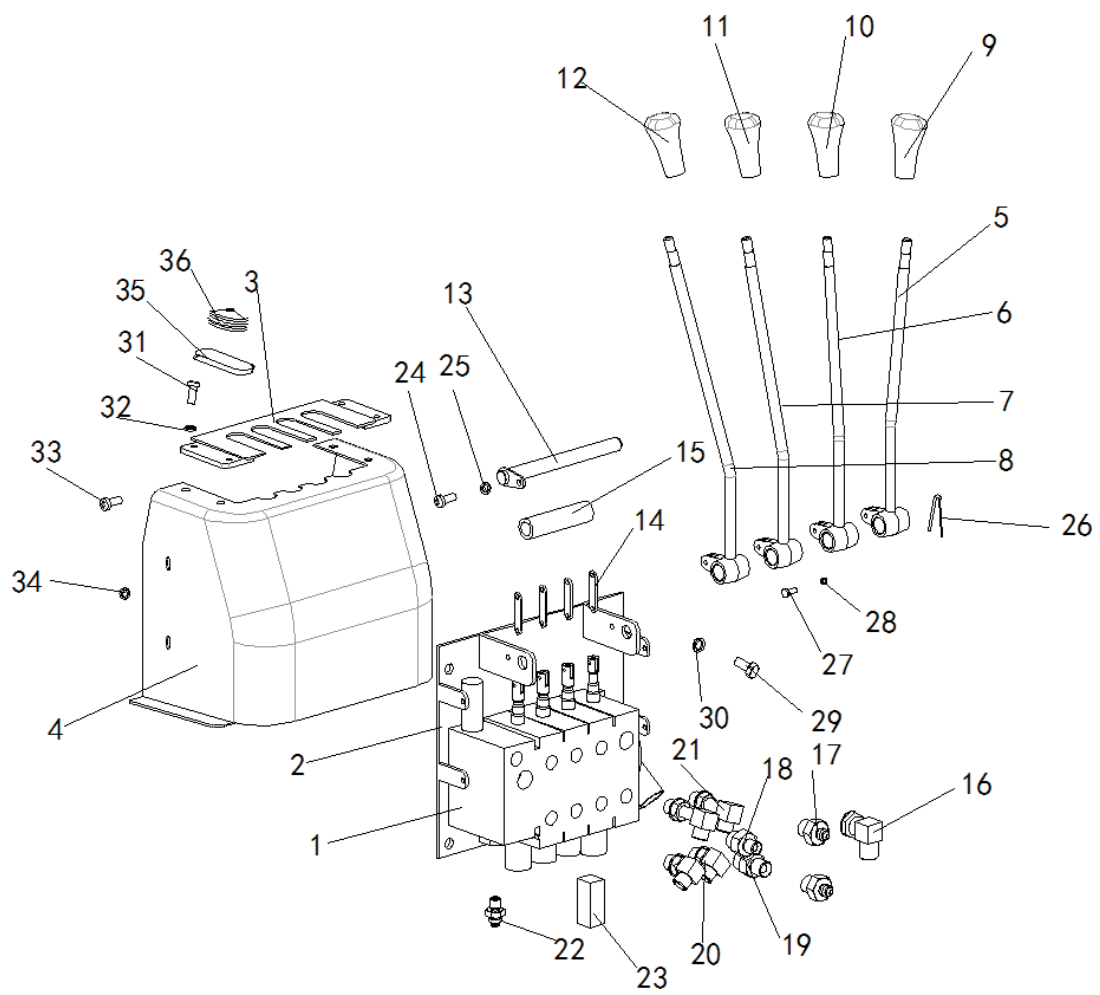


A:FTB15 B:FTB18 C:FTB20

序号 Item No.	图号 Part No.	Mark	名称 Description	数量 Req'd	备注 Remarks: Serial No.
1	YH-38		SEAT-ASSY	1	
+	S2010-00008		WASHER M8	4	
+	S1400-00008		NUT M8	4	

FIG.30 CONTROL VALVE

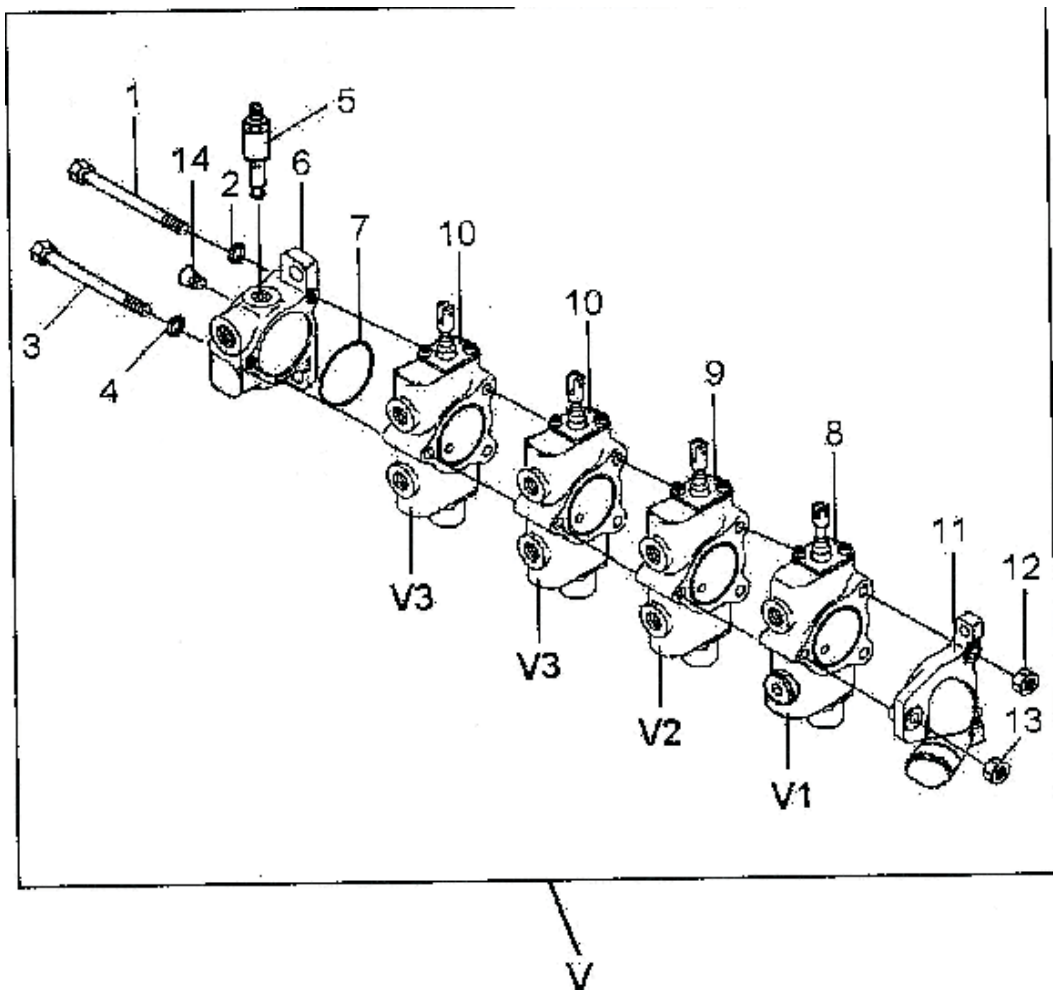
图30 多路阀操纵



A:FTB15 B:FTB18 C:FTB20

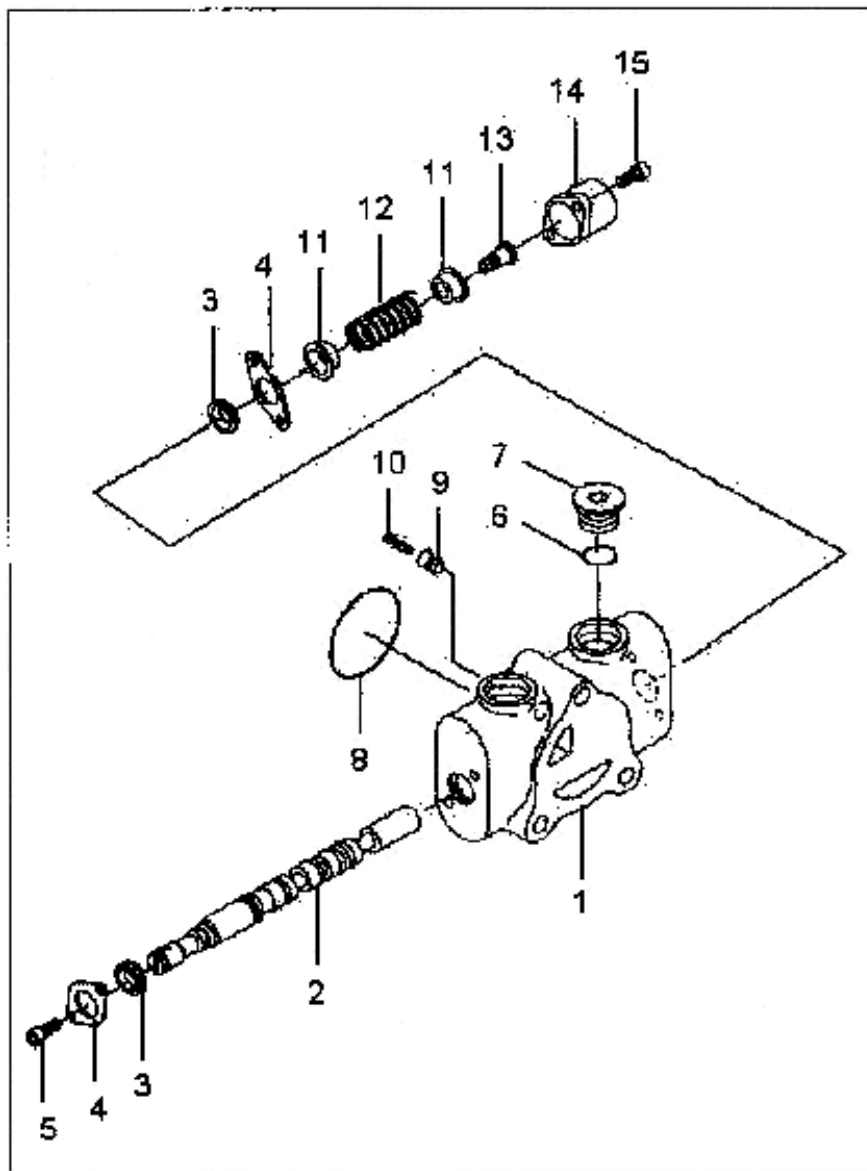
序号 Item No.	图号 Part No.	Mark	名称 Description	数量 Req'd	备注 Remarks: Serial No.
1	C16A7-10101		MULTI WAY VALVE 2SV	1	2SV
+	C16A7-10201		MULTI WAY VALVE 3SV	1	3SV
+	C16A7-10301		MULTI WAY VALVE 4SV	1	4SV
2	C16A7-40191		BRACKET	1	
3	C16A6-40071		COVER	1	
4	C16A6-40081		COVER	1	
5	C16A7-40101		LIFTING LEVER	1	
6	C16A7-40111		TILTING LEVER	1	
7	C16A7-40121		CONTROL LEVER	1	
8	C16A7-40131		CONTROL LEVER	1	
9	F31A7-42001		KNOB	1	
10	F31A7-42011		KNOB	1	
11	F31A7-42021		KNOB	1	
12	F31A7-42021		KNOB	1	
13	C16A7-40181		BRACKET	1	
14	C16A7-40141		LEVER	2	2SV
+	C16A7-40141		LEVER	3	3SV
+	C16A7-40141		LEVER	4	4SV
15	C16A7-40151		SPACER	1	
+	C16A7-40161		SPACER	1	
16			CONNECTOR	1	
17	F31A7-60321		CONNECTOR	1	
18	S4134-20303		CONNECTOR	1	
19			CONNECTOR	1	
20	C16A8-80211		CONNECTOR	1	3SV
+	C16A8-80211		CONNECTOR	2	4SV
21	C16A8-80201		CONNECTOR	1	3SV
+	C16A8-80201		CONNECTOR	2	4SV
22	F31A7-60321		CONNECTOR	1	
23	3302C-2		CONNECTOR	2	
24	S1106-06012		SENSOR	1	
25	S2010-00006		BOLT	1	
26	S2200-16010		WASHER	1	
27	F31A7-42181		PIN CLEVIS	4	
+	F31A7-42181		SPACER	4	2SV
+	F31A7-42181		SPACER	6	3SV
28	S2000-00005		SPACER	8	4SV
+	S2000-00005		WASHER M5	4	2SV
+	S2000-00005		WASHER M5	6	3SV
29	S1106-10020		WASHER M5	8	4SV
30	S2010-00010		BOLT	4	
31	S1106-08016		WASHER	4	
32	S2010-00008		BOLT	4	
33	S1106-06020		WASHER	4	
34	S2010-00006		BOLT	4	
35	C16A6-40091		WASHER	4	
36	C16A6-40101		RUBBER	2	2SV-2/3SV-1
			RUBBER	2	2SV-2/3SV-3/4SV-4

FIG.31 VALVE ASSY
图31 多路阀总成



序号 Item No.	图号 Part No.	Mark	名称 Description	数量 Req'd	备注 Remarks: Serial No.
1	NO PART NO		BOLT	螺栓	2
2	NO PART NO		WASHER	平垫M8	2
3	NO PART NO		BOLT	螺栓	1
4	NO PART NO		WASHER	平垫M10	1
5	NO PART NO		VALVE MAIN RELIEF	主安全阀	1
6	NO PART NO		COVER FRONT	进油阀片	1
7	NO PART NO		O-RING	O形密封圈	1
8	NO PART NO		SECTION VALVE LIFT	升降阀片	1
9	NO PART NO		SECTION VALVE TILT	倾斜自锁阀片	1
10	NO PART NO		SECTION VALVE C	属具阀片	2
11	NO PART NO		COVER REAR	回油阀片	1
12	NO PART NO		NUT	螺母M8	2
13	NO PART NO		NUT	螺母M10	1
14	NO PART NO		PLUG	螺塞	1

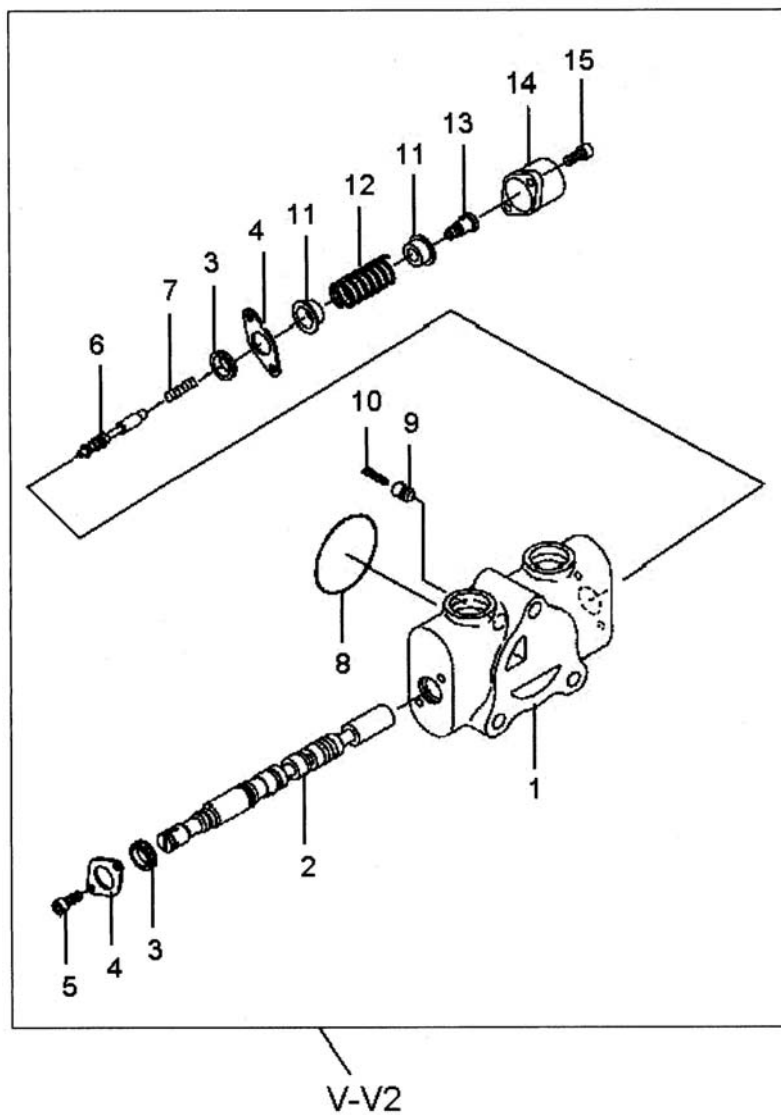
FIG.32 LIFT VALVE ASSY
图32 升降阀总成



V-V1

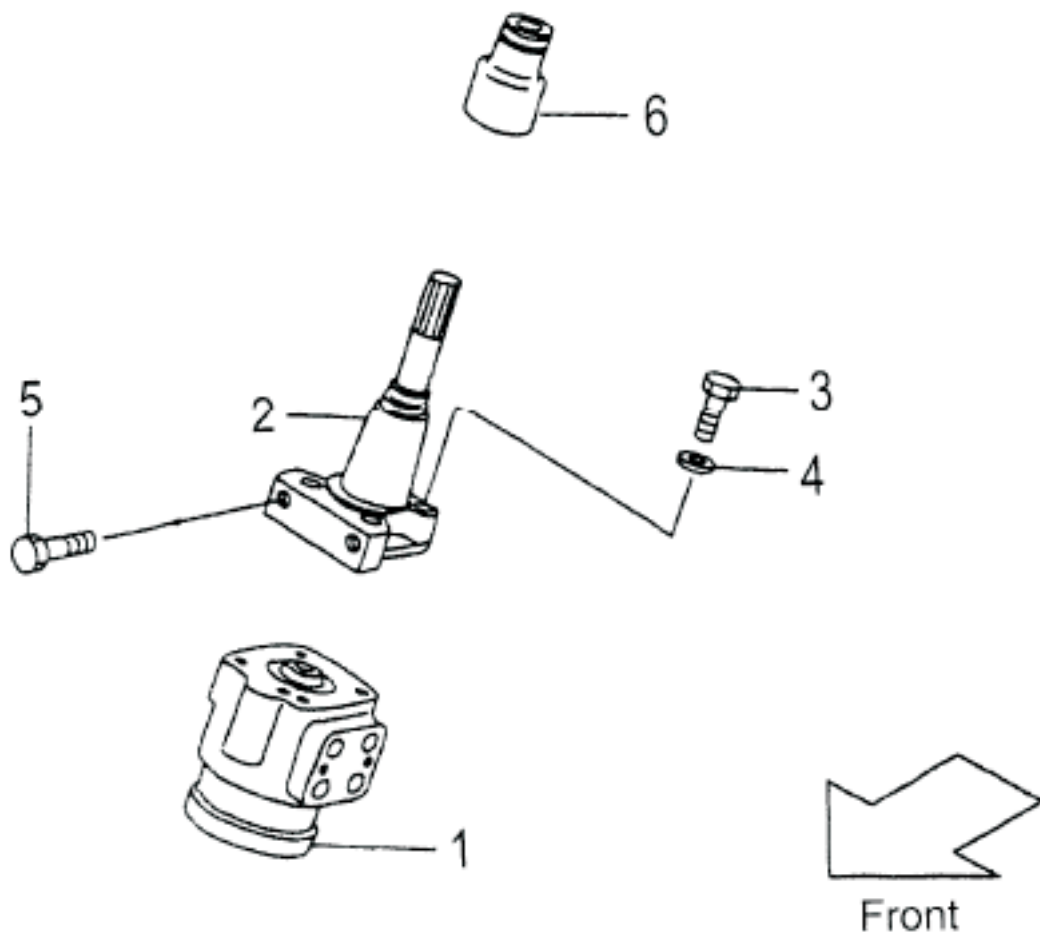
序号 Item No.	图号 Part No.	Mark	名称 Description	数量 Req'd	备注 Remarks: Serial No.
1	NO PART NO		BODY	1	
2	NO PART NO		SPOOL	1	
3	NO PART NO		O-RING	2	
4	NO PART NO		PLATE	2	
5	NO PART NO		BOLT	2	
6	NO PART NO		O-RING	1	
7	NO PART NO		PLUG	1	
8	NO PART NO		O=RING	1	
9	NO PART NO		POPPET	1	
10	NO PART NO		SPRING	1	
11	NO PART NO		RETAINER SPRING	2	
12	NO PART NO		SPRING	1	
13	NO PART NO		SCREW	1	
14	NO PART NO		CAP	1	
15	NO PART NO		BOLT	2	

FIG.33 TILT VALVE ASSY
图33 倾斜阀总成



序号 Item No.	图号 Part No.	Mark	名称 Description	数量 Req'd	备注 Remarks: Serial No.
1	NO PART NO		BODY	1	
2	NO PART NO		SPOOL	1	
3	NO PART NO		O-RING	2	
4	NO PART NO		PLATE	2	
5	NO PART NO		BOLT	2	
6	NO PART NO		SPOOL PILOT	1	
7	NO PART NO		SPRING	1	
8	NO PART NO		O-RING	1	
9	NO PART NO		POPPET	1	
10	NO PART NO		SPRING	1	
11	NO PART NO		RETAINER SPRING	2	
12	NO PART NO		SPRING	1	
13	NO PART NO		SCREW	1	
14	NO PART NO		CAP	1	
15	NO PART NO		BOLT	2	

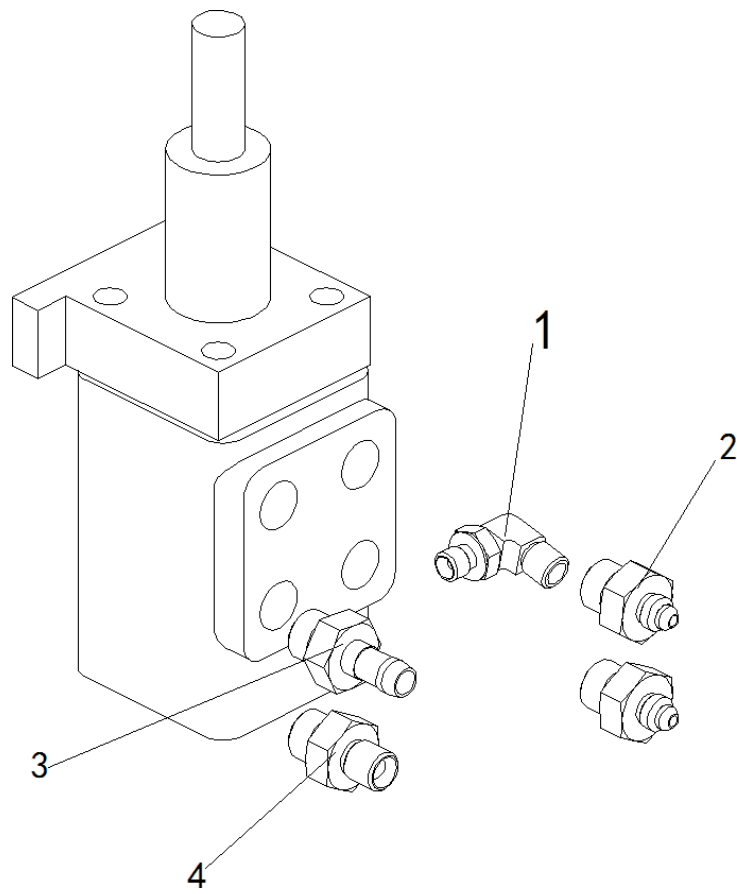
FIG.34 ORBITROL
图34 转向器



A:FTB15 B:FTB18 C:FTB20

序号 Item No.	图号 Part No.	Mark	名称 Description	数量 Req'd	备注 Remarks: Serial No.
1	C16A4-10101		UNIT ORBITROL	1	转向器总成
2	F31A4-10401		SHAFT ASS' Y	1	转向轴总成
3	S0110-00628		BOLT	4	转向器螺栓
4	S2010-00010		WASHER	4	弹垫 M10
5	S1106-12030		BOLT	2	螺栓 M12X30
6	F31A4-10801		BOOT	1	转向柱护套

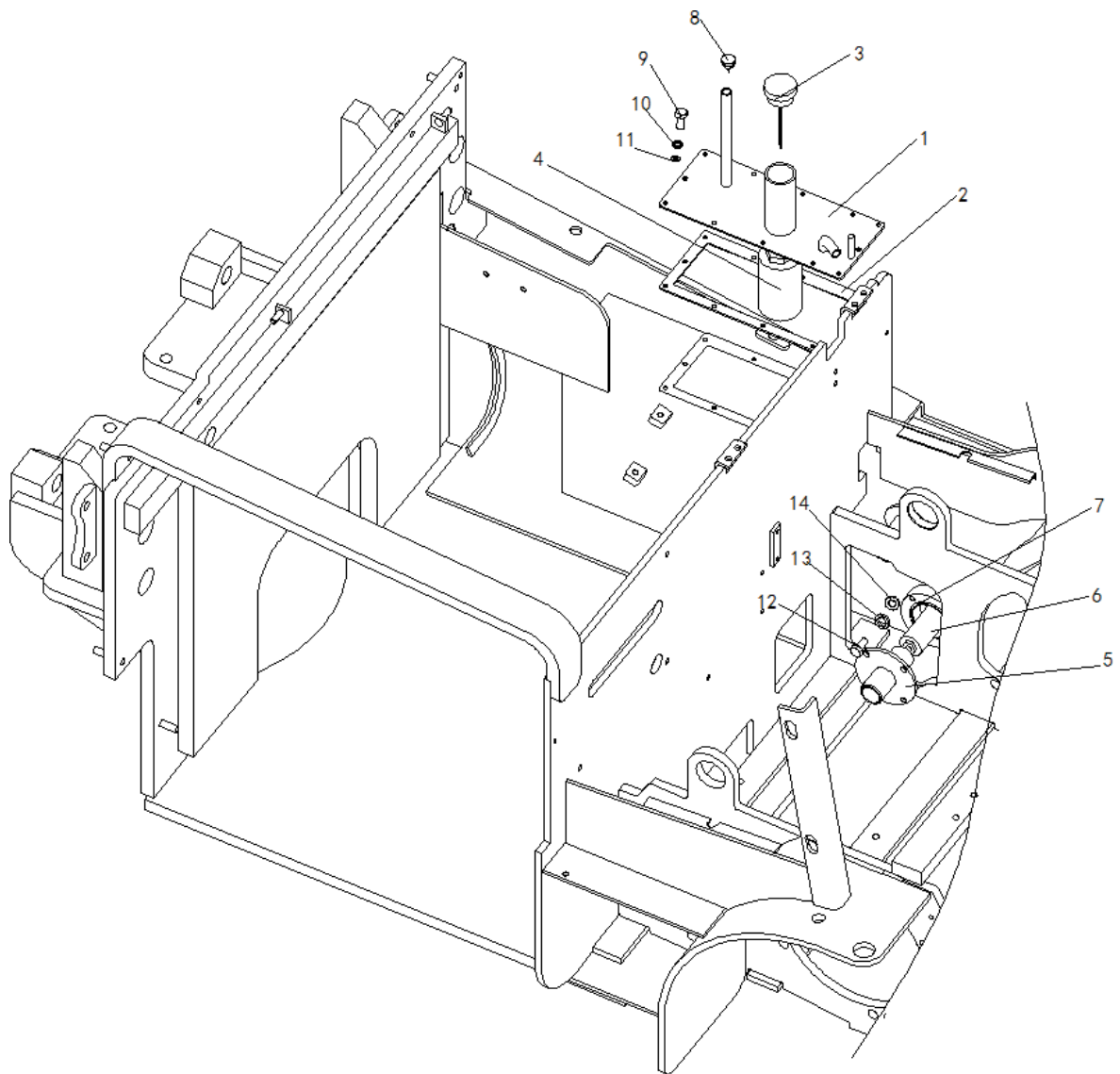
FIG.35 FITTING (ORBITROL)
图35 转向器接头



A:FTB15 B:FTB18 C:FTB20

序号 Item No.	图号 Part No.	Mark	名称 Description	数量 Req'd	备注 Remarks: Serial No.
1	B21E7-60401		ELBOW	接头总成 1	
2	F31A7-60321		ELBOW	接头总成 2	
3	C16A7-60031		ELBOW	接头总成 1	
4	S4134-20303		ELBOW	接头总成 1	

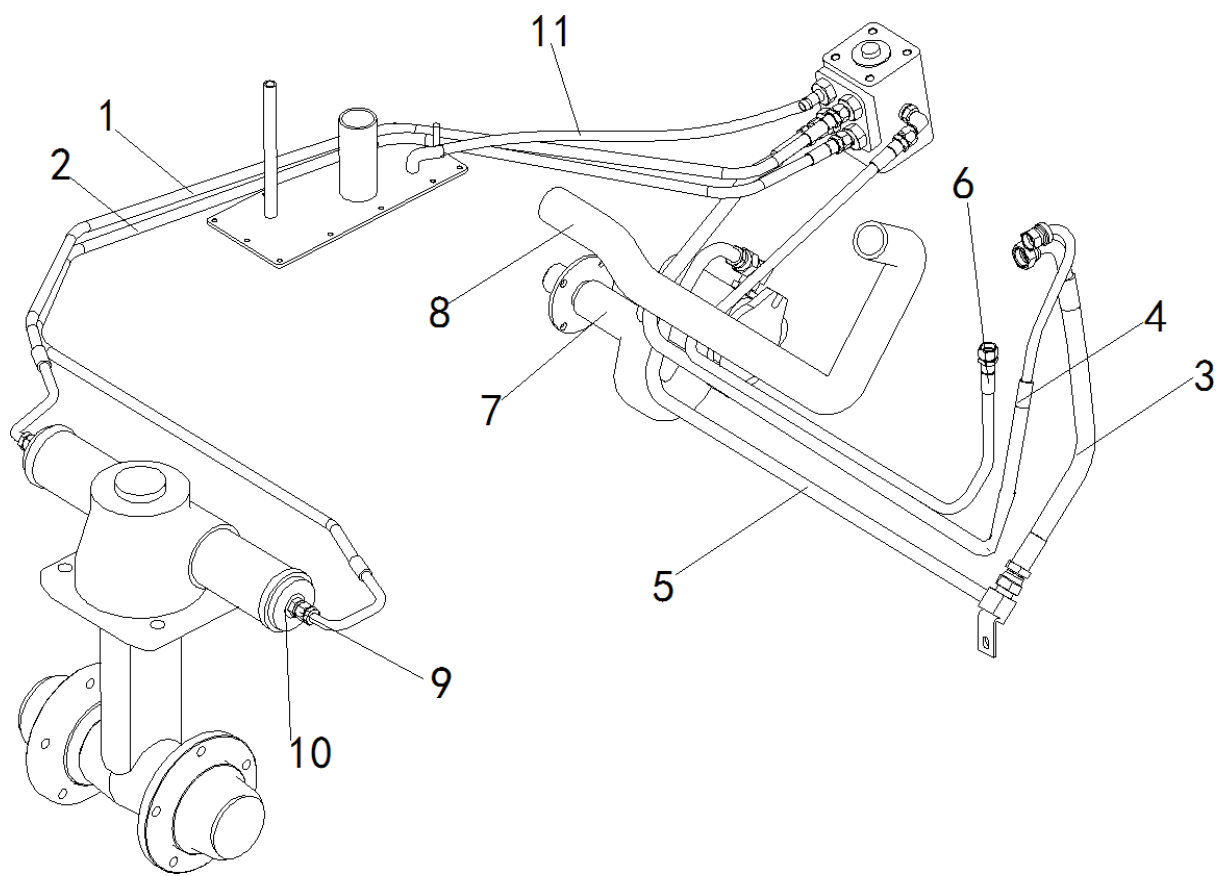
FIG.36 OIL TANK
图36 液压油盖



A:FTB15 B:FTB18 C:FTB20

序号 Item No.	图号 Part No.	Mark	名称 Description	数量 Req'd	备注 Remarks: Serial No.
1	C16A7-50101		PLATE TOP	1	油箱盖板总成
2	C16A7-52061		PACKING	1	纸垫
3	C16E7-50121		CAP OIL	1	油标尺
4	R16A7-52031		RETURN FILTER	1	回油滤芯
5	C16A7-50111		PLATE	1	吸油盖板
6	C16A7-52001		ASS'Y SUCTION FILTER	1	吸油滤芯
7	S3310-00600		O-RING	1	O型圈
8	F31A7-52201		CAP BREATHER	1	透气盖
9	S1106-06016		BOLT	12	螺栓 M6X16
10	S2010-00006		WASHER	12	弹垫 M6
11	S2000-00006		WASHER	12	平垫 M6
12	S1106-08016		BOLT	4	螺栓 M8X16
13	S1106-08016		WASHER	4	弹垫M8
14	S2000-00008		WASHER	4	平垫 M8

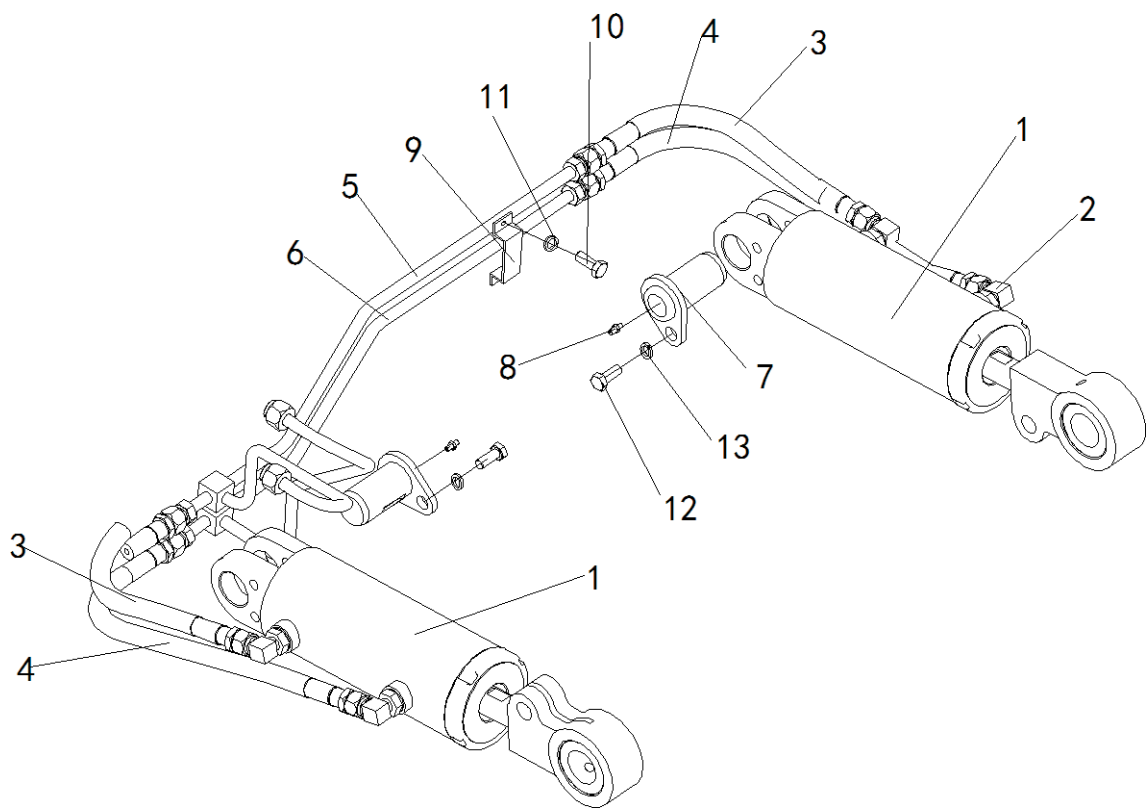
FIG.37 STEERING OIL PIPE
图37 转向油路



A:FTB15 B:FTB18 C:FTB20

序号 Item No.	图号 Part No.	Mark	名称 Description	数量 Req'd	备注 Remarks: Serial No.
1	C16A7-61121		HOSE 转向器左进油管	1	
2	C16A7-61131		HOSE 转向器右进油管	1	
3	C16A7-61101		HOSE 多路阀进油胶管	1	
4	C16A7-61141		HOSE 转向器进油胶管	1	
5	C16A7-61111		HOSE 多路阀进油钢管	1	
6	C16A7-61151		LS HOSE LS 进油管	1	
7	C16A7-62021		SUCTION HOSE 吸油管	1	
8	C16A7-62001		HOSE RETURN 回油管	1	
9	F31A7-60391		CONNECTOR 转向缸接头	2	
10	S5100-00014		WASHER 组合垫圈14	2	
11	NO PART NO.		HOSE 回油管	1	
+	S4911-00045		CLIP HOSE (45) 双钢丝卡箍(45)	4	

FIG.38 TILTING CYLINDER OIL PIPE
图38 倾斜油管

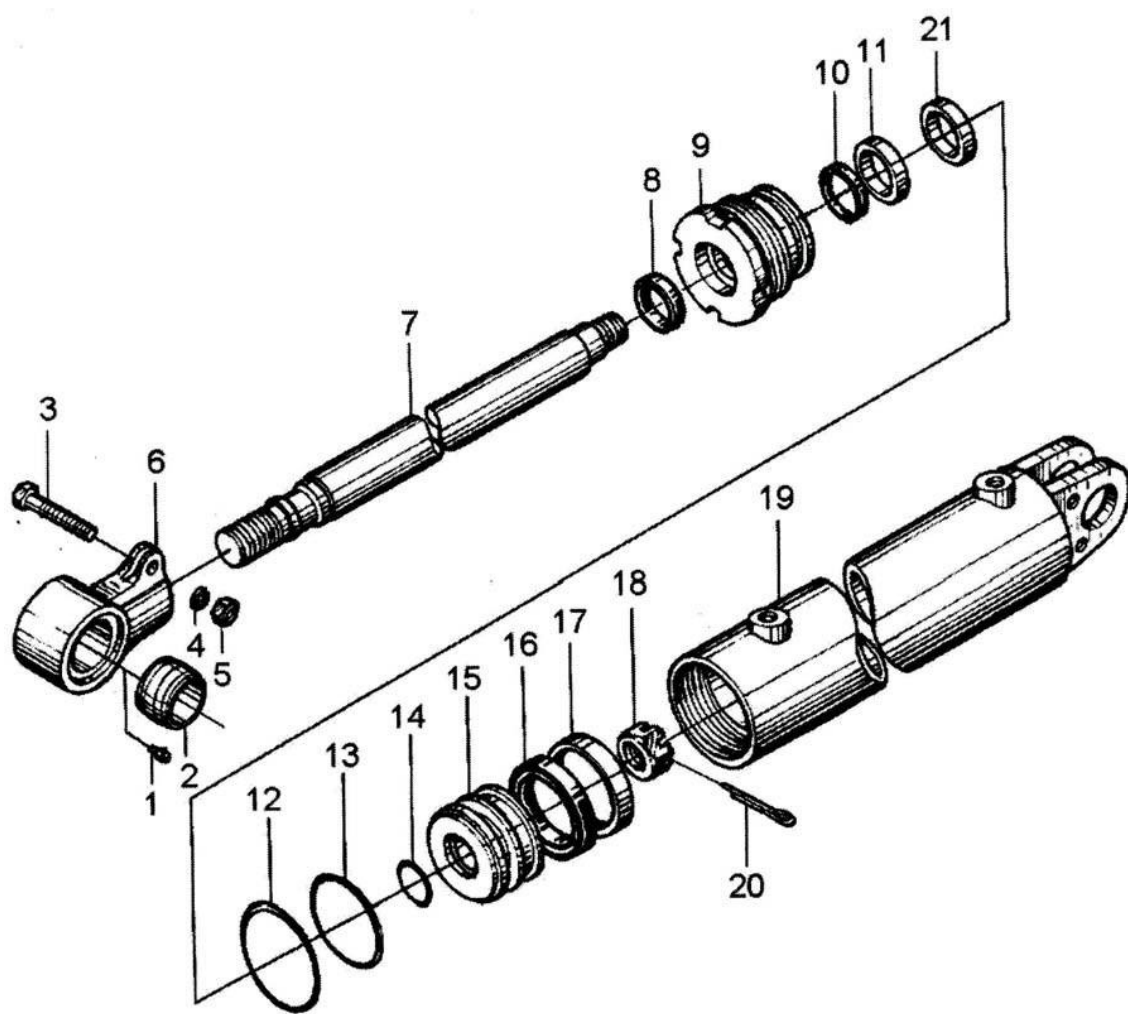


A:FTB15 B:FTB18 C:FTB20

序号 Item No.	图号 Part No.	Mark	名称 Description	数量 Req'd	备注 Remarks: Serial No.
1	C16A8-50001a		ASSY TILT 倾斜油缸	2	
2	B21E7-60401		ELBOW 接头	4	
3	C16A7-61161		HOSE 倾斜油管L310	2	
4	C16A7-61171		HOSE 倾斜油管L440	2	
5	C16A7-60041a		HOSE 倾斜钢管上	1	
6	C16A7-60051a		HOSE 倾斜钢管下	1	
7	C16A8-52201		PIN REAR 销轴	2	
8	B11E4-34111		NIPPLE GREASE 油杯1/4-28(铜)	2	
+	F31A8-53061		CAP NIPPLE 油嘴盖	2	
+	N15A8-54011		BUSHING 关节轴承	2	
9	C16A7-60173		FLANGE 压板	1	
10	S1106-06012		BOLT 螺栓M6X12	2	
11	S2000-00006		WASHER 弹垫 M6	2	
12	S1116-10020		BOLT 螺栓M10X20	2	
13	S2010-00010		WASHER 弹垫 M10	2	

FIG.39 TILTING CYLINDER

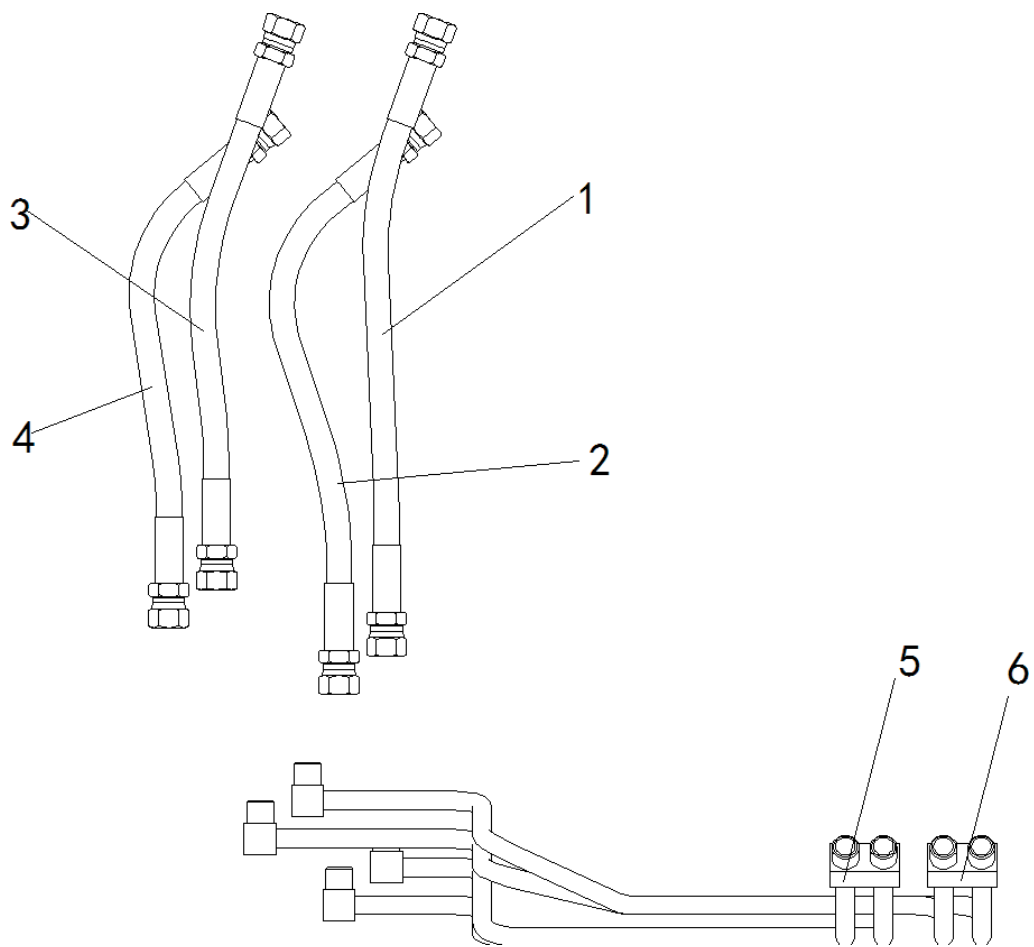
图39 倾斜油缸



A:FTB15 B:FTB18 C:FTB20

序号 Item No.	图号 Part No.	Mark	名称 Description	数量 Req'd	备注 Remarks: Serial No.
1	NO PART NO		OIL CUP	1	
2	NO PART NO		BEARING	1	
3	S1106-14050		BOLT	1	
4	S2010-00014		WASHER	1	
5	S1400-00014		NUT	1	
6	NO PART NO		RING	1	
7	NO PART NO		PISTON ROD	1	
8	NO PART NO		DUST PROOF	1	
9	NO PART NO		GUIDE BUSH	1	
10	NO PART NO		U-SEAL RING	1	
11	NO PART NO		SEAL-RING	1	
12	NO PART NO		O-RING	1	
13	NO PART NO		O-RING	1	
14	NO PART NO		O-RING	1	
15	NO PART NO		PISTON	1	
16	NO PART NO		SEAL RING	1	
17	NO PART NO		GUIDE RING	1	
18	NO PART NO		NUT	1	
19	NO PART NO		CYLINDER BODY	1	
20	NO PART NO		PIN	1	
21	NO PART NO		BUSH	1	

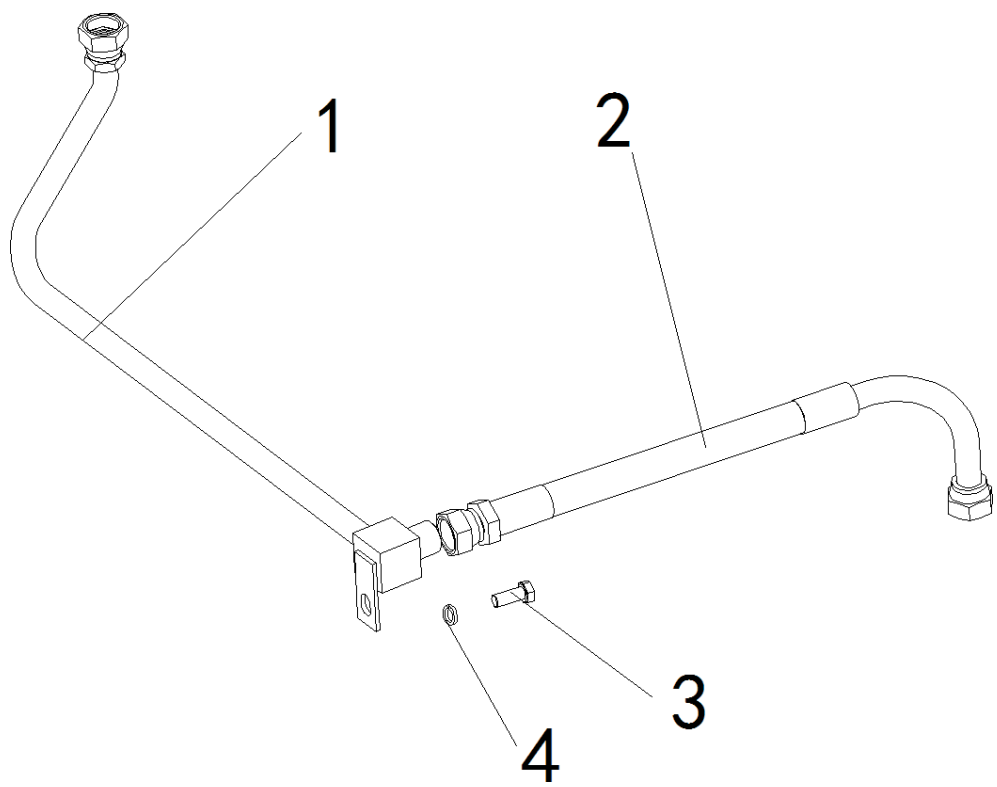
FIG.40 CONTROL OIL PIPE
图40 属具油管



A:FTB15 B:FTB18 C:FTB20

序号 Item No.	图号 Part No.	Mark	名称 Description	数量 Req'd	备注 Remarks: Serial No.
1	S4601-33042		HOSE 高压油管L=420 3AP上	1	
2	S4601-33042		HOSE 高压油管L=420 3AP下	1	
3	S4601-33038		HOSE 高压油管L=380 4AP上	1	
4	S4601-33038		HOSE 高压油管L=380 4AP下	1	
5	C16A8-80021		PIPE 3SV钢管总成	1	
6	C16A8-80071		PIPE 4SV钢管总成	1	
+	S1106-08015		BOLT 螺栓 M8 15	2	
+	S2010-00008		WASHER 弹垫M8	2	

FIG.41 MAST OIL
图41 门架进油管

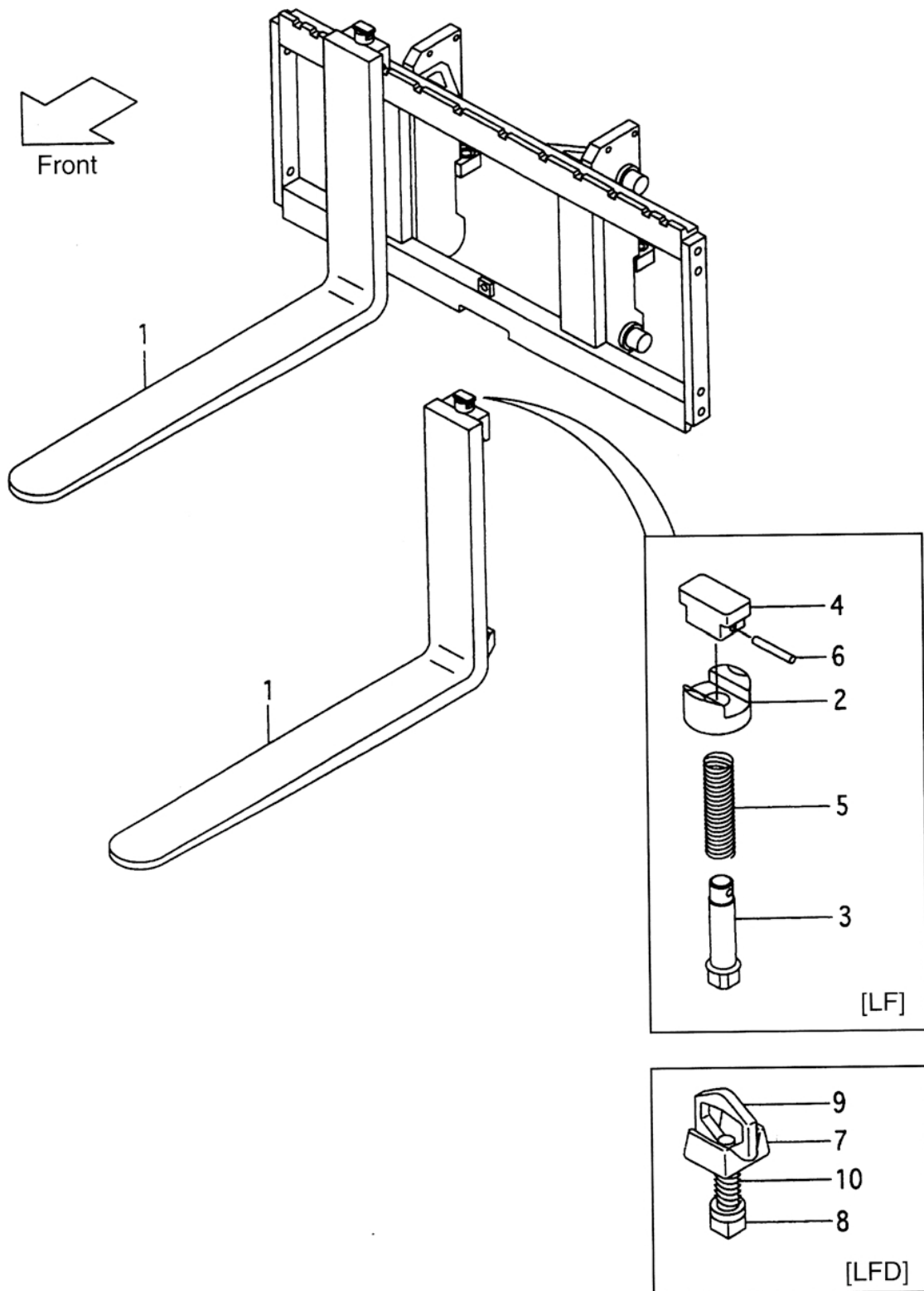


A:FTB15 B:FTB18 C:FTB20

序号 Item No.	图号 Part No.	Mark	名称 Description	数量 Req'd	备注 Remarks: Serial No.
1	C16A7-61181		PIPE 门架进油钢管	1	
2	C16A7-61191		HOSE 门架进油胶管	1	VM
+	C16A7-61291		HOSE 门架进油胶管	1	VFHM
3	S1106-08016		BOLT 螺栓M18 16	1	
4	S2010-00008		WASHER 弹垫M8	1	

FIG.42 FORK[VM16E]

图42 货叉(FTB15/18)

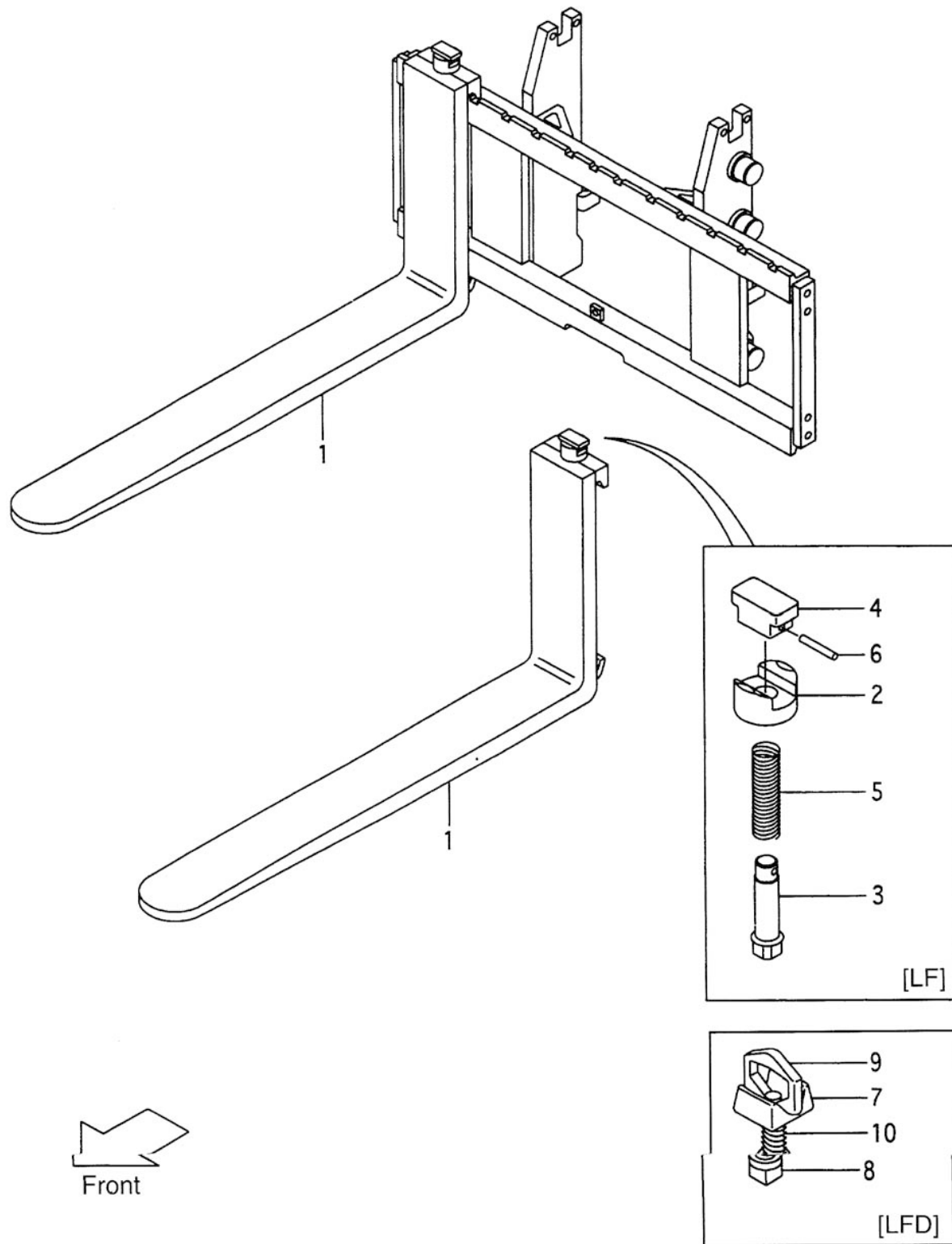


A:FTB15 B:FTB18

序号 Item No.	图号 Part No.	Mark	名称 Description	数量 Req'd	备注 Remarks: Serial No.
1	LF92-10F		FORK	货叉 2	[LF092]INC.2-6
+	LF107-10F		FORK	货叉 2	[LF107]INC.2-6
+	LF122-10F		FORK	货叉 2	[LF122]INC.2-6
+	LF137-10F		FORK	货叉 2	[LF137]INC.2-6
+	LF152-10F		FORK	货叉 2	[LF152]INC.2-6
2	NO PART NO.		HOLDER	支撑块 2	[LF]
3	NO PART NO.		PIN	销子 2	[LF]
4	NO PART NO.		KNOB	销头 2	[LF]
5	NO PART NO.		SPRING	弹簧 2	[LF]
6	NO PART NO.		PIN, SPRING	弹簧销 2	[LF]
A1	NO PART NO.		STOPPER-ASSY	限位块总成 2	INC.7-10
7	NO PART NO.		HEAD	限位块头 2	
8	NO PART NO.		STOPPER	限位块 2	
9	NO PART NO.		HANDLE	拉钩 2	
10	NO PART NO.		SPRING	弹簧 2	

FIG.43 FORK[VM21E]

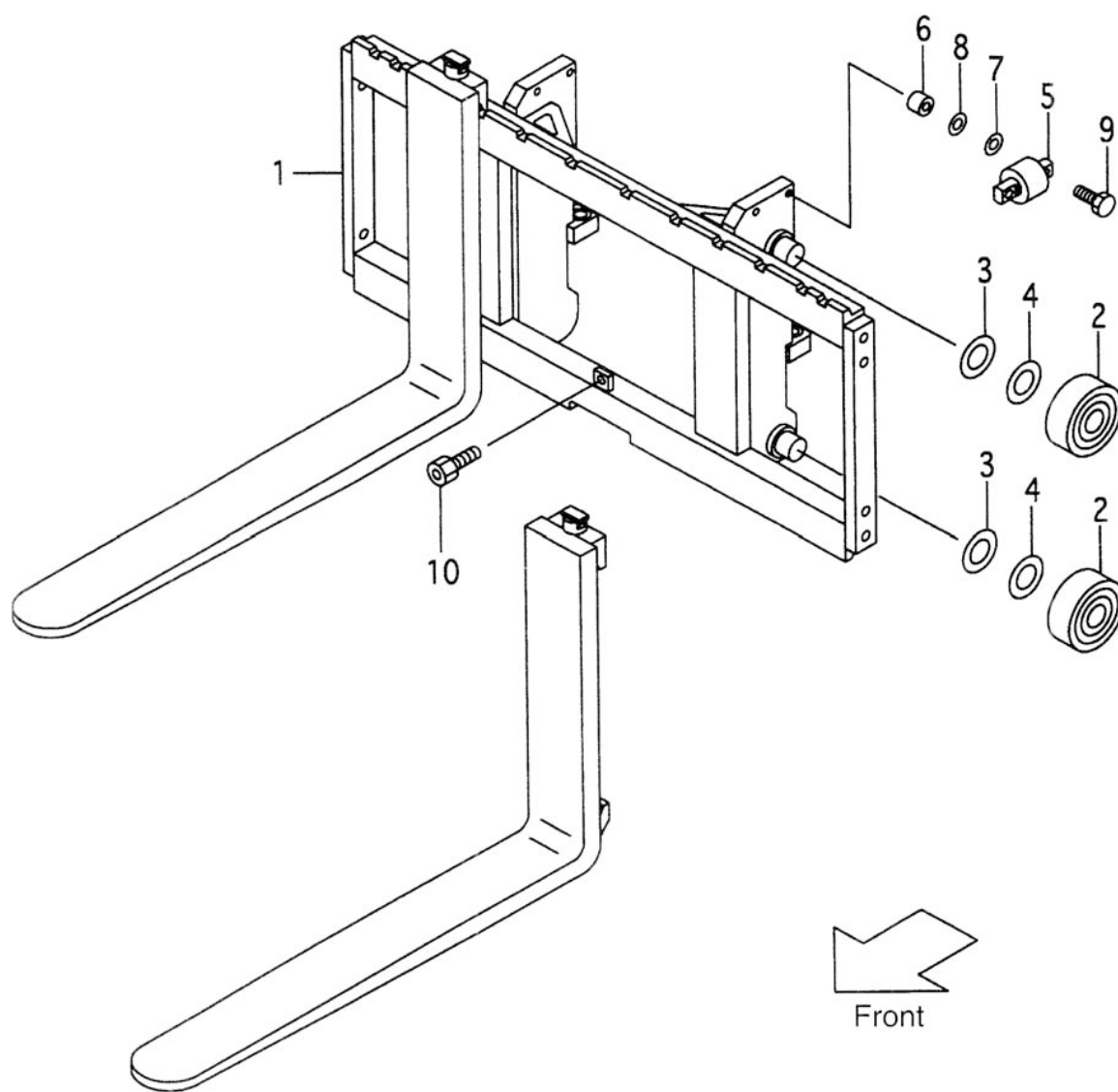
图43 货叉(FTB20)



序号 Item No.	图号 Part No.	Mark	名称 Description	数量 Req'd	备注 Remarks: Serial No.
1	LF92-14A		FORK	货叉 2	[LF092]INC.2-6
+	LF107-14A		FORK	货叉 2	[LF107]INC.2-6
+	LF122-14A		FORK	货叉 2	[LF122]INC.2-6
+	LF137-14A		FORK	货叉 2	[LF137]INC.2-6
+	LF152-14A		FORK	货叉 2	[LF152]INC.2-6
+	LF167-14A		FORK	货叉 2	[LF167]INC.2-6
+	LF182-14A		FORK	货叉 2	[LF182]INC.2-6
2	NO PART NO.		HOLDER	支撑块 2	[LF]
3	NO PART NO.		PIN	销子 2	[LF]
4	NO PART NO.		KNOB	销头 2	[LF]
5	NO PART NO.		SPRING	弹簧 2	[LF]
6	NO PART NO.		PIN, SPRING	弹簧销 2	[LF]
A1	NO PART NO.		STOPPER-ASSY FORK	限位块总成 SP	[LFD]INC.7-10
7	NO PART NO.		HEAD	限位块头 2	[LFD]
8	NO PART NO.		STOPPER	限位块 2	[LFD]
9	NO PART NO.		HANDLE	拉钩 2	[LFD]
10	NO PART NO.		SPRING	弹簧 2	[LFD]

FIG.44-1 FORK BRACKET [VM16E]

图44-1 货叉架(FTB15-18)

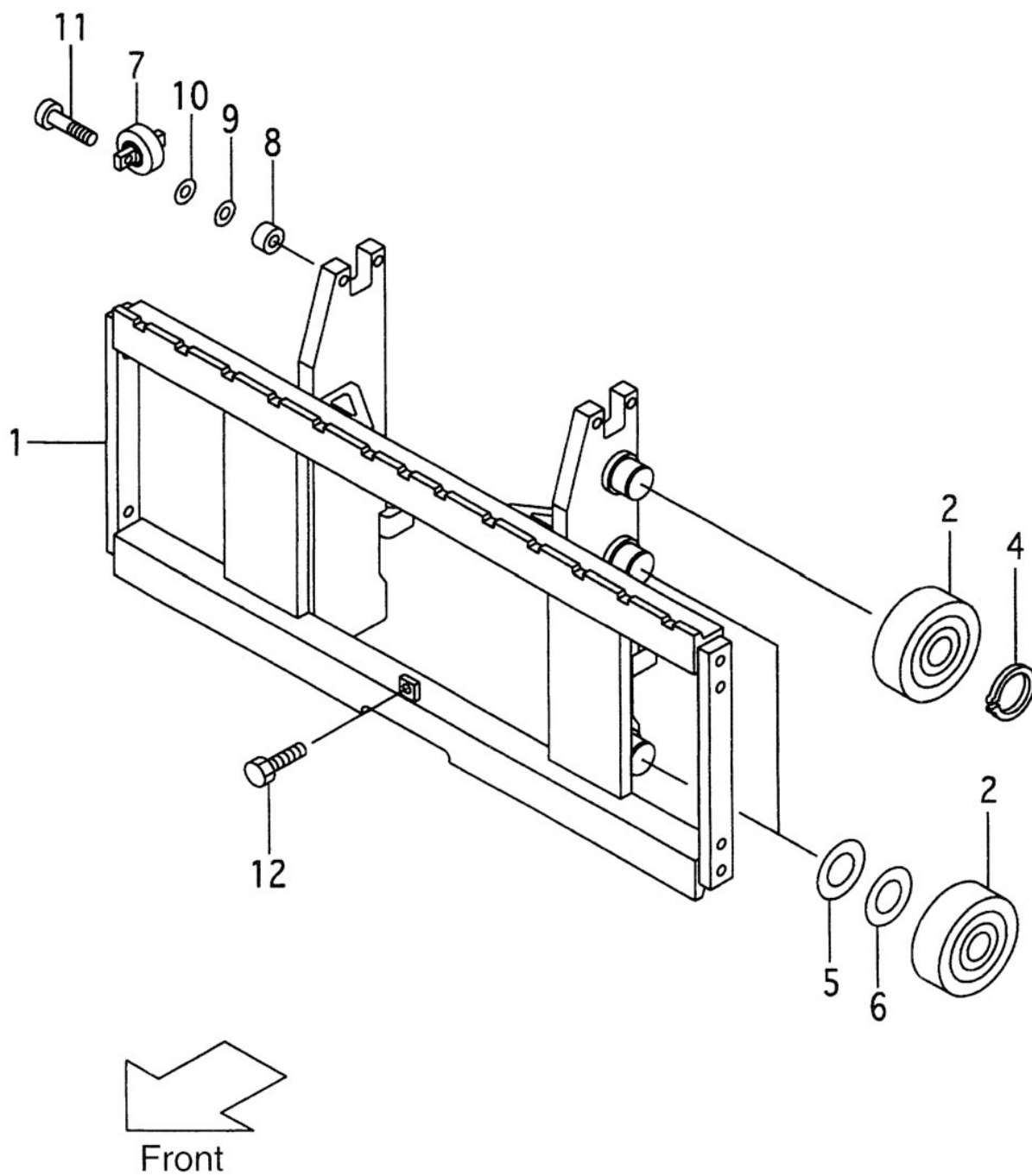


A:FTB15 B:FTB18

序号 Item No.	图号 Part No.	Mark	名称 Description	数量 Req'd	备注 Remarks: Serial No.
1	C16A8-20001		BRACKET, LIFT	货叉架	1
2	B11E8-23201		ROLLER, END, 102.0	主滚轮	4
3	B11E8-22261		SHIM,T-0.5	调整垫	4
4	B11E8-22271		SHIM,T-1.0	调整垫	8
5	B11E8-30301		ROLLER, SIDE	侧滚轮	2
6	B11E8-32841		SPACER	套筒	4
7	B11E8-30261		SHIM	调整垫	8
8	B11E8-30121		SHIM	调整垫	4
9	S1103-10050		BOLT & WASHER	组合螺栓	4
10	S1184-12025		BOLT & WASHER	组合螺栓	1

FIG.44-2 LIFT BRACKET [VM21E]

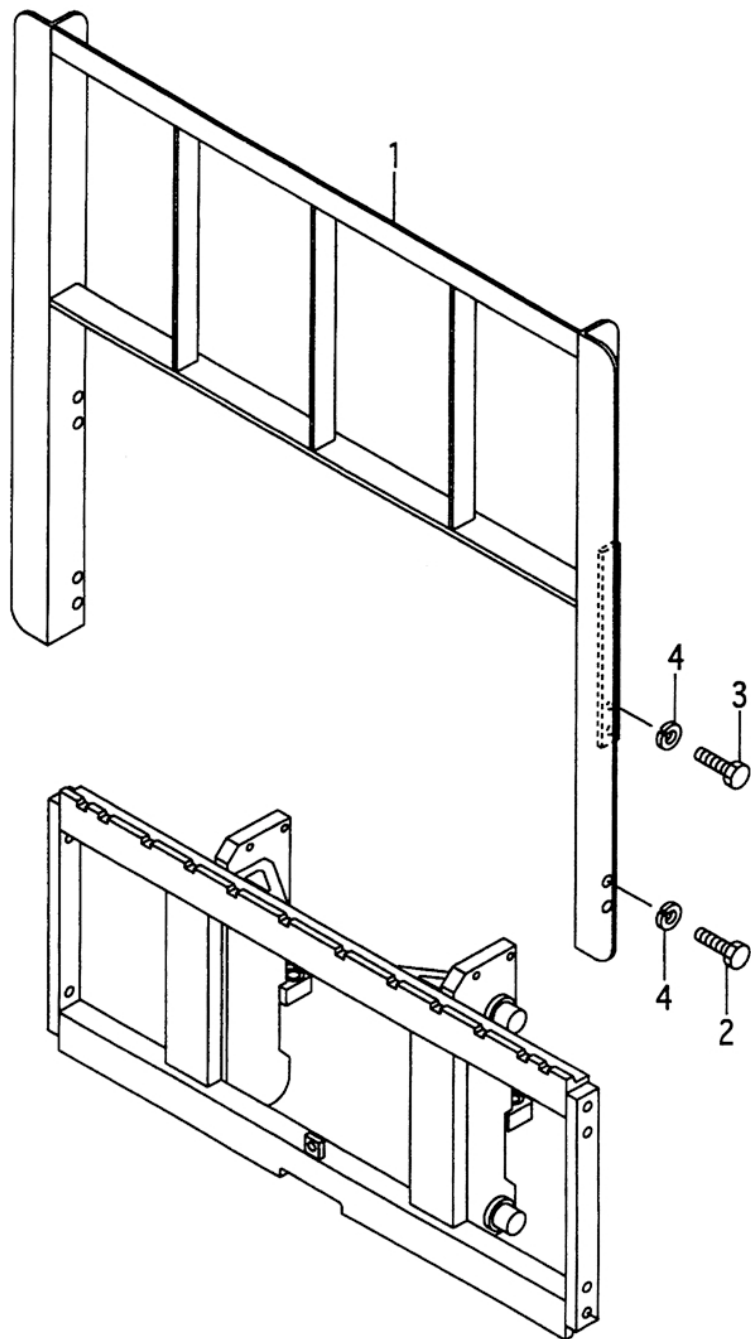
图44-2 货叉架(FTB20)



序号 Item No.	图号 Part No.	Mark	名称 Description	数量 Req'd	备注 Remarks: Serial No.
1	C21A8-20001		BRACKET, LIFT	货叉架	1
2	F31A8-42051		ROLLER, END	主滚轮	SP
4	S2100-00045		RING, SNAP	卡簧	2
5	F21A8-22021		SHIM, T-0.5	调整垫	5
6	F21A8-22031		SHIM, T-1.0	调整垫	5
7	F31A8-42061		ROLLER, SIDE	侧滚轮	SP
8	F21A8-22091		SPACER	套筒	2
9	F21A8-22081		SHIM, T-0.5	调整垫	4
10	F21A8-22061		SHIM, T-1.0	调整垫	5
11	S1184-12050		BOLT & WASHER	组合螺栓	5
+	S1184-12040		BOLT & WASHER	组合螺栓	4
12	S1106-12025		BOLT	螺栓M12 25	4

FIG.45-1 BACKREST [VM16E]

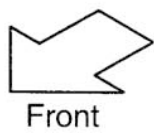
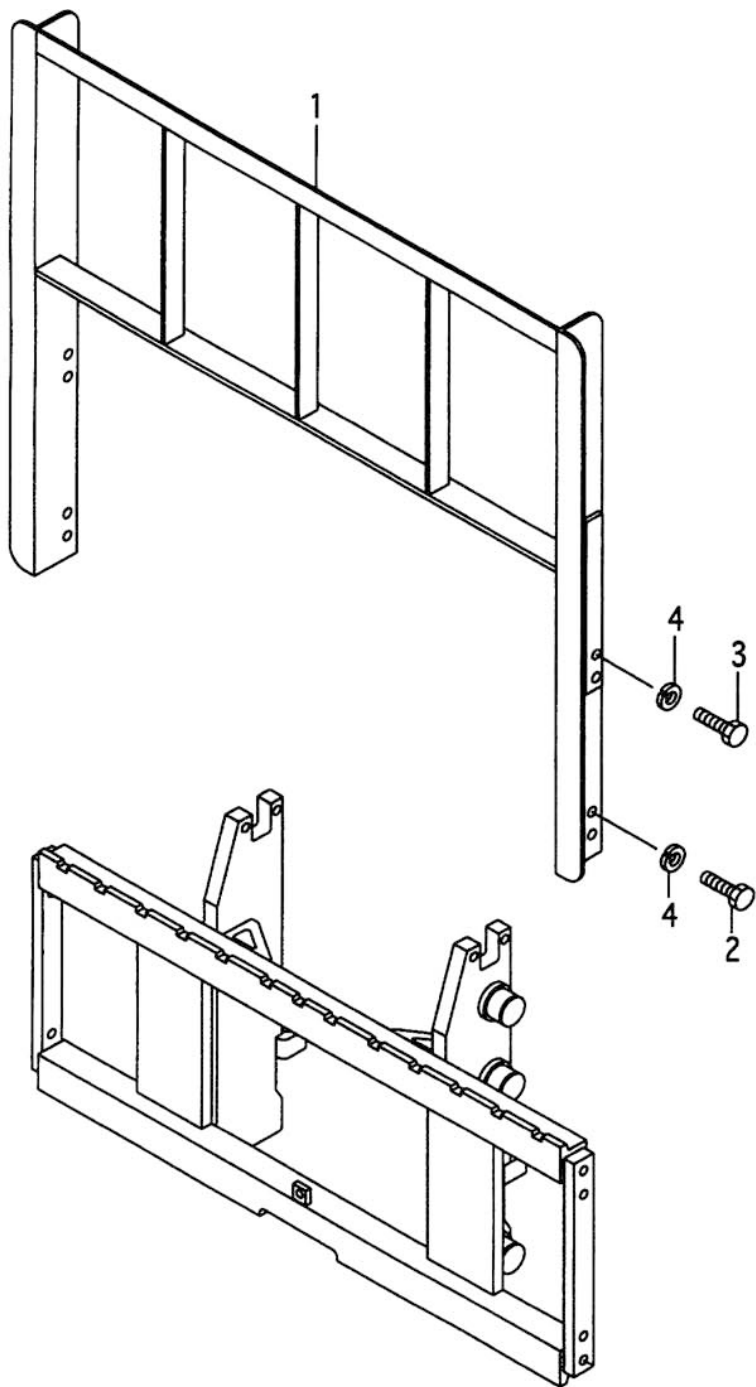
图45-1 挡货架(FTB15-18)



A:FTB15 B:FTB18

序号 Item No.	图号 Part No.	Mark	名称 Description	数量 Req'd	备注 Remarks: Serial No.
1	B11E8-22201		BACKREST 挡货架	1	
2	S1100-14025		BOLT 螺栓M14 25	4	
3	S1100-14030		BOLT 螺栓M14 30	4	
4	S2010-00014		WASHER 弹垫M14	8	

FIG.45-2 BACKREST [VM21E]
图45-2 挡货架(FTB20)

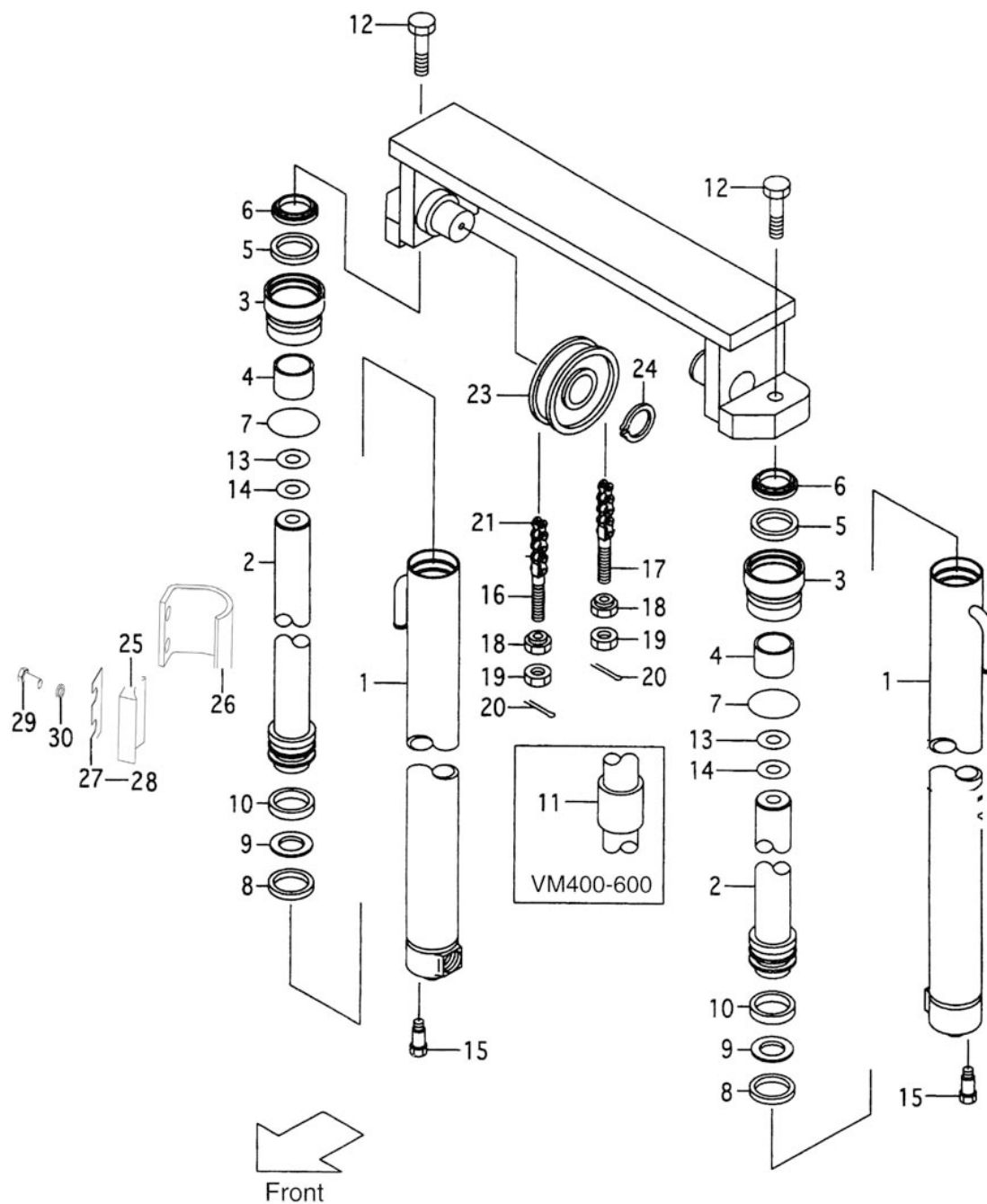


Front

序号 Item No.	图号 Part No.	Mark	名称 Description	数量 Req'd	备注 Remarks: Serial No.
1	F21A2-22201		BACKREST 挡货架	1	
2	S1106-14025		BOLT 螺栓M14 25	4	
3	S1106-14030		BOLT 螺栓M14 30	4	
4	S2010-00014		WASHER 弹垫M14	8	

FIG.46 LIFT CYLINDER [VM16E]

图46 起升油缸(FTB15-18)



A:FTB15 B:FTB18

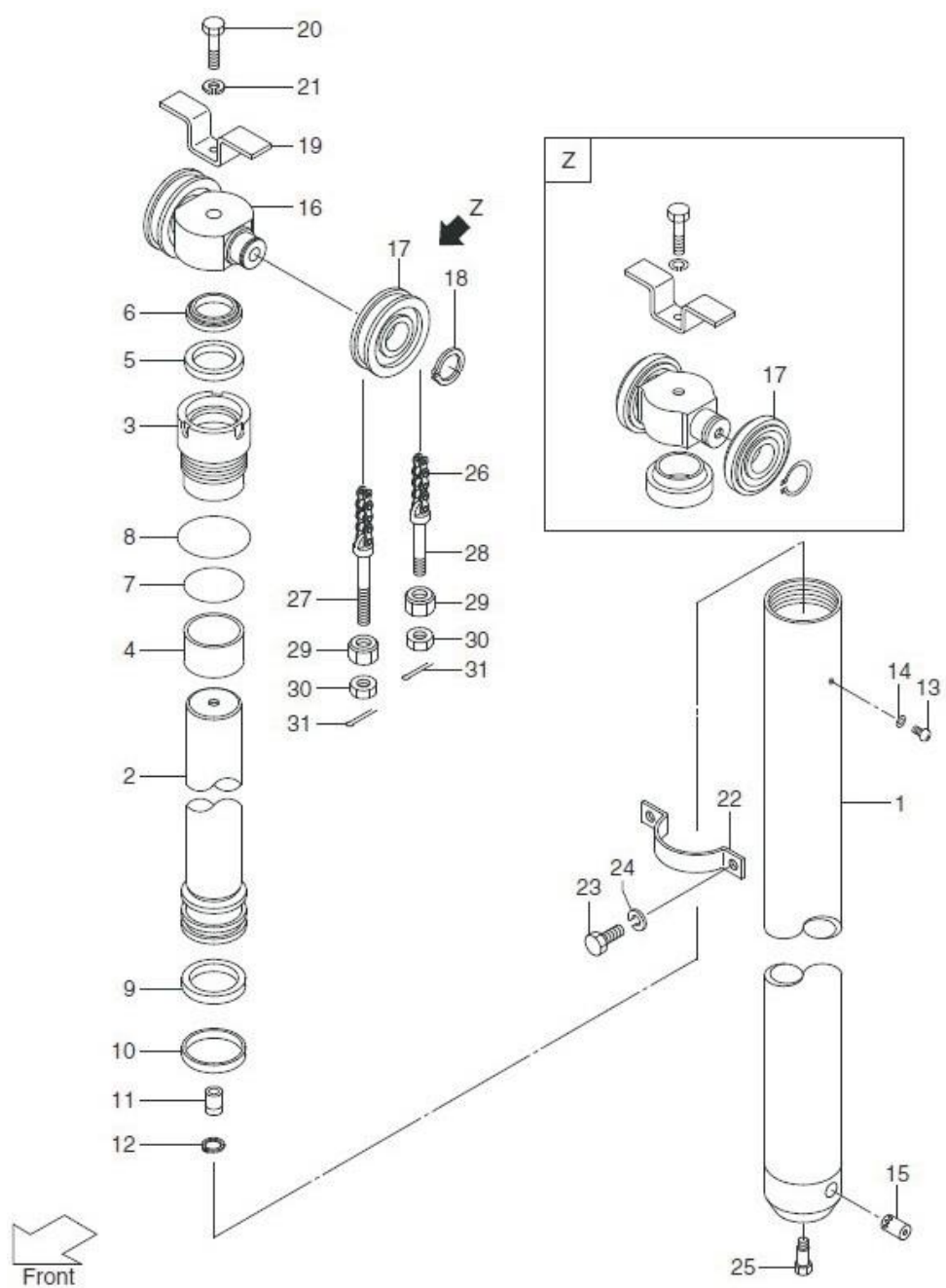
序号 Item No.	图号 Part No.	Mark	名称 Description	数量 Req'd	备注 Remarks: Serial No.
A	B11E8-40001		LIFT CYLINDER ASSY (STD)H=VM300(INC.1-12)	2	See OP.Parts
1	NO PART NO.		TUBE(STD)H=VM300	2	See OP.Parts
2	NO PART NO.		PISTON ROD(STD)H=VM300	2	See OP.Parts
3	NO PART NO.		CAP	2	
4	NO PART NO.		BUSHING	2	
5	NO PART NO.		PACKING	2	
6	NO PART NO.		SEAL	2	
7	NO PART NO.		O-RING	2	
8	NO PART NO.		PACKING	2	
9	NO PART NO.		RING	2	
10	NO PART NO.		WEARING	2	
11	NO PART NO.		SPACER	1	VM400-500=1
+	NO PART NO.		SPACER	1	VM500,600=2
12	S1106-14045		BOLT	2	
13	NO PART NO.		SHIM T=0.2	AR	
14	NO PART NO.		SHIM T=0.5	AR	
15	B11E8-47151		BOT	2	
16	NO PART NO.		PIN	2	
17	NO PART NO.		PIN	2	
18	B11E8-41181		NUT	4	
19	S1400-00014		NUT	4	
20	S2200-03030		PIN, cotter	4	
21	S0534-40131		LEAF CHAIN(STD) H=VM300	2	See OP.Parts
23	B11E8-42031		SEAVE	SP	
24	S2100-00035		SNAP RING	2	
25	C16A8-40021		SUPPORT	2	
26	C16A8-40011		PLATE	2	
27	C16A8-40031		WASHER 1.0	3	
28	C16A8-40041		WASHER 0.5	4	
29	S1106-10025		BOLT	4	
30	S2010-00010		WASHER	4	

<OPITONAL PARTS>

ITEM NO.	A	10	11	21
LIFT HEIGHT	TUBE	TUBE	PISTON ROD	LEAF CHAIN
Vm270	B11E8-40042	B11E8-40241	B11E8-4044	S0534-46051
VM300	(STD)	(STD)	(STD)	(STD)
Vm330	B11E8-40072	B11E8-40271	B11E8-40471	S0534-46231
VM350	B11E8-40082	B11E8-40281	B11E8-4041	S0534-46291
VM400	B11E8-40122	B11E8-40321	B11E8-40521	S0534-46491
Vm450	B11E8-40142	B11E8-40341	B11E8-40541	S0534-46651
VM500	B11E8-40162	B11E8-40361	B11E8-40561	S0534-46811
VM550	B11E8-40172	B11E8-40371	B11E8-40571	S0534-46991
VM600	B11E8-40182	B11E8-40381	B11E8-40581	S0534-47151

FIG.47-1 LIFT CYLINDER FRONT [VFHM16E]

图47-1 前起升油缸(FTB15-18)



A:FTB15 B:FTB18

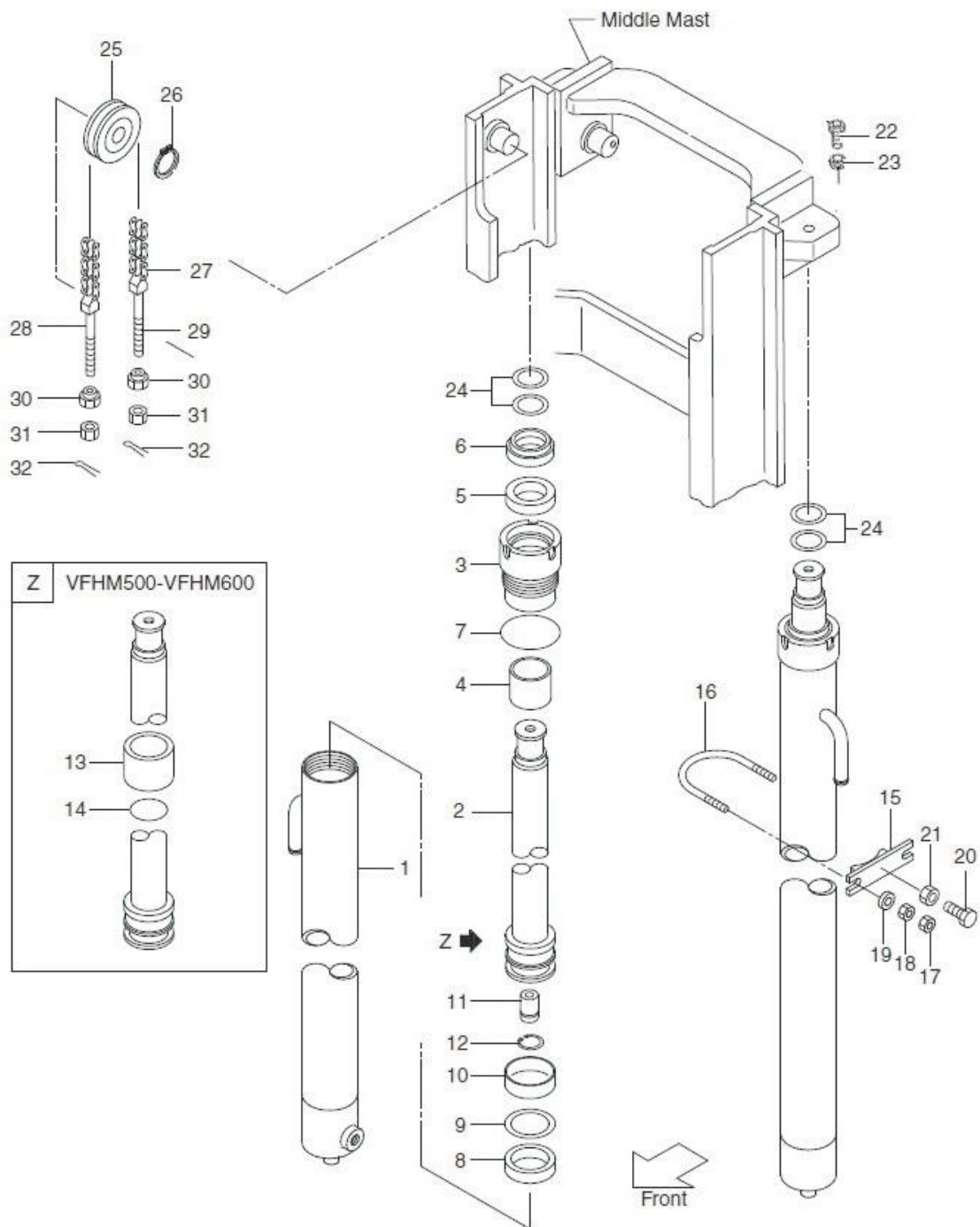
序号 Item No.	图号 Part No.	Mark	名称 Description	数量 Req'd	备注 Remarks: Serial No.
A	B11E0-80251a		LIFT CYLINDER ASSY (STD)H=VFHM435(INC.1-12)	1	See OP.Parts
1	NO PART NO.		TUBE(STD)H=VFMM435	1	
2	NO PART NO.		PISTON ROD(STD)H=VFHM435	1	
3	NO PART NO.		CAP	1	
4	NO PART NO.		BUSHING	1	
5	NO PART NO.		PACKING	1	
6	NO PART NO.		SEAL	1	
7	NO PART NO.		O-RING	1	
8	NO PART NO.		O-RING	1	
9	NO PART NO.		PACKING	1	
10	NO PART NO.		WEARING	1	
11	NO PART NO.		VALVE CHECK	1	
12	NO PART NO.		RING SNAP	1	
13	NO PART NO.		PLUG	1	
14	NO PART NO.		GASKET	1	
15	NO PART NO.		VALVE	1	
16	B11E0-83001		HEAD PISTON	1	
17	B11E8-42031		SHEAVE	2	
18	S2100-00035		RING SNAP	2	
19	B11E0-83021		STOPPER	1	
20	S1100-16060		BOLT	1	
21	S2010-00016		WASHER	1	
22	B11E0-82101		SUPPORT	1	
23	S1103-10020		BOLT	2	
24	S2010-00010		WASHER	2	
25	F31A0-82831		BOLT	1	
26	S1534-45971		CHAIN LEAF	2	See OP.Parts
27	NO PART NO		PIN ANCHOR	2	
28	NO PART NO		PIN ANCHOR	2	
29	F31A8-44581		NUT	2	
30	S1400-00018		NUT	2	
31	S2200-16010		PIN CLEVIS	4	

<OPITONAL PARTS>

ITEM NO.	A	26
LIFT HEIGHT	TUBE	LEAF CHAIN
VFHM360	B11E0-80251a	S1534-45811
VFHM400	B11E0-50151a	S1534-45891
VFHM435	(STD)	(STD)
VFHM450	B11E0-80241a	S1534-46031
VFHM480	B11E0-80211a	S1534-46071
VFHM500	B11E0-50221a	S1534-46131
VFHM540	B11E0-80231a	S1534-46211
VFHM550	B11E0-80161a	S1534-46231
VFHM600	B11E0-80171a	S1534-46351
VFHM650	B11E0-80181a	S1534-46491

FIG.47-2 LIFT CYLINDER REAR [VFHM16E]

图47-2 后起升油缸(FTB15-18)



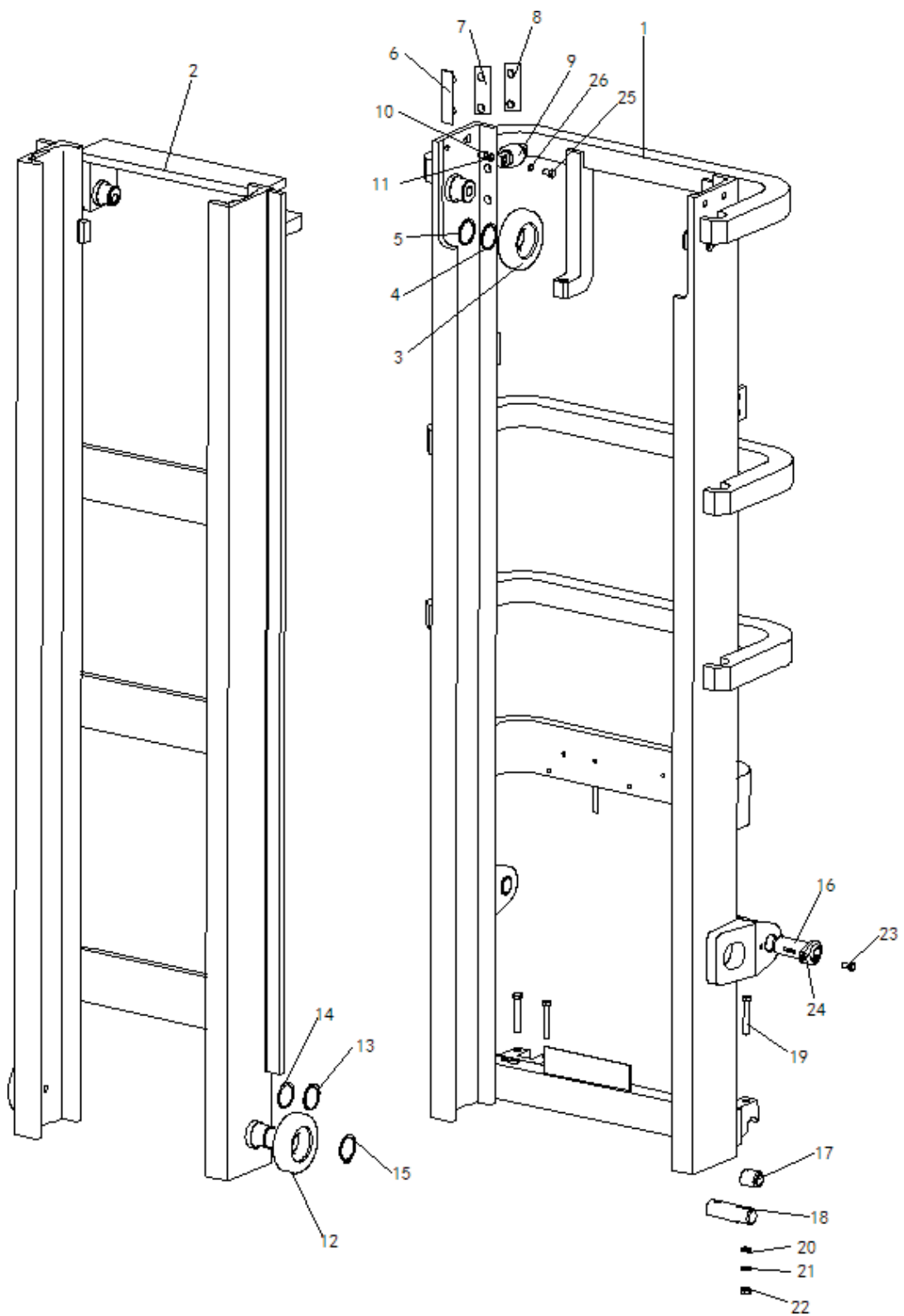
A:FTB15 B:FTB18

序号 Item No.	图号 Part No.	Mark	名称 Description	数量 Req'd	备注 Remarks: Serial No.
A1	B11E0-81901		LIFT CYLINDER L.H ASSY (STD)H=VFHM435(INC.1-12)	1	后起升缸总成 See OP.Parts
A2	B11E0-81701		LIFT CYLINDER R.H ASSY (STD)H=VFHM435(INC.1-12)	1	后起升缸总成 See OP.Parts
1	NO PART NO.		TUBE(STD)H=VFMM435	2	缸筒
2	NO PART NO.		PISTON ROD(STD)H=VFHM435	2	活塞杆
3	NO PART NO.		CAP	2	缸头
4	NO PART NO.		BUSHING	2	轴套
5	NO PART NO.		PACKING	2	防尘圈
6	NO PART NO.		SEAL	2	油封
7	NO PART NO.		O-RING	2	O型圈
8	NO PART NO.		PACKING	2	防尘圈
9	NO PART NO.		RING	2	支撑环
10	NO PART NO.		WEARING	2	佩环
11	NO PART NO.		RING CUSHION	2	环垫
12	NO PART NO.		RING SNAP	2	环折断
13	NO PART NO.		SPACER	2	调整垫VFM500,550
14	NO PART NO.		O-RING	2	O型圈
15	F31A8-42181		SUPPORT	2	支撑块
16	B11E8-43161		BOLT	2	U形螺栓
17	S1402-10010		NUT	4	螺母M10
18	S2010-00010		WASHER	4	弹垫
19	S2000-00010		WASHER	4	平垫
20	B21E8-42231		BOLT	2	螺栓
21	S1402-10010		NUT	2	螺母M10
22	S1106-14040		BOLT	2	螺栓 M14 40
23	S2010-00014		WASHER	2	弹垫
24	F21A8-22011		SHIM	5	调整垫
+	F21A8-22071		SHIM	5	调整垫
25	F31A8-43501		SEAVE	2	链轮
26	S2100-00040		SNAP RING	2	挡圈
27	S0534-46111		LEAF CHAIN VFHM435	2	链条 See OP.Parts
28	NO PART NO		PIN ANCHOR	2	端接头长
29	NO PART NO		PIN ANCHOR	2	端接头短
30	F31A8-44581		NUT	4	螺母
31	S1400-00018		NUT	4	螺母M18
32	S2200-16010		PIN CLEVIS	4	开口销

<OPITONAL PARTS>

ITEM NO.	A1	A2	27
LIFT HEIGHT	TUBE	TUBE	LEAF CHAIN
VFHM360	B11E0-81911	B11E0-81711	S0534-45971
VFHM400	B11E0-81921	B11E0-81721	S0534-46031
VFHM435	(STD)	(STD)	(STD)
VFHM450	B11E0-82901	B11E0-82701	S0534-46151
VFHM480	B11E0-81931	B11E0-81731	S0534-46211
VFHM500	B11E0-81941	B11E0-81741	S0534-46271
VFHM540	B11E0-81951	B11E0-81751	S0534-46351
VFHM550	B11E0-81961	B11E0-81761	S0534-46371
VFHM600	B11E0-81971	B11E0-81771	S0534-46491
VFHM650	B11E0-81981	B11E0-81781	S0534-46631

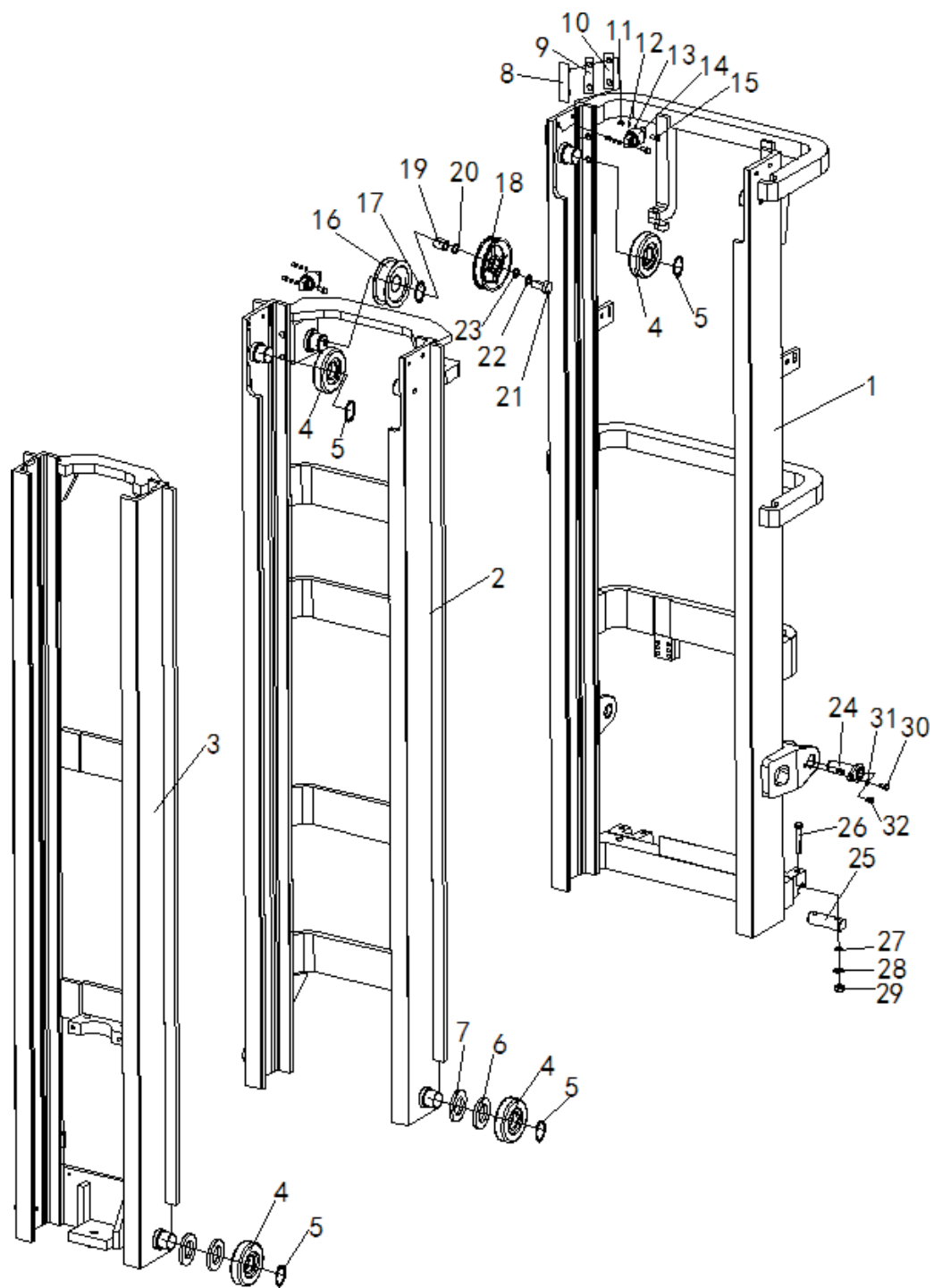
FIG.48 MAST [VM16E]
图48 标准门架(FTB15/18-VM)



A:FTB15 B:FTB18

序号 Item No.	图号 Part No.	Mark	名称 Description	数量 Req'd	备注 Remarks: Serial No.
1	C16A8-30241		MAST, OUTER VM270	1	外门架VM270
+	C16A8-30201		MAST, OUTER VM300	1	外门架VM300
+	C16A8-30271		MAST, OUTER VM330	1	外门架VM330
+	C16A8-30281		MAST, OUTER VM350	1	外门架VM350
+	C16A8-30321		MAST, OUTER VM400	1	外门架VM400
+	C16A8-30341		MAST, OUTER VM450	1	外门架VM450
+	C16A8-30361		MAST, OUTER VM500	1	外门架VM500
+	C16A8-30371		MAST, OUTER VM550	1	外门架VM550
+	C16A8-30381		MAST, OUTER VM600	1	外门架VM600
2	C16A8-30441		MAST, INNER VM270	1	内门架VM270
+	C16A8-30401		MAST, INNER VM300	1	内门架VM300
+	C16A8-30471		MAST, INNER VM330	1	内门架VM330
+	C16A8-30481		MAST, INNER VM350	1	内门架VM350
+	C16A8-30521		MAST, INNER VM400	1	内门架VM400
+	C16A8-30541		MAST, INNER VM450	1	内门架VM450
+	C16A8-30561		MAST, INNER VM500	1	内门架VM500
+	C16A8-30571		MAST, INNER VM550	1	内门架VM550
+	C16A8-30581		MAST, INNER VM600	1	内门架VM600
3	B11E8-23201		ROLLER, END, 102.0	2	主滚轮
4	B11E8-22261		SHIM, T-0.5	4	调整垫
5	B11E8-22271		SHIM, T-1.0	8	调整垫
6	F21A8-22101		SLIPPER	2	滑块
7	F21A8-22041		SHIM, T-0.5	8	调整垫
8	F21A8-22051		SHIM, T-1.0	4	调整垫
9	B11E8-30301		ROLLER SIDE	2	侧滚轮
10	B11E8-32841		SPACER	4	垫块
11	B11E8-30121		SHIM	8	垫片
12	B11E8-23201		ROLLER, END 102	2	主滚轮
13	B11E8-22261		SHIM T-0.5	4	调整垫
14	B11E8-22271		SHIM T-1.0	8	调整垫
15	S2100-00040		RING SNAP	2	卡簧
16	C16A8-52211		PIN SHAFT	2	销轴
17	C16A6-41241		BEARING	2	铜套
18	C16A8-40071		PIN SHAFT	2	销轴
19	S1106-14065		BOLT	4	螺栓 M12X65
20	S2000-00012		WASHER	4	平垫M12
21	S2010-00012		WASHER	4	弹垫M12
22	S1400-10012		NUT	4	螺母M12
23	S1106-10025		BOLT	2	螺栓 M10X25
24	S2010-00010		WASHER	2	弹垫 M10

FIG.49 MAST [VFHM16E]
图49 门架(FTB15/18-VFHM)



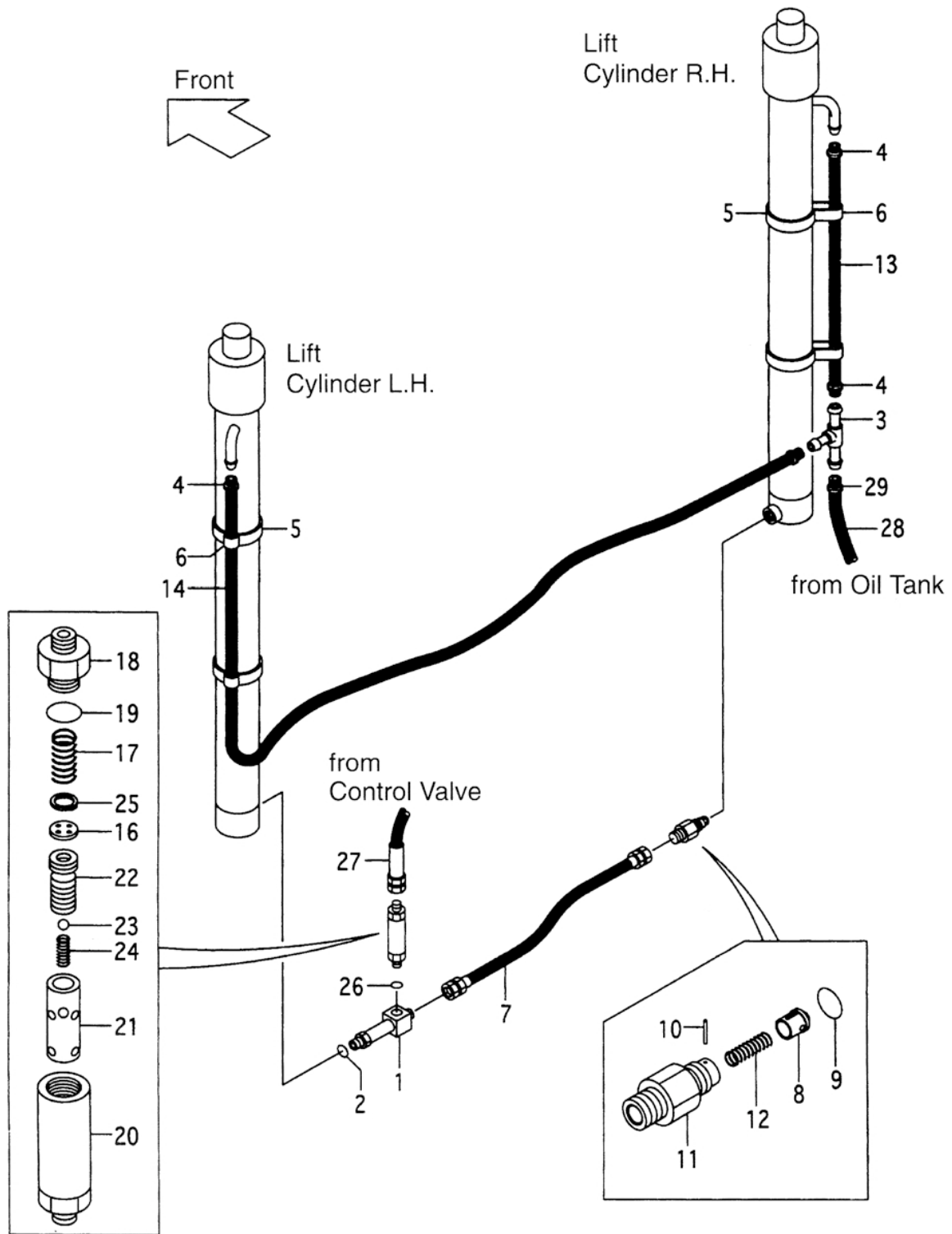
A:FTB15 B:FTB18

序号 Item No.	图号 Part No.	Mark	名称 Description	数量 Req'd	备注 Remarks: Serial No.
1	C16A0-70111		MAST, OUTER VFHM360	1	外门架VFHM360
+	C16A0-70121		MAST, OUTER VFHM400	1	外门架VFHM400
+	C16A0-70101		MAST, OUTER VFHM435	1	外门架VFHM435
+	C16A0-70131		MAST, OUTER VFHM450	1	外门架VFHM450
+	C16A0-70141		MAST, OUTER VFHM480	1	外门架VFHM480
+	C16A0-70151		MAST, OUTER VFHM500	1	外门架VFHM500
+	C16A0-70161		MAST, OUTER VFHM540	1	外门架VFHM540
+	C16A0-70171		MAST, OUTER VFHM550	1	外门架VFHM550
+	C16A0-70181		MAST, OUTER VFHM600	1	外门架VFHM600
+	C16A0-70191		MAST, OUTER VFHM650	1	外门架VFHM650
2	C16A0-70312		MAST, MIDDLE VFHM360	1	中门架VFHM360
+	C16A0-70322		MAST, MIDDLE VFHM400	1	中门架VFHM400
+	C16A0-70332		MAST, MIDDLE VFHM435	1	中门架VFHM435
+	C16A0-70342		MAST, MIDDLE VFHM450	1	中门架VFHM450
+	C16A0-70352		MAST, MIDDLE VFHM480	1	中门架VFHM480
+	C16A0-70362		MAST, MIDDLE VFHM500	1	中门架VFHM500
+	C16A0-70372		MAST, MIDDLE VFHM540	1	中门架VFHM540
+	C16A0-70382		MAST, MIDDLE VFHM550	1	中门架VFHM550
+	C16A0-70392		MAST, MIDDLE VFHM600	1	中门架VFHM600
+	C16A0-70402		MAST, MIDDLE VFHM650	1	中门架VFHM650
3	C16A0-70511		MAST, INNER VFHM360	1	内门架VFHM360
+	C16A0-70521		MAST, INNER VFHM400	1	内门架VFHM400
+	C16A0-70531		MAST, INNER VFHM435	1	内门架VFHM435
+	C16A0-70541		MAST, INNER VFHM450	1	内门架VFHM450
+	C16A0-70551		MAST, INNER VFHM480	1	内门架VFHM480
+	C16A0-70561		MAST, INNER VFHM500	1	内门架VFHM500
+	C16A0-70571		MAST, INNER VFHM540	1	内门架VFHM540
+	C16A0-70581		MAST, INNER VFHM550	1	内门架VFHM550
+	C16A0-70591		MAST, INNER VFHM600	1	内门架VFHM600
+	C16A0-70601		MAST, INNER VFHM650	1	内门架VFHM650
4	B11E8-23201		ROLLER, END, 102.0	8	主滚轮
5	S2100-00040		SNAP RING	8	卡簧
6	B11E8-22261		SHIM, T-0.5	20	调整垫
7	B11E8-22271		SHIM, T-1.0	20	调整垫
8	F21A8-22101		SLIPPER	4	滑块
9	F21A8-22041		SHIM, T-0.5	16	调整垫
10	F21A8-22051		SHIM, T-1.0	8	调整垫
11	B11E8-32841		SPACER	8	垫块
12	B11E8-22261		SHIM	4	垫片0.5
13	B11E8-22271		SHIM	16	垫片1.0
14	B11E8-30301		ROLLER SIDE	4	侧滚轮
15	S1106-12050		BOLT	8	螺栓 M12X50
16	F31A8-43501		SHEAVE	2	链轮
17	S2100-00040		SNAP RING	2	卡簧
18	P3130-15301		PULLY	1	滑轮
19	P2170-12651		NYLON MATTERSS	1	套管
20	P3200-72221		WASHER	1	尼龙垫
21	S1106-16065		BOLT	1	螺栓 M16X65
22	S2010-00016		WASHER	1	弹垫M16

A:FTB15 B:FTB18

序号 Item No.	图号 Part No.	Mark	名称 Description	数量 Req'd	备注 Remarks: Serial No.
23	S2000-00016		WASHER	平垫M16	1
24	C16A8-52211		PIN SHAFT	销轴	2
25	C16A8-40071		PIN SHAFT	销轴	2
+	C16A6-41241		BEARING	铜套	2
26	S1106-14065		BOLT	螺栓 M12X65	4
27	S2000-00012		WASHER	平垫M12	4
28	S2010-00012		WASHER	弹垫M12	4
29	S1400-10012		NUT	螺母M12	4
30	S1106-10025		BOLT	螺栓 M10X25	2
31	S2010-00010		WASHER	弹垫 M10	2
32	B11E4-34111		FITTING	油杯1/4-28(铜)	2

FIG.50 MAST PIPING[VM16E]
 图50 标准门架油管(FTB15-18)



A:FTB15 B:FTB18

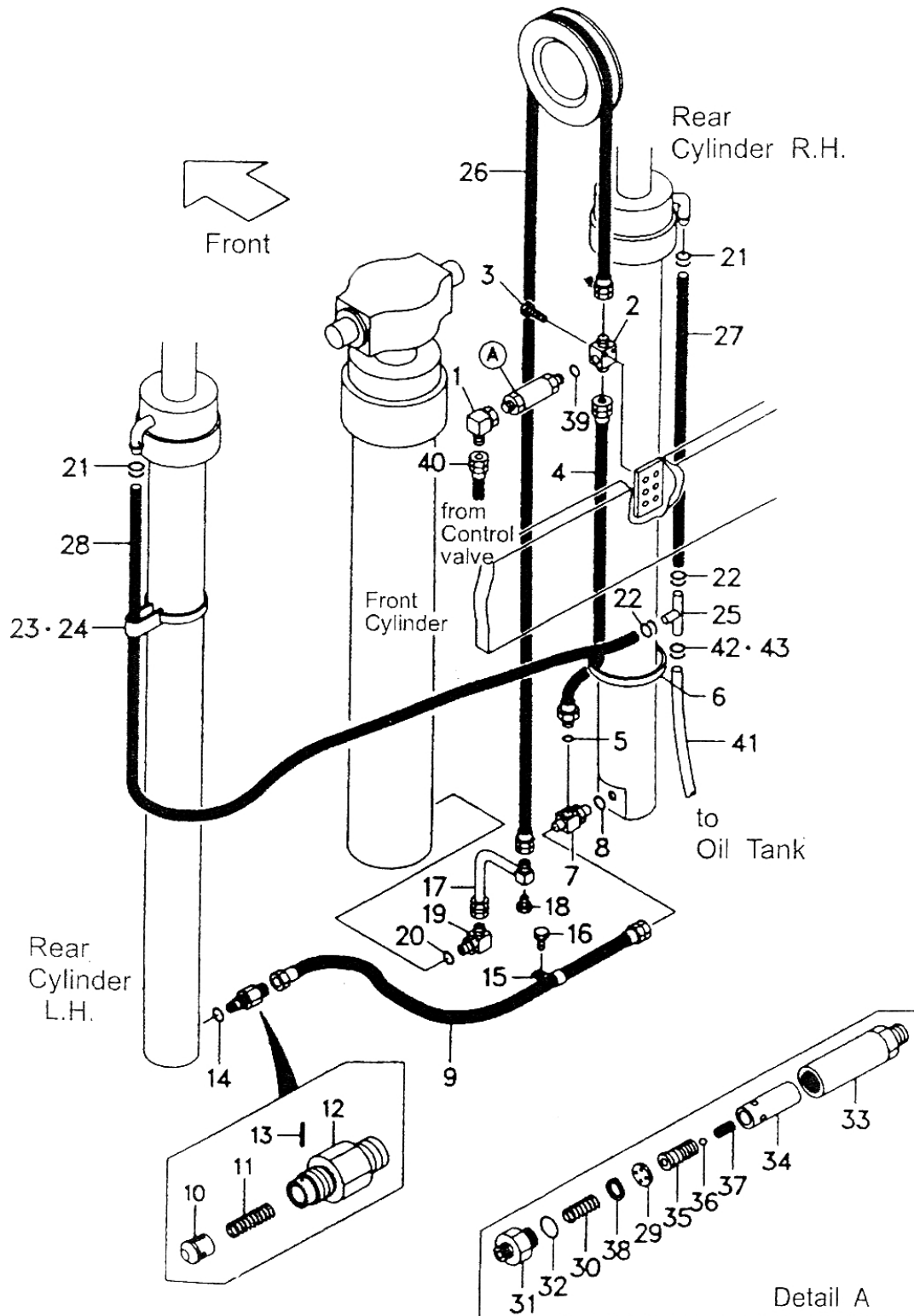
序号 Item No.	图号 Part No.	Mark	名称 Description	数量 Req'd	备注 Remarks: Serial No.	
A1	F31A8-41101		THREE-WAY-ASSY	三通接头总成	1	[INC][1][2]
1	NO PART NO.	#	THREE-WAY	三通接头	1	
2	S3320-00142		O-RING	O型圈	1	
3	F21A8-22111		THREE-WAY	三通	4	
4	S4911-00018		CLIP	卡箍	4	
5	S4913-21380		BAND	捆扎带	4	
6	F31A8-47401		BAND, HOSE	捆扎带	1	
7	B11E8-42001		HOSE	高压油管	1	
A2	F31A8-40701		VALVE-ASSY, CUT	切断阀	1	INC.8-12
8	NO PART NO.		PISTON	活塞	1	
9	NO PART NO.		O-RING	O型圈	1	
10	NO PART NO.		PIN	销子	1	
11	NO PART NO.		NIPPLE	接头	1	
12	NO PART NO.		SPRING	弹簧	1	
13	S3678-40075		HOSE VM200	回油管 VM200	1	
+	S3678-40085		HOSE VM225	回油管 VM225	1	
+	S3678-40100		HOSE VM250	回油管 VM250	1	
+	S3678-40110		HOSE	回油管	1	[VM270][VM275]
+	S3678-40125		HOSE VM300	回油管 VM300	1	
+	S3678-40135		HOSE VM325	回油管 VM325	1	
+	S3678-40141		HOSE VM330	回油管 VM330	1	
+	S3678-40150		HOSE VM350	回油管 VM350	1	
+	S3678-40160		HOSE	回油管	1	[VM366-375]
+	S3678-40180		HOSE VM400	回油管 VM400	1	
+	S3678-40190		HOSE VM425	回油管 VM425	1	
+	S3678-40205		HOSE VM450	回油管 VM450	1	
+	S3678-40215		HOSE VM475	回油管 VM475	1	
+	S3678-40230		HOSE VM500	回油管 VM500	1	
+	S3678-40260		HOSE VM550	回油管 VM550	1	
+	S3678-40285		HOSE VM600	回油管 VM600	1	
14	S3678-40130		HOSE VM200	回油管 VM200	1	
+	S3678-40140		HOSE VM225	回油管 VM225	1	
+	S3678-40155		HOSE VM250	回油管 VM250	1	[VM270][VM275]
+	S3678-40165		HOSE	回油管	1	
+	S3678-40175		HOSE VM300	回油管 VM300	1	
+	S3678-40190		HOSE VM325	回油管 VM325	1	
+	S3678-40195		HOSE VM330	回油管 VM330	1	
+	S3678-40205		HOSE VM350	回油管 VM350	1	[VM366-375]
+	S3678-40215		HOSE	回油管	1	
+	S3678-40235		HOSE VM400	回油管 VM400	1	
+	S3678-40245		HOSE VM425	回油管 VM425	1	
+	S3678-40260		HOSE VM450	回油管 VM450	1	
+	S3678-40270		HOSE VM475	回油管 VM475	1	
+	S3678-40285		HOSE VM500	回油管 VM500	1	
+	S3678-40315		HOSE VM550	回油管 VM550	1	
+	S3678-40340		HOSE VM600	回油管 VM600	1	
A3	B11E8-41001		REGULATOR-ASSY	限速阀总成	1	INC.16-25
16	NO PART NO.	#	PLATE	板	1	
17	NO PART NO.		SPRING	弹簧	1	

A:FTB15 B:FTB18

序号 Item No.	图号 Part No.	Mark	名称 Description	数量 Req'd	备注 Remarks: Serial No.
18	NO PART NO.		NIPPLE	接头	1
19	S3300-00280		O-RING	O型圈	1
20	NO PART NO.		CASE	阀外体	1
21	NO PART NO.		CLEEVE	阀内体	1
22	NO PART NO.		PISTON	活塞	1
23	F21A8-42951		BALL, NYLOW	尼龙球	1
24	NO PART NO.		SPRING	弹簧	1
25	NO PART NO.		RING, SNAP	卡簧	1
26	S3320-00180		O-RING	O型圈	1
27	C16A7-61191		HOSE	高压油管	1
28	S3678-40095		HOSE	回油管	1
29	S4911-00018		CLIP	卡箍	1

FIG.51 MAST PIPING[VFHM16E]

图51 门架油管(FTB15-18)



A:FTB15 B:FTB18

序号 Item No.	图号 Part No.	Mark	名称 Description	数量 Req'd	备注 Remarks: Serial No.
1	F31A0-14321		ELBOW	接头	1
2	229F0-94101		THREE WAY	三通	1
3	S1106-10040		BOLT	螺栓M10 40	2
A	F31A0-92101		HOSE ASS'Y(Inc.4,5)	高压油管总成	1
4	S4601-33039		HOSE	高压油管	1
5	S3320-00180		O-RING	O型圈	1
6	S4913-11380		BAND	捆扎带	1
B	B11E0-93101		THREE WAY ASS'Y(Inc.7,8)	三通总成	1
7	NO PART NO.		THREE WAY	三通	1
8	NO PART NO.		O-RING	O型圈	1
9	S4601-44027		HOSE	高压油管	1
C	F31A8-40701		CUT VALVE ASS'Y(Inc.10-14)	切断阀	1
10	NO PART NO.		PISTON	活塞	1
11	NO PART NO.		SPRING	弹簧	1
12	NO PART NO.		NIPPLE	接头	1
13	NO PART NO.		PIN	销子	1
14	S3320-00140		BOLT	螺栓M10 20	1
17	C16A0-93001		PIPE	钢管接头	1
18	S1106-08016		BOLT	螺栓M8 16	1
D	F31A0-91001		ELBOW ASS'Y(Inc.19,20)	接头总成	1
19	NO PART NO.		ELBOLW	接头	1
20	NO PART NO.		O-RING	O型圈	1
21	S4911-00018		CLIP	卡箍	2
22	S4911-00018		CLIP	卡箍	2
23	S4913-21380		BAND	捆扎带	2
24	F31A8-47401		BAND	捆扎带	2
25	F21A8-22111		THREE WAY	三通	1
26	S4601-44276		HOSE (STD) H=VFHM435	高压油管	1
27	S3678-40125		TUBE R.H. (STD) H=VFHM435	回油管(右)	1
28	S3678-40175		TUBE L.H. (STD) H=VFHM435	回油管(左)	1
E	B11E8-41001		FLOW REGULATOR ASS'Y(inc.29 -38)	限速阀总成	1
29	NO PART NO.		PLATE	板	1
30	NO PART NO.		SPRING	弹簧	1
31	NO PART NO.		NIPPLE	接头	1
32	NO PART NO.		O-RING	O型圈	1
33	NO PART NO.		CASE	阀外体	1
34	NO PART NO.		SLEEVE	阀内体	1
35	NO PART NO.		PISTON	活塞	1
36	NO PART NO.		BALL	球	1
37	NO PART NO.		SPRING	弹簧	1
38	NO PART NO.		SNAP RING	卡簧	1
39	S3320-00180		O-RING	O型圈	1
40	C16A7-61291		HOSE	高压油管	1
41	S3678-40100		TUBE	回油管	1
42	S4911-0018		CLIP	卡箍	1
43	S4914-00016		CLIP	卡箍	1

<OPITONAL PARTS>

ITEM NO.	A	27	28
LIFT HEIGHT	HOSE H.P	TUBE L.H	TUBE R.H
VFHM360	S4601-44220	S3678-40095	S3678-40125
VFHM400	S4601-44251	S3678-40115	S3678-40165
VFHM435	(STD)	(STD)	(STD)
VFHM450	S4601-44286	S3678-40130	S3678-40180
VFHM480	S4601-44305	S3678-40140	S3678-40190
VFHM500	S4601-44325	S3678-40150	S3678-40200
VFHM540	S4601-44347	S3678-40170	S3678-40220
VFHM550	S4601-44357	S3678-40170	S3678-40220
VFHM600	S4601-44393	S3678-40185	S3678-40235
VFHM650	S4601-44436	S3678-40210	S3678-40260

THE END

BATTERY FORKLIFT
