



Parts Manual

**EK25SLP / EK30SLP / EK25CLP**

## This Parts Manual covers parts for EK25SLP, EK30SLP AND EK25CLP LPG forklift with Cushion tire

### Indexing Way

**Step 1:** Finding out the page for the system or assembly required from the indexing contents and turn to the required page, finding out the concerned drawing;

**Step 2:** From the detail drawing, find out the parts and their item numbers.

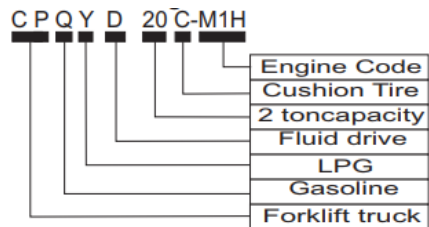
**Step 3:** According to these items numbers, find out details of these parts of the system or assembly from attached table.

-When ordering the parts or components, please indicate the model and series number of the forklift truck, the drawing number of parts or components you require and their quantity.

-When you replace parts or components, please apply the real goods made by EKKO to ensure the truck's quality.

-We Reserve modification right without notice designations in the CATALOGUE.

-Model & configuration No.

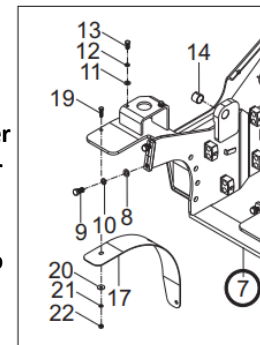


### -Abbreviations in the CATALOGUE

ASS'Y	assembly	H.P.	High pressure
R.H.	right hand	L.P.	low pressure
L.H.	left hand		

-Version number note: DWG form drawings are referred by adding a prefix D.

-Metric is suitable for general market. SAE is suitable for North American market.



According to these item numbers, find out details of these parts or the system from attached table.

Every part or component in the drawing is expressed with only item number

This system or assembly is within the coarse solid line circle.

This page code denotes this system or assembly drawing shows on the page.

ENGINE SETTING Fig.1  
ENGINE SETTING Fig.2  
ENGINE SETTING Fig.3  
AIR INTAKE SYSTEM Fig.4  
AIR INTAKE SYSTEM Fig.5  
COOLING SYSTEM Fig.6  
COOLING SYSTEM Fig.7  
FUEL SYSTEM Fig.8  
FUEL SYSTEM Fig.9  
EXHAUST SYSTEM Fig.10  
EXHAUST SYSTEM Fig.11  
EXHAUST SYSTEM Fig.12  
CONVERSION DEVICE SYSTEM Fig.13  
ROLLING LPG CYLINDER BRACKET Fig.14  
ROLLING & TILT LPG CYLINDER BRACKET Fig.15  
ELECTRIC SYSTEM Fig.16  
ELECTRIC SYSTEM Fig.17  
CONTROL BOX Fig.18  
COMBINATION M/T Fig.19  
COMBINATION M/T Fig.20  
TRANSMISSION UNIT (TOR-CON TYPE) Fig.21

TRANSMISSION CASE Fig.22  
CLUTCH, HYDRAULIC Fig.23  
CHARGING PUMP ASS'Y Fig.24  
DIFFERENTIAL Fig.25  
PLATE, INPUT ASS'Y Fig.26  
DRIVE AXLE Fig.27  
WHEEL BRAKE Fig.28  
FRONT WHEEL ASS'Y Fig.29  
STEERING SYSTEM Fig.30  
STEERING AXLE Fig.31  
REAR WHEEL ASS'Y Fig.32  
STEERING CYLINDER ASS'Y Fig.33  
ELECTRON ACCELERATOR SETTING Fig.34  
ELECTRON ACCELERATOR SETTING Fig.35  
SERVICE BRAKE & INCHING CONTROL PEDAL ASS'Y Fig.36  
BRAKE LEVER Fig.37  
FRAME & COUNTER WEIGHT Fig.38  
HOOD & SEAT Fig.39  
HOOD & SEAT Fig.40  
FLOOR BOARD Fig.41  
FLOOR BOARD Fig.42

CARGO SLING	Fig.43
HYDRAULIC SYSTEM	Fig.44
HYDRAULIC SYSTEM	Fig.45
VALVE CONTROL LINKAGE(TWO-THROW)	Fig.46
VALVE CONTROL LINKAGE(THREE-THROW)	Fig.47
VALVE CONTROL LINKAGE(FOUR-THROW)	Fig.48
OIL TANK ACCESSORIES	Fig.49
HYDRAULIC SYSTEM MAST (NORMAL MAST M METRIC)	Fig.50
HYDRAULIC SYSTEM MAST (NORMAL MAST M SAE)	Fig.51
HYDRAULIC SYSTEM MAST (NORMAL MAST M METRIC)	Fig.52
HYDRAULIC SYSTEM MAST (NORMAL MAST M SAE)	Fig.53
HYDRAULIC SYSTEM MAST (FULL FREE 2-STAGE MAST ZM METRIC)	Fig.54
HYDRAULIC SYSTEM MAST (FULL FREE 2-STAGE MAST ZM SAE)	Fig.55
HYDRAULIC SYSTEM MAST (FULL FREE 2-STAGE MAST ZM METRIC)	Fig.56
HYDRAULIC SYSTEM MAST (FULL FREE 2-STAGE MAST ZM SAE)	Fig.57
MAST HYDRAULIC SYSTEM(FULL FREE 3-STAGE METRIC)	Fig.58
MAST HYDRAULIC SYSTEM(FULL FREE 3-STAGE SAE)	Fig.59
MAST HYDRAULIC SYSTEM(FULL FREE 3-STAGE METRIC)	Fig.60
MAST HYDRAULIC SYSTEM(FULL FREE 3-STAGE SAE)	Fig.61
MAST HYDRAULIC SYSTEM(FULL FREE 4-STAGE SAE)	Fig.62
HOSE & PULLEY BLOCK(NORMAL MAST M METRIC)	Fig.63

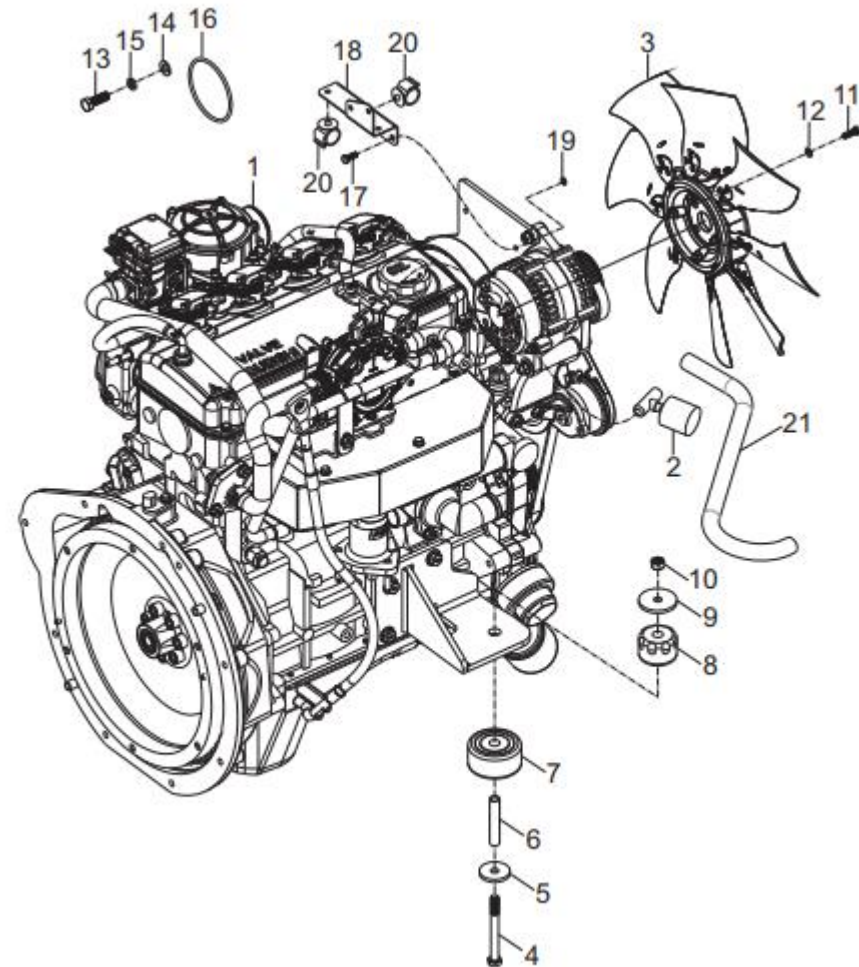
HOSE & PULLEY BLOCK(NORMAL MAST M SAE)	Fig.64
HOSE & PULLEY BLOCK(FULL FREE 2-STAGE MAST ZM METRIC)	Fig.65
HOSE & PULLEY BLOCK(FULL FREE 2-STAGE MAST ZM SAE)	Fig.66
HOSE & PULLEY BLOCK(FULL FREE 2-STAGE MAST ZM METRIC)	Fig.67
HOSE & PULLEY BLOCK(FULL FREE 2-STAGE MAST ZM SAE)	Fig.68
HOSE & PULLEY BLOCK(FULL FREE 3-STAGE MAST ZSM METRIC)	Fig.69
HOSE & PULLEY BLOCK(FULL FREE 3-STAGE MAST ZSM SAE)	Fig.70
HOSE & PULLEY BLOCK(FULL FREE 3-STAGE MAST ZSM METRIC)	Fig.71
HOSE & PULLEY BLOCK(FULL FREE 3-STAGE MAST ZSM SAE)	Fig.72
HOSE & PULLEY BLOCK(FULL FREE 4-STAGE MAST ZFM THREE-THROW SAE)	Fig.73
HOSE & PULLEY BLOCK(FULL FREE 4-STAGE MAST ZFM FOUR-THROW SAE)	Fig.74
FORK & LIFT BRACKET(NORMAL MAST M)	Fig.75
FORK & LIFT BRACKET(NORMAL MAST M)	Fig.76
FORK & LIFT BRACKET(FULL FREE 2-STAGE MAST ZM)	Fig.77
FORK & LIFT BRACKET(FULL FREE 2-STAGE MAST ZM)	Fig.78
FORK & LIFT BRACKET(FULL FREE 3-STAGE MAST ZSM)	Fig.79
FORK & LIFT BRACKET(FULL FREE 3-STAGE MAST ZSM)	Fig.80
FORK & LIFT BRACKET(FULL FREE 4-STAGE MAST ZFM)	Fig.81
FORK & LIFT BRACKET(FULL FREE 4-STAGE MAST ZFM)	Fig.82
MAST(NORMAL MAST M)	Fig.83
MAST(NORMAL MAST M)	Fig.84

MAST(FULL FREE 2-STAGE MAST ZM) Fig.85  
MAST(FULL FREE 2-STAGE MAST ZM) Fig.86  
MAST(FULL FREE 3-STAGE MAST ZSM) Fig.87  
MAST(FULL FREE 3-STAGE MAST ZSM) Fig.88  
MAST(FULL FREE 4-STAGE MAST ZFM) Fig.89  
LIFT CYLINDER(NORMAL MAST M) Fig.90  
LIFT CYLINDER(NORMAL MAST M) Fig.91  
FRONT LIFT CYLINDER(FULL FREE 2-STAGE MAST ZM) Fig.92  
FRONT LIFT CYLINDER(FULL FREE 2-STAGE MAST ZM) Fig.93  
FRONT LIFT CYLINDER(FULL FREE 3-STAGE MAST ZSM) Fig.94  
FRONT LIFT CYLINDER(FULL FREE 3-STAGE MAST ZSM) Fig.95  
REAR LIFT CYLINDER(FULL FREE 2-STAGE MAST ZM) Fig.96  
REAR LIFT CYLINDER(FULL FREE 2-STAGE MAST ZM) Fig.97  
REAR LIFT CYLINDER(FULL FREE 3-STAGE MAST ZSM) Fig.98  
REAR LIFT CYLINDER(FULL FREE 3-STAGE MAST ZSM) Fig.99  
LIFT CYLINDER MOUNTING(FULL FREE 4-STAGE MAST ZFM) Fig.100  
FRONT LIFT CYLINDER (FULL FREE 4-STAGE MAST ZFM) Fig.101  
REAR LIFT CYLINDER (FULL FREE 4-STAGE MAST ZFM) Fig.102  
TILT CYLINDER(NORMAL TO FULL FREE 3-STAGE MAST) Fig.103  
TILT CYLINDER (FULL FREE 4-STAGE MAST ZFM) Fig.104  
OVERHEAD GUARD Fig.105

OVERHEAD GUARD Fig.106  
REARVIEW MIRROR SETTING Fig.107  
FIRE EXTINGUISHER SETTING Fig.108  
PLATE Fig.109

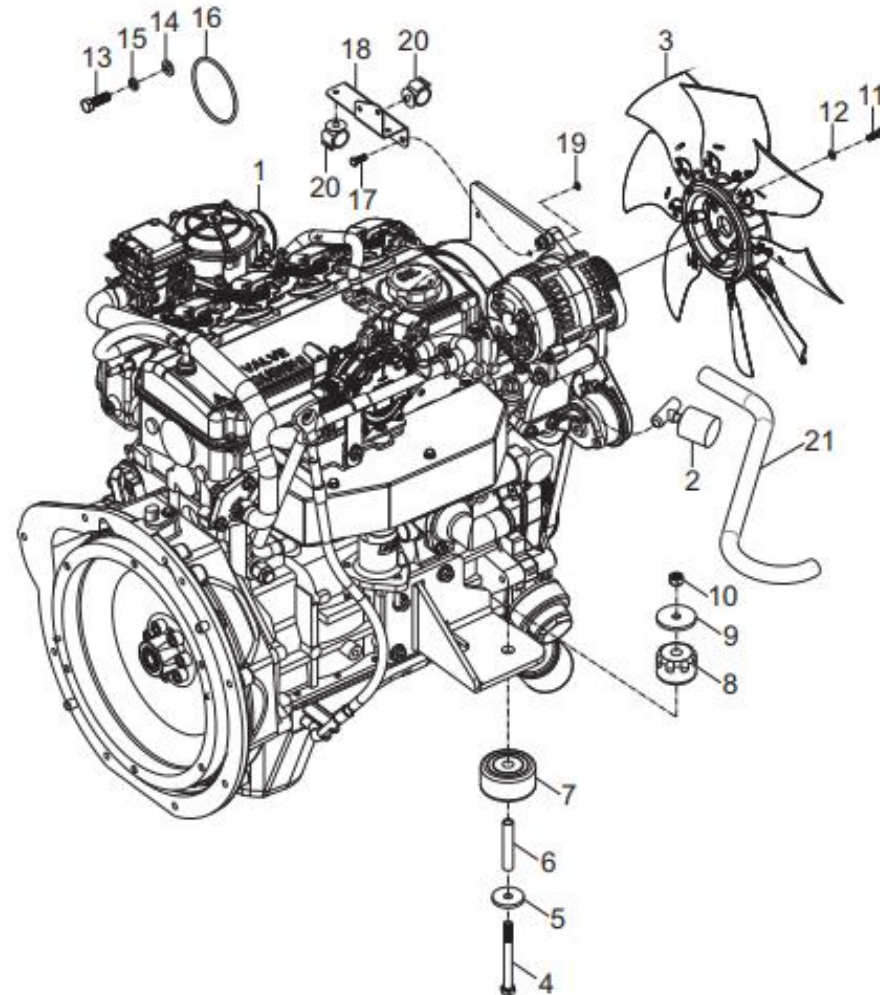
**Figure 1: ENGINE SETTING**

序号 Item No	图号 Part No	版本 Edition	零部件名称 Description	件数 Qty	备注 Remark
A	HZ2Y1-00001	02	Engine setting 发动机安装	1	CPYD20-32
-	HK2S1-00001	02	Engine setting 发动机安装	1	CPQYD20-32
01	HK2S1-00101	00	Engine 三菱2.4单燃料发动机	1	CPYD20-32
-	HK2S1-00201	00	Engine 三菱2.4双燃料发动机	1	CPQYD20-32
02	HK2S2-20101	00	Warning device 液化气低液位报警装置	1	
03	HK2S1-02011	01	Fan 风扇	1	
04	B0230-10100	00	Bolt 螺栓M10X100	2	GB5782-86
05	23651-02001	00	Plate 垫片	2	
06	22671-02001	00	Collar 套管	2	
07	HN231-02011	01	Rubber 橡胶垫	2	
08	HN231-02021	01	Rubber 橡胶垫	2	
09	A22A1-02041	01	Washer 垫圈	2	
10	B4023-00010	00	Nut 螺母M10	2	GB6184-86
11	B0330-06020	00	Bolt 螺栓M6X20	4	GB5783-86
12	B5310-00006	00	Washer 垫圈6	4	GB97.1-85
13	B0530-10030	00	Bolt 螺栓M10X1.25X30	2	GB5786-86
14	B5310-00010	00	Washer 垫圈10	2	GB97.1-85
15	B5050-00010	00	Washer,lock 垫圈10	2	GB93-87
16	Z6053-08253	00	O-ring 0型密封圈82.5X3.55	1	GB3452.1-92
17	B0330-06016	00	Bolt 螺栓M6X16	4	GB5783-86
18	HK2S1-00211	01	Bracket 支架	1	
19	B5050-00006	00	Washer,lock 垫圈6	4	GB93-87
20	D1252-1112	00	Clip 线卡AD25	3	
21	20020-46000	D00	Shield 黑色螺旋护罩NXHT-16	1	



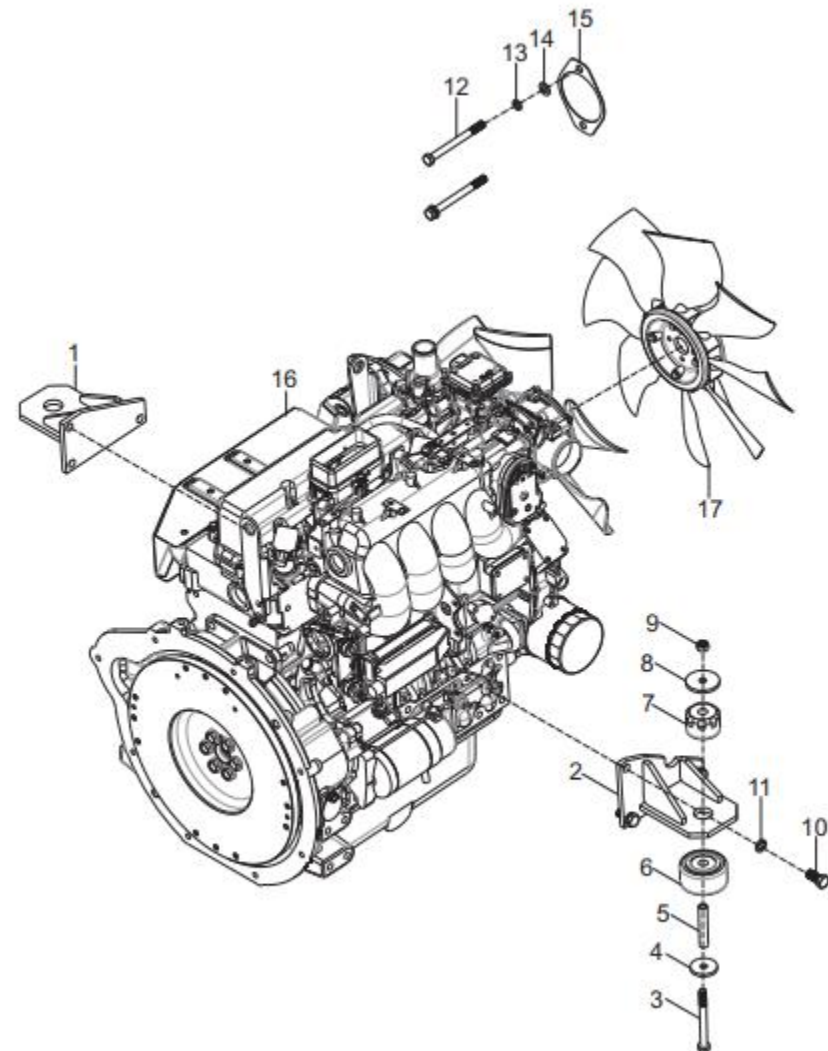
**Figure 2: ENGINE SETTING**

序号 Item No	图号 Part No	版本 Edition	零部件名称 Description	件数 Q'ty	备注 Remark
A	HM5Y1-00001	01	Engine setting 发动机安装	1	CPYD20-32
-	HTS21-00001	01	Engine setting 发动机安装	1	CPQYD20-32
01	HTS21-00101	00	Engine 三菱2.4单燃料发动机	1	CPYD20-32
-	HTS21-00201	00	Engine 三菱2.4双燃料发动机	1	CPQYD20-32
02	HK2S2-20101	00	Warning device 液化气低液位报警装置	1	
03	HK2S1-02011	01	Fan 风扇	1	
04	B0230-10100	00	Bolt 螺栓M10X100	2	GB5782-86
05	23651-02001	00	Plate 垫片	2	
06	22671-02001	00	Collar 套管	2	
07	HN231-02011	01	Rubber 橡胶垫	2	
08	HN231-02021	01	Rubber 橡胶垫	2	
09	A22A1-02041	01	Washer 垫圈	2	
10	B4023-00010	00	Nut 螺母M10	2	GB6184-86
11	B0330-06020	00	Bolt 螺栓M6X20	4	GB5783-86
12	B5310-00006	00	Washer 垫圈6	4	GB97.1-85
13	B0530-10030	00	Bolt 螺栓M10X1.25X30	2	GB5786-86
14	B5310-00010	00	Washer 垫圈10	2	GB97.1-85
15	B5050-00010	00	Washer,lock 垫圈10	2	GB93-87
16	Z6053-08253	00	O-ring 0型密封圈82.5X3.55	1	GB3452.1-92
17	B0330-06016	00	Bolt 螺栓M6X16	4	GB5783-86
18	HK2S1-00211	00	Bracket 支架	1	
19	B5050-00006	00	Washer,lock 垫圈6	4	GB93-87
20	D1252-1112	00	Clip 线卡AD25	3	
21	20020-46000	D00	Shield 黑色螺旋护套NXHT-16	1	



**Figure 3: ENGINE SETTING**

序号 Item No	图号 Part No	版本 Edition	零部件名称 Description	件数 Q'ty	备注 Remark
A	HYK21-00001	01	Engine setting 发动机安装	1	CPYD20-32
-	H2MS1-00001	01	Engine setting 发动机安装	1	CPQYD20-32
01	G2H31-00401	01	Bracket R.H. 发动机右支架	1	
02	H2FL1-00301	01	Bracket L.H. 发动机左支架	1	
03	B0230-10100	00	Bolt 螺栓M10X100	2	GB5782-86
04	23651-02001	00	Plate 垫片	2	
05	22671-02001	00	Collar 套管	2	
06	HN231-02011	01	Rubber 橡胶垫	2	
07	HN231-02021	01	Rubber 橡胶垫	2	
08	A22A1-02041	01	Washer 垫圈	2	
09	B4023-00010	00	Nut 螺母M10	2	GB6184-86
10	B0530-12025	00	Bolt 螺栓M12x1.25x25	6	GB5786-86
11	B5050-00012	00	Washer,lock 垫圈12	6	GB93-87
12	B0430-10110	00	Bolt 螺栓M10X1.25X110	2	GB5785-86
13	B5050-00010	00	Washer,lock 垫圈10	2	GB93-87
14	B5310-00010	00	Washer 垫圈10	2	GB97.1-85
15	23657-12001	00	Shim 垫	1	
16	HYK21-00101	00	Engine 久保田W62503单燃料发动机	1	CPYD20-32
17	H2MS1-00101	00	Engine 久保田W62503双燃料发动机	1	CPQYD20-32
18	H2MS1-00401	00	Fan 温帆风扇400	1	



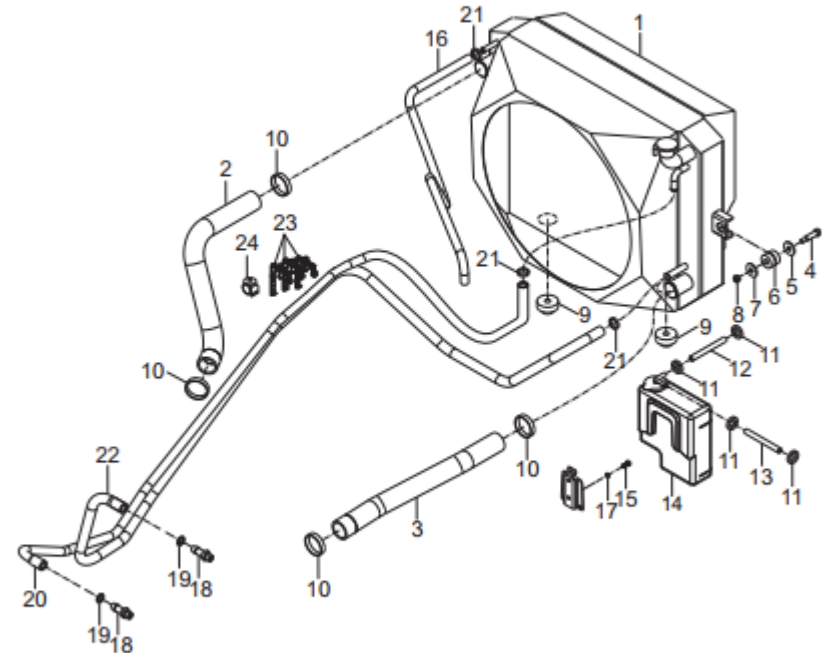






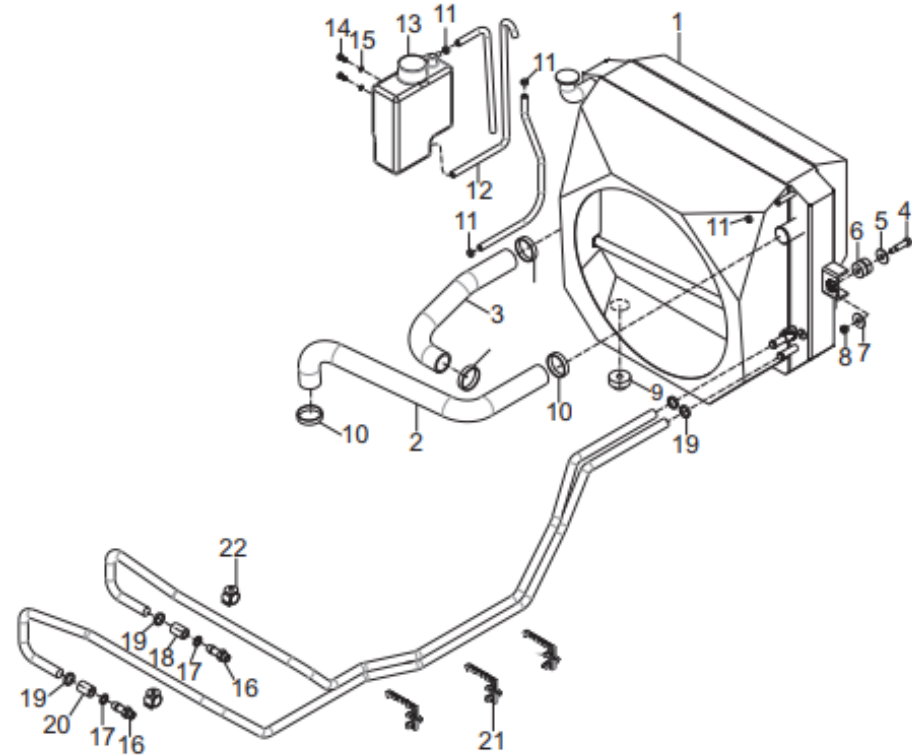
**Figure 6: COOLING SYSTEM**

序号 Item No	图号 Part No	版本 Edition	零部件名称 Description	件数 Q'ty	备注 Remark
A	HK2S2-10001	04	Cooling system 冷却系统	1	
01	HK2S2-10201	03	Radiator 水箱总成	1	
02	HK2S2-12011	00	Hose,upper 上水管	1	
03	HK2S2-12021	01	Hose,lower 下水管	1	
04	A22A2-12041	00	Bolt 螺栓	2	
05	B5210-00010	00	Washer 垫圈10	2	GB96-85
06	A22A2-12031	00	Rubber 橡胶垫II	2	
07	22252-32251	00	Washer 垫片	2	
08	B4023-00008	00	Nut 螺母M8	2	GB6184-86
09	A22A2-12001	00	Rubber 橡胶垫I	2	
10	Z4592-32050	00	Clip 喉箍32-50	4	
11	Z4592-08012	00	Clip 喉箍08-12	4	
12	Z7500-08190	00	Hose 橡胶管φ8x1900	1	
13	Z7400-08020	00	Hose 透明胶管φ8X200	1	
14	H2MD2-10301	00	Tank 副水箱	1	
15	B0330-06016	00	Bolt 螺栓M6X16	2	GB5783-86
16	Z7300-10080	01	Hose 胶管φ10x800	1	
17	B5050-00006	00	Washer,lock 垫圈6	2	GB93-87
18	H99Z7-82001	01	Nipple 直通接头	2	
19	Z6700-01427	00	Washer 组合垫圈14	2	JB982-77
20	HY217-82021	00	Hose 油冷却胶管	1	
21	Z4503-12022	00	Clip 德式喉箍12-22	3	
22	HY217-82031	00	Hose 油冷却胶管	1	
23	G2FB7-62061	01	Clip 管夹22	3	
24	D03XK0367	D00	Support 线束固定卡	1	



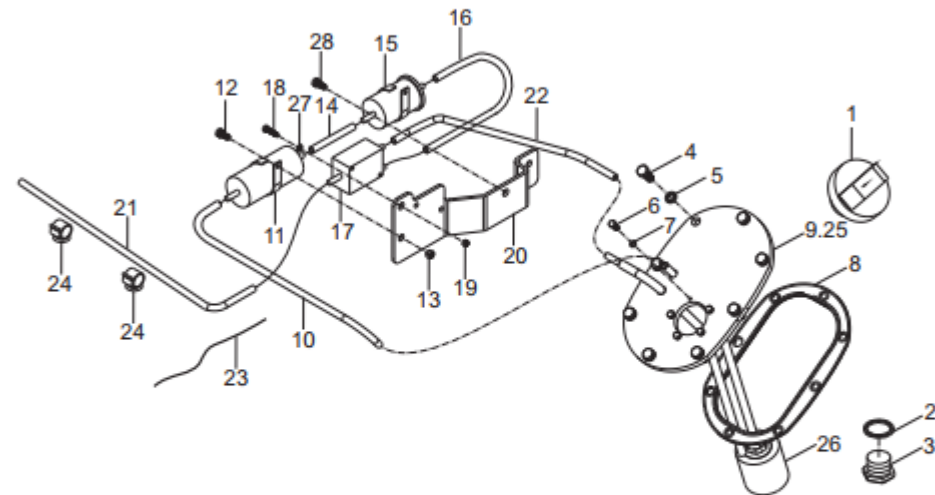
**Figure 7: COOLING SYSTEM**

序号 Item No	图号 Part No	版本 Edition	零部件名称 Description	件数 Q'ty	备注 Remark
A	H2MS2-10001	00	Cooling system 冷却系统	1	
01	H2MS2-10101	03	Radiator 水箱总成	1	
02	H2MS2-12011	00	Hose,upper 上水管	1	
03	H2MS2-12021	01	Hose,lower 下水管	1	
04	A22A2-12041	00	Bolt 螺栓	2	
05	B5210-00010	00	Washer 垫圈10	2	GB96-85
06	A22A2-12031	00	Rubber 橡胶垫II	2	
07	22252-32251	00	Washer 垫片	2	
08	B4023-00008	00	Nut 螺母M8	2	GB6184-86
09	A22A2-12001	00	Rubber 橡胶垫I	2	
10	Z4592-32050	00	Clip 喉箍32-50	4	
11	Z4592-08012	00	Clip 喉箍08-12	4	
12	Z7500-08050	00	Hose 橡胶管φ8x500	1	
13	H2MD2-10301	00	Tank 副水箱	1	
14	B0330-06016	00	Bolt 螺栓M6X16	2	GB5783-86
15	B5050-00006	00	Washer,lock 垫圈6	2	GB93-87
16	H99Z7-82001	01	Nipple 直通接头	2	
17	Z6700-01427	00	Washer 组合垫圈14	2	JB982-77
18	HY217-82021	00	Hose 油冷却胶管	1	
19	Z4503-12022	00	Clip 德式喉箍12-22	4	
20	HY217-82031	00	Hose 油冷却胶管	1	
21	G2FB7-62061	01	Clip 管夹22	3	
22	D03XK0367	D00	Support 线束固定卡	2	



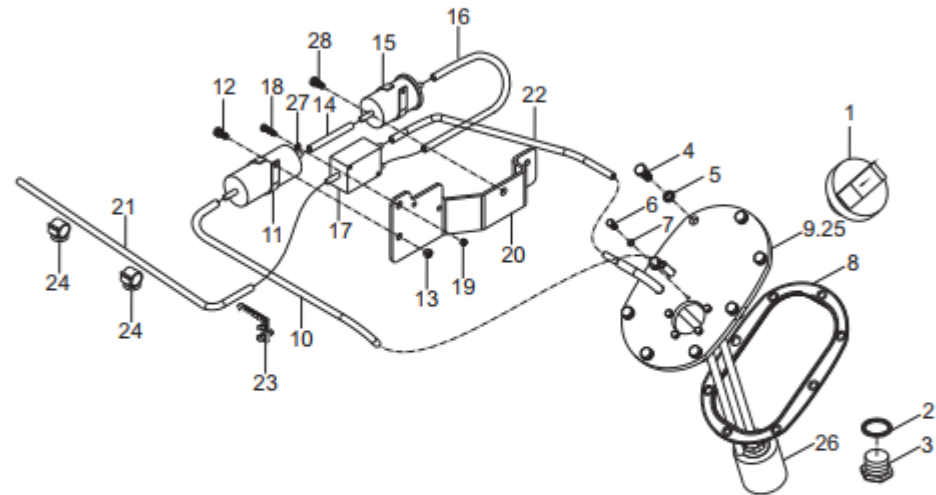
**Figure 8: FUEL SYSTEM**

序号 Item No	图号 Part No	版本 Edition	零部件名称 Description	件数 Q'ty	备注 Remark
A	HK2S2-20001	D03	Fuel system 燃油系统	1	
01	HS2B2-22031	D01	Cap 加油盖	1	
02	Z6700-03027	00	Washer 组合垫圈30	1	JB892-77
03	22197-52081	03	Plug,drain 放油螺塞	1	
04	B0330-08020	00	Bolt 螺栓M8X20	8	GB5783-86
05	Z6701-00827	00	Washer 组合垫圈8	8	JB982-77
06	B1210-05012	00	Screw 螺钉M5X12	5	GB818-85
07	H43E2-43201	00	Washer 组合垫圈	5	
08	G15X2-22021	03	Cover gasket 盖板垫	1	
09	HK2S2-20201	01	Cover plate ass'y(Inc.25,26) 盖板总成	1	
10	HK2S2-22041	D00	Hose 燃油管	1	
11	HK2S2-22051	D00	Pump 燃油泵	1	
12	B0330-10016-X1	00	Combined bolt 组合螺栓M10X16	2	GB5783-86,GB93
13	B4123-00008	00	Nut 螺母M6	2	GB6170-86
14	HK2S2-22061	D00	Hose 燃油管	1	
15	HK2S2-22071	D00	Filter 滤油器	1	
16	HK2S2-22081	D00	Hose 燃油管	1	
17	HK2S2-22091	D00	Valve,modulate 压力调节阀	1	
18	B0330-06060	00	Bolt 螺栓M6X60	2	GB5783-86
19	B4123-00006	00	Nut 螺母M6	2	GB6170-86
20	HK2S2-22021	00	Bracket 安装支架	1	
21	HK2S2-22101	D00	Hose 燃油管	1	
22	HK2S2-22111	D00	Hose 燃油管	1	
23	HK2S2-22121	D00	Harness 燃油泵支座线束	1	
24	D03XK0367	00	Clip 线束固定卡	2	
25	HK2S2-20301	01	Cover plate 盖板焊接总成	1	
26	A22A2-20701	02	Oil filter 滤油器	1	
27	B5050-00006	00	Washer,lock 垫圈6	2	GB93-87
28	B0330-10020-X	00	Combined bolt 组合螺栓M10x20	2	GB/T9074.17-88



**Figure 9: FUEL SYSTEM**

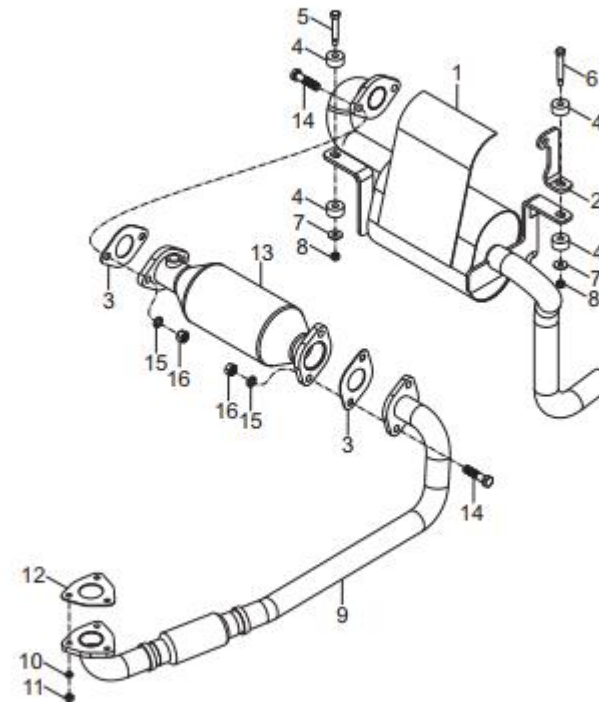
序号 Item No	图号 Part No	版本 Edition	零部件名称 Description	件数 Qty	备注 Remark
A	H2MS2-20001	D01	Fuel system 燃油系统	1	
01	HS2B2-22031	D01	Cap 加油盖	1	
02	Z6700-03027	00	Washer 组合垫圈30	1	JB892-77
03	22197-52081	03	Plug,drain 放油螺塞	1	
04	B0330-08020	00	Bolt 螺栓M8X20	8	GB5783-86
05	Z6701-00827	00	Washer 组合垫圈8	8	JB982-77
06	B1210-05012	00	Screw 螺钉M5X12	5	GB818-85
07	H43E2-43201	00	Washer 组合垫圈	5	
08	G15X2-22021	03	Cover gasket 盖板垫	1	
09	HK2S2-20201	01	Cover plate ass'y(Inc.25,26) 盖板总成	1	
10	HK2S2-22041	D00	Hose 燃油管	1	
11	EG522-52021	D00	Pump 燃油泵	1	
12	B0330-10020-X1	00	Combined bolt 组合螺栓M10X20	2	GB/T9074.17-88
13	B4123-00008	00	Nut 螺母M8	2	GB6170-86
14	HK2S2-22061	D00	Hose 燃油管	1	
15	12581-43012	D00	Filter 滤油器	1	
16	HK2S2-22081	D00	Hose 燃油管	1	
17	EG522-52071	D00	Valve,modulate 压力调节阀	1	
18	B0230-06050	00	Bolt 螺栓M6X50	2	GB5783-86
19	B4123-00006	00	Nut 螺母M6	2	GB6170-86
20	HK2S2-22021	00	Bracket 安装支架	1	
21	HK2S2-22101	D00	Hose 燃油管	1	
22	HK2S2-22111	D00	Hose 燃油管	1	
23	G2FB7-62061	01	Clip 管夹22	2	
24	D03XK0367	00	Clip 线束固定卡	1	
25	HK2S2-20301	01	Cover plate 盖板焊接总成	1	
26	A22A2-20701	02	Oil filter 滤油器	1	
27	B5050-00006	00	Washer,lock 垫圈6	2	GB93-87
28	B0330-08020-X	00	Combined bolt 组合螺栓M8x20	2	GB/T9074.17-88
29	EG526-42822	00	Connect 汽油泵接头	1	





**Figure 10: EXHAUST SYSTEM**

序号 Item No	图号 Part No	版本 Edition	零部件名称 Description	件数 Q'ty	备注 Remark
A	HRHK2S2301	01	Exhaust system 排气系统	1	
01	HK2S2-30221	01	Muffler 消声器总成	1	
02	HK2S2-32081	01	Plate 催化装置连接板	1	
03	GY1K2-32271	00	Insulator 隔热垫	2	
04	22252-32241	00	Rubber 橡胶垫	4	
05	GY1K2-32341	00	Bolt 螺栓	1	
06	GY1K2-32321	00	Bolt 螺栓	1	
07	B5210-00008	00	Washer 垫圈8	2	GB96-85
08	B4023-00008	00	Nut 螺母M8	2	GB6184-86
09	HK2S2-30211	01	Front pipe ass'y 前排气管总成	1	
10	B5050-00008	00	Washer,lock 垫圈8	3	GB93-87
11	B4123-00008	00	Nut 螺母M8	3	GB6170-86
12	GY1K2-32331	00	Insulator 隔热垫	1	
13	SK42274	00	Activator 三元催化器	1	
14	B0230-12050	00	Bolt 螺栓M12X50	4	GB5782-86
15	B5050-00012	00	Washer,lock 垫圈12	4	GB93-87
16	B4123-00012	00	Nut 螺母M12	4	GB6170-86

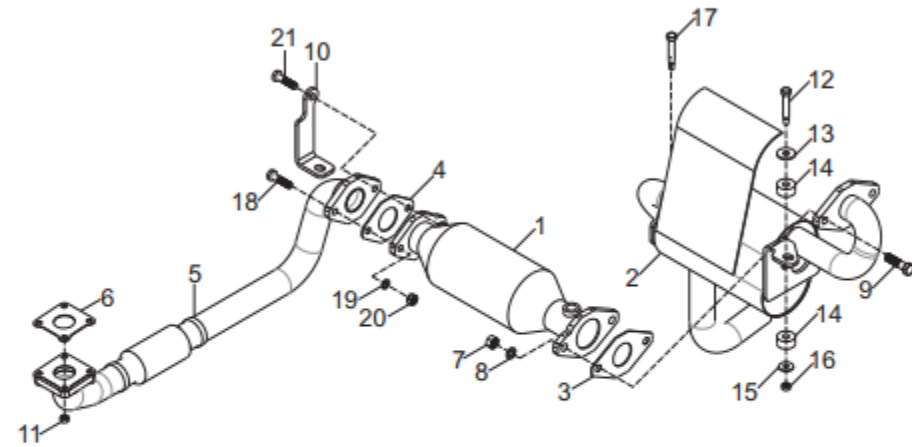






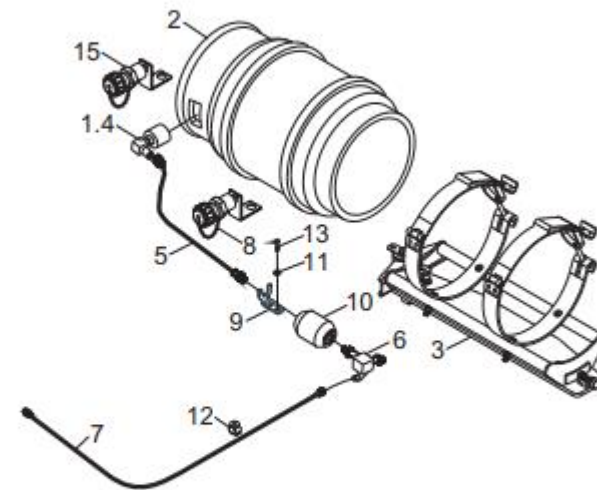
**Figure 12: EXHAUST SYSTEM**

序号 Item No	图号 Part No	版本 Edition	零部件名称 Description	件数 Q'ty	备注 Remark
A	HRH2MS2301	01	Exhaust system 排气系统	1	
01	H2MS2-32091	01	Activator 三元催化器	1	
02	H2MS2-30401	00	Muffler 消声器总成	1	
03	H2MS2-32121	00	Gasket 垫片3	1	
04	H2MS2-32111	01	Gasket 垫片2	1	
05	H2MS2-30101	01	Front pipe ass'y 前排气管总成	1	
06	H2MS2-32101	00	Gasket 垫片1	1	
07	B4123-00012	00	Nut 螺母M12	2	GB6170-86
08	B5050-00012	00	Washer,lock 垫圈12	2	GB93-87
09	B0230-12045	00	Bolt 螺栓M12x45	2	GB5782-86
10	H2MS2-32071	01	Bracket 催化器支架2	1	
11	H2MS2-32131	00	Nut 螺母	4	
12	GY1K2-32341	00	Bolt 螺栓	1	
13	B5210-00010	00	Washer 垫圈10	2	GB96-85
14	22252-32241	00	Rubber 橡胶垫	4	
15	B5210-00008	00	Washer 垫圈8	2	GB96-85
16	B4023-00008	00	Nut 螺母M8	2	GB6184-86
17	GY1K2-32321	00	Bolt 螺栓	1	
18	B0230-10040	00	Bolt 螺栓M10x40	1	GB5782-86
19	B5050-00010	00	Washer,lock 垫圈10	2	GB93-87
20	B4123-00010	00	Nut 螺母M10	2	GB6170-86
21	B0230-10045	00	Bolt 螺栓M10x45	1	GB5782-86



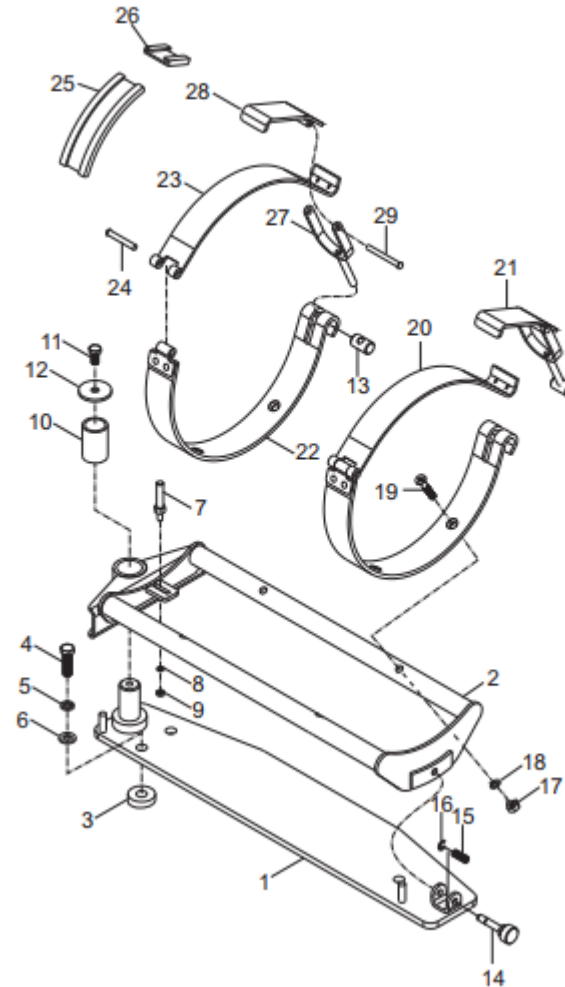
**Figure 13: CONVERSION DEVICE SYSTEM**

序号 Item No	图号 Part No	版本 Edition	零部件名称 Description	件数 Q'ty	备注 Remark	
A	HK2S2-20011	D00	Conversion device system 转换装置系统	1		
01	HY252-20001	D05	LPG device(Inc.04-14) 液化气装置总成	1		
02	Y-5580	D00	LPG cylinder 钢瓶总成	1		
03	HRA2YK0210 A2YA0-00121	03	Rolling LPG cylinder bracket 旋转钢瓶支架	1	配进口钢瓶 See Fig.14 Import LPG cylinder	
-	HRGY392201 GY392-20201	00	Rolling & tilt LPG cylinder bracket 旋转侧翻式钢瓶支架	1	配进口钢瓶 See Fig.15 Import LPG cylinder	
04	A2YQ2-21191	D00	Connector 快速接头	1	7141F	
05	A2YQ2-25001	D00	Hose H.P. 高压胶管	1		
06	HY252-20201	D00	Three way 三通接头	1		
07	HY252-20211	D00	Hose H.P. 高压胶管	1		
08	7141M-1	D00	Connector 公快换接头	1		
09	HK2S6-42021	00	Retainer,bracket 过滤器限位架	1		
10	H2YY2-22031	D00	Strainer 过滤器	1		
11	B5850-00010	00	Washer 垫圈	10	GB859-87	
12	D12XK2	00	Clip 线卡	AD25	1	
13	B0330-10030	00	Bolt 螺栓	M10X30	4	GB5783-86
14	HY252-20011	D00	Sketch map 燃气系统示意图	1		
15	A2YQ2-21181	D00	Connector 辅助接头	1	CPQYD20C-32C	



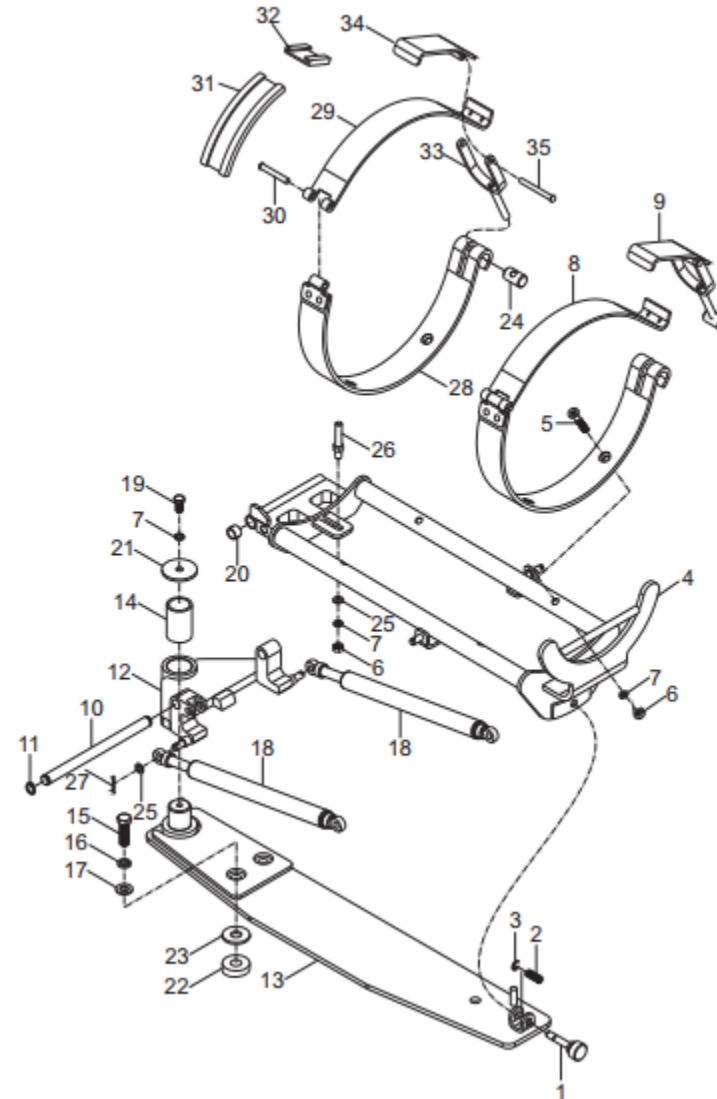
**Figure 14: ROLLING LPG CYLINDER BRACKET**

序号 Item No	图号 Part No	版本 Edition	零部件名称 Description	件数 Q'ty	备注 Remark
A	HRA2YK0210 A2YA0-00121	05	Rolling LPG cylinder bracket 旋转钢瓶支架	1	配进口钢瓶 Import LPG cylinder
01	A2YK0-21021	02	Base 底座	1	
02	A2YK0-21011	04	Girder 转动梁	1	
03	A2YK0-23131	00	Packing-block 垫	3	
04	B0330-12040	00	Bolt 螺栓M12X40	3	GB5783-86
05	B5050-00012	00	Washer,lock 垫圈12	3	GB93-87
06	B5310-00012	00	Washer 垫圈12	3	GB97.1-85
07	E2F62-32081	00	Pin 定位销	1	
08	B5050-00006	00	Washer,lock 垫圈6	1	GB93-87
09	B4123-00006	00	Nut 螺母M6	1	GB6170-86
10	A2YK0-23101	00	Bushing 衬套	1	
11	B0330-10020	00	Bolt 螺栓M10X20	1	GB5783-86
12	A2YK0-23121	00	Washer 平垫	1	
13	GY392-22371	00	Nut 圆柱螺母	1	
14	A2YK0-23001	00	Handle 手柄	1	
15	A2YA0-03171	00	Spring 弹簧	1	
16	A2YK0-21111	00	Snap ring 开口挡圈8	1	GB896-86
17	B4123-00010	00	Nut 螺母M10	4	GB6170-86
18	B5050-00010	00	Washer,lock 垫圈10	4	GB93-87
19	B1310-10060	00	Screw 螺钉M10X60	4	GB819-85
20	GY392-20501	03	Hoop ass'y(Inc.22-26) 箍体总成	2	
21	GY392-20401A	00	Rotating buckle(Inc.27-29,13) 翻转扣	2	
22	GY392-20511	01	Lower hoop 下箍体	1	
23	GY392-22251	00	Upper hoop 上箍	1	
24	GY392-22281	00	Rivet 铆钉 I	1	
25	GY392-23251	00	Jacket 护套2	1	
26	GY392-23271	00	Jacket 护套3	1	
27	GY392-20411	00	U shape column U形柱	1	
28	GY392-20421	00	Rotating plate 翻转板	1	
29	GY392-22361	00	Rivet 铆钉 II	1	



**Figure 15: ROLLING AND TILT CYLINDER CYLINDER BRACKET**

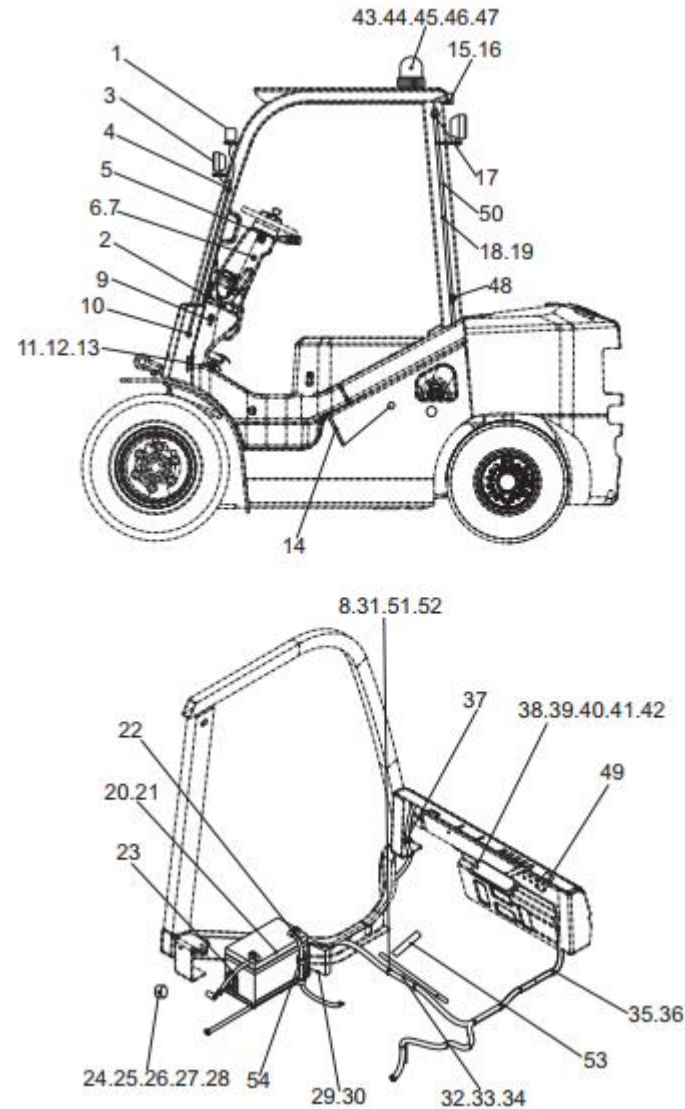
序号 Item No	图号 Part No	版本 Edition	零件名称 Description	件数 Q'ty	备注 Remark
A	HRGY392201 GY392-20201	00	Rolling & tilt LPG cylinder bracket 旋转侧翻式钢瓶支架	1	配进口钢瓶 Import LPG cylinder
01	GY392-22131	00	Handle 手柄	2	
02	GY392-22191	00	Spring 弹簧	2	
03	B6250-00009	00	Snap ring 挡圈	2	GB896-86
04	GY392-20241	03	Bracket 翻转架	1	
05	B1310-10060	00	Screw 螺钉M10X60	4	GB819-85
06	B4123-00010	00	Nut 螺母M10	5	GB6170-86
07	B5050-00010	00	Washer,lock 垫圈	6	GB93-87
08	GY392-20501	03	Hoop ass'y(Inc.28-32) 箱体总成	2	
09	GY392-20401	02	Rotating buckle(Inc.24,33-35) 翻转扣	2	
10	GY392-22161	01	Shaft 转轴	1	
11	B6150-00016	00	Snap ring 挡圈	2	GB894.1-86
12	GY392-20221	03	Bracket 旋转架	1	
13	GY392-20231	02	Base 底座	1	
14	Z2133-03530	00	Bushing 钢背轴承3530	1	Q/AC40001-2002
15	B0330-12040	00	Bolt 螺栓M12X40	3	GB5783-86
16	B5050-00012	00	Washer,lock 垫圈	3	GB93-87
17	B5310-00012	00	Washer 垫圈	3	GB97.1-85
18	GY392-22201	00	Shock,absorber 气弹簧	2	
19	B0330-10020	00	Bolt 螺栓M10X20	1	GB5783-86
20	Z2131-01625	00	Bushing 钢背轴承1625	2	Q/AC40001-2002
21	GY392-22241	00	Washer 平垫	1	
22	A2YK0-23131	00	Packing-block 垫	3	
23	A2YK0-23141	00	Shm 调整垫	3	
24	GY392-22371	00	Nut 圆柱螺母	1	
25	B5310-00010	00	Washer 垫圈	4	GB97.1-85
26	GY392-22391	00	Pin 定位销	1	
27	B3010-02020	00	Pin 销2X20	4	GB91-86
28	GY392-20511	01	Lower hoop 下箱体	1	
29	GY392-22251	00	Upper hoop 上箱	1	





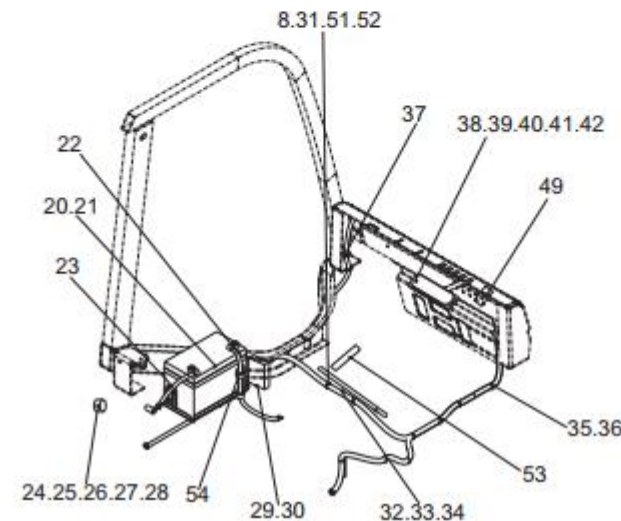
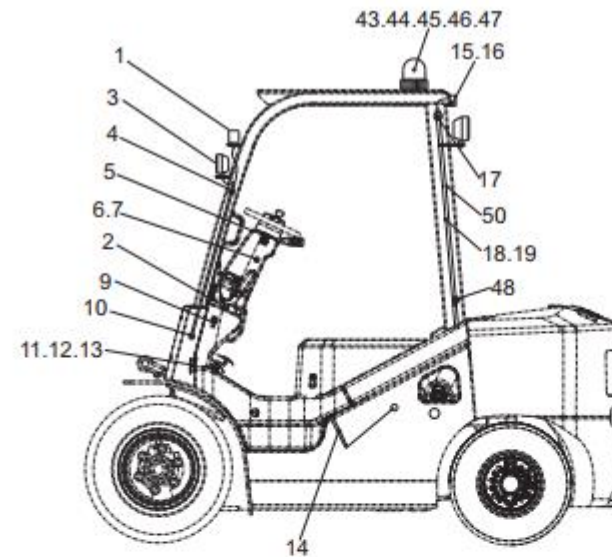
**Figure 16: ELECTRIC SYSTEM**

序号 Item No	图号 Part No	版本 Edition	零部件名称 Description	件数 Q'ty	备注 Remark
A	HRHK2S2401	D07	Electric system 电气系统	1	CPQYD20-32C
-	HRHB5Y2401	D06	Electric system 电气系统	1	CPYD20-32C
01	D08QXD-LED	D00	Front combination lamp 前组合灯	2	
02	H2BS2-42011	01	Plate 线束固定板	1	
03	H2MD2-43001	D00	Head lamp LED前大灯	2	
04	H2MD2-40901	D00	Wire harness,head Lamp 前灯线束	2	
05	D09JK803HL	D01	Combination switch 双手柄组合开关	1	
06	Z8710-04110	D00	Key switch 启动开关	1	
07	Z8710-04110T	D00	Key switch 启动开关	1	通用钥匙Current
08	D03XKQ352	D00	Support 线束固定卡	4	
09	D09JK205B	D00	Brake switch 脚制动开关	1	
10	HRH24C2404 A22A2-40260-2	D06	Rubber ring 出线胶圈	2	
11	Z8500-1D124	D00	Horn 喇叭	1	DL124ED
12	B0330-08016	00	Bolt 螺栓M8x16	1	GB5783-86
13	B5050-00008	00	Washer,lock 垫圈8	1	GB93-87
14	D04RG4158A	D01	Fuel level sending unit 油量传感器	1	CPQYD20-32C
15	D08HWD-LED	00	Rear combination lamp 后组合灯	2	
16	H2MD2-40111	D00	Mat 后组合灯垫	2	
17	H24C2-40701	00	Rubber ring 防尘胶圈	4	
18	H2MD2-40401	D00	Rear head guard harness 后护顶架线束	1	
19	D05DJD-12D	D00	Reversing voice speaker 倒车语音喇叭	1	选用 Option
20	D016-QW-60B	D00	Battery 蓄电池	1	
21	D06BX301	D01	Fuse 熔断器总成	1	
22	H2MD2-40801	D00	Cable 电瓶引线(+)	1	
23	H2MD2-40821 H2MD2-40801 H2MD2-40811	D00	Cable 电瓶引线(-)	1	
24	A61S2-41301	00	Back buzzer 倒车蜂鸣器	1	
25	B1210-06016	00	Screw 螺钉M6x16	7	GB818-85
26	B5050-00006	00	Washer,lock 垫圈6	7	GB93-87
27	B5310-00006	00	Washer 垫圈6	7	GB97.1-85
28	B4123-00006	00	Nut 螺母M6	1	GB6170-86
29	D03DQH012B	D00	Box 电器盒	1	See fig.18



**Figure 16: ELECTRIC SYSTEM**

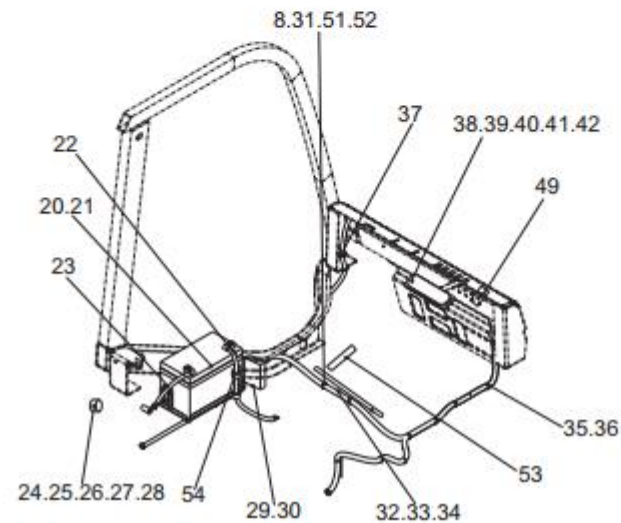
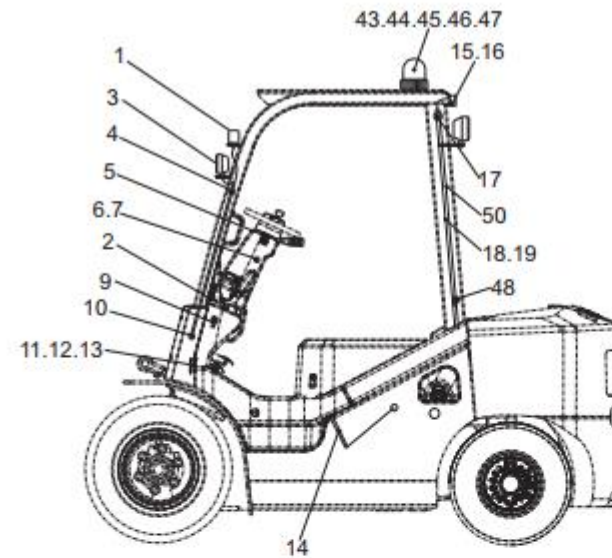
序号 Item No	图号 Part No	版本 Edition	零部件名称 Description	件数 Q'ty	备注 Remark
30	D03KZQ012	D00	Controller 控制器	1	
31	D03XK0195	D00	Support 线束固定卡	8	
32	H2MD2-40201	D00	Wire harness disposal 线束布置图	1	
33	HK2S2-40201	D00	Principle diagram 电气原理图	1	
34	HK2S2-40311	D01	Wire harness,body 车身线束	1	CPQYD20-32C
-	HK2S2-40321	D00	Wire harness,body 车身线束	1	CPQYD20-32C
-	HB5Y2-40311	D02	Wire harness,body 车身线束	1	CPYD20-32C
-	HB5Y2-40321	D00	Wire harness,body 车身线束	1	CPYD20-32C
35	H24C2-42131	00	Belt clip 固定可松开式锁式扎带	6	
36	Z9260-40200	00	Belt clip 捆扎带4X200	2	
37	D12ZD160-064	D00	Belt clip 插销式扎带	6	
38	D04ZB173YG	D00	Combination M/T 组合仪表	1	See fig.19
-	D04ZB173YG-XS	D00	Combination M/T 组合仪表	1	See fig.19
-	D04ZB173YG-WZ	D00	Combination M/T 组合仪表	1	中性包装 Neutra
39	B1210-04012	00	Screw 螺钉M4X12	4	GB818-85
40	B5050-00004	00	Washer 垫圈4	4	GB93-87
41	B5323-00004	00	Washer,lock 垫圈4	4	GB97.1-85
42	H2MD2-41201	D00	Fanner mount 电风扇安装	1	选用 Option
43	H2MD2-41301	D07	Rear work lamp mount 后工作灯安装	1	选用 Option
44	HRH2MD2414	D02	Install alarm lamp 警示灯安装	1	选用 Option
45	H2MD2-41501	D01	Annunciator 限速报警总成	1	选用 Option
46	H2MD2-41901	D00	Handle 倒车把手安装	1	选用 Option
47	H2MD2-41601	D02	Battery main switch 电源总开关	1	选用 Option
48	HS2B2-40401	D02	Choose switch,fule 燃料选择开关	1	CPQYD20-32C 选用 Option
49	H2MD2-43701	D02	Head guard haness 护顶架线束	1	
50	D03XK0366	D00	Support 线束固定卡	3	
51	D03XK0367	D00	Support 线束固定卡	13	
52	HK2S2-42061	00	Bracket 油门线束固定支架	1	
53	HK2S2-42071	00	Bracket 线卡固定支架	1	
54	D04SD1201	D00	Sensor 车速传感器	1	





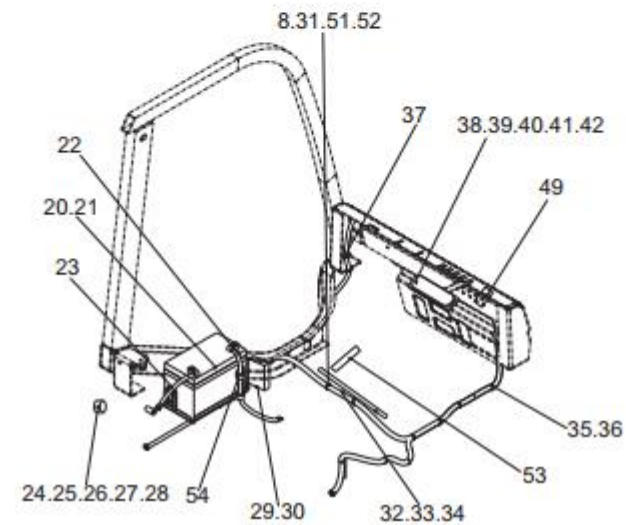
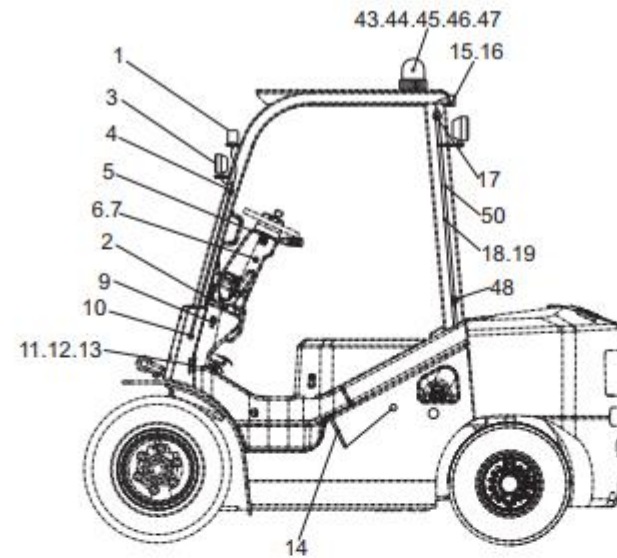
**Figure 17: ELECTRIC SYSTEM**

序号 Item No	图号 Part No	版本 Edition	零部件名称 Description	件数 Q'ty	备注 Remark
A	HRH2MS2401	D01	Electric system 电气系统	1	CPQYD20-32C
-	HRHYK22401	D01	Electric system 电气系统	1	CPYD20-32C
01	D08QXD-LED	D00	Front combination lamp 前组合灯	2	
02	H2BS2-42011	01	Plate 线束固定板	1	
03	H2MD2-43001	D00	Head lamp LED前大灯	2	
04	H2MD2-40901	D00	Wire harness,head Lamp 前灯线束	2	
05	D09JK803HL	D01	Combination switch 双手柄组合开关	1	
06	Z8710-04110	D00	Key switch 启动开关	1	
07	Z8710-04110T	D00	Key switch 启动开关	1	通用钥匙Current
08	D03XKQ352	D00	Support 线束固定卡	4	
09	D09JK205B	D00	Brake switch 脚制动开关	1	
10	HRH24C2404 A22A2-40260-2	D06	Rubber ring 出线胶圈	2	
11	Z8500-1D124	D00	Horn 喇叭	1	DL124ED
12	B0330-08016	00	Bolt 螺栓M8x16	1	GB5783-86
13	B5050-00008	00	Washer,lock 垫圈8	1	GB93-87
14	D04RG4158A	D01	Fuel level sending unit 油量传感器	1	CPQYD20-32C
15	D08HWD-LED	00	Rear combination lamp 后组合灯	2	
16	H2MD2-40111	D00	Mat 后组合灯垫	2	
17	H24C2-40701	00	Rubber ring 防尘胶圈	4	
18	H2MD2-40401	D00	Rear head guard harness 后护顶架线束	1	
19	D06BX308	D01	Fuse 熔断器总成	1	
20	D016-QW-60	D00	Battery 蓄电池	1	
21	D06BX301	D01	Fuse 熔断器总成	1	
22	H2MD2-40801 H2MD2-40821	D00	Cable 电瓶引线(+)	1	
23	H2MD2-40801 H2MD2-40811	D00	Cable 电瓶引线(-)	1	
24	A61S2-41301	00	Back buzzer 倒车蜂鸣器	1	
25	B1210-06016	00	Screw 螺钉M6X16	7	GB818-85
26	B5050-00006	00	Washer,lock 垫圈6	7	GB93-87
27	B5310-00006	00	Washer 垫圈6	7	GB97.1-85
28	B4123-00006	00	Nut 螺母M6	1	GB6170-86
29	D03DQH012B	D00	Box 电器盒	1	See fig.18



**Figure 17: ELECTRIC SYSTEM**

序号 Item No	图号 Part No	版本 Edition	零部件名称 Description	件数 Q'ty	备注 Remark
30	D03KZQ012	D00	Controller 控制器	1	
31	D03XK0195	D00	Support 线束固定卡	8	
32	D08LEDSG-LS	D00	Alarm lamp LED闪烁式警示灯	1	
33	H2MS2-40201	D00	Principle diagram 电气原理图	1	
34	H2MS2-40311	D01	Wire harness,body 车身线束	1	CPQYD20-32C
-	H2MS2-40321	D00	Wire harness,body 车身线束	1	CPQYD20-32C
-	HYK22-40311	D02	Wire harness,body 车身线束	1	CPYD20-32C
-	HYK22-40321	D00	Wire harness,body 车身线束	1	CPYD20-32C
35	H24C2-42131	00	Belt clip 固定可松开式锁式扎带	6	
36	Z9260-40200	00	Belt clip 捆扎带4X200	2	CPQYD20-32C
				4	CPYD20-32C
37	D12ZD160-064	D00	Belt clip 插销式扎带	6	
38	D04ZB173YMCAN	D00	Combination M/T 组合仪表	1	See fig.20
-	D04ZB173YMCAN-XS	D00	Combination M/T 组合仪表	1	See fig.20
-	D04ZB173YMCAN-WZ	D00	Combination M/T 组合仪表	1	中性包装 Neutra
39	B1210-04012	00	Screw 螺钉M4X12	4	GB818-85
40	B5050-00004	00	Washer 垫圈4	4	GB93-87
41	B5323-00004	00	Washer,lock 垫圈4	4	GB97.1-85
42	H2MD2-41201	D00	Fanner mount 电风扇安装	1	选用 Option
43	H2MD2-41301	D07	Rear work lamp mount 后工作灯安装	1	选用 Option
44	H2MS2-43721	D02	Transition line 警示灯过渡线	1	
45	H2MS2-43711	D01	Transition line 后工作灯过渡线	1	
46	H2MD2-41901	D00	Handl 倒车把手安装	1	
47	HS2B2-40401	D02	Choose switch,fule 燃料选择开关	1	CPQYD20-32C 选用 Option
48	H2MD2-43701	D02	Head guard haness 护顶架线束	1	
49	D03XK0366	D00	Support 线束固定卡	3	
50	D03XK0367	D00	Support 线束固定卡	13	
51	D04SD1201	D00	Sensor 车速传感器	1	



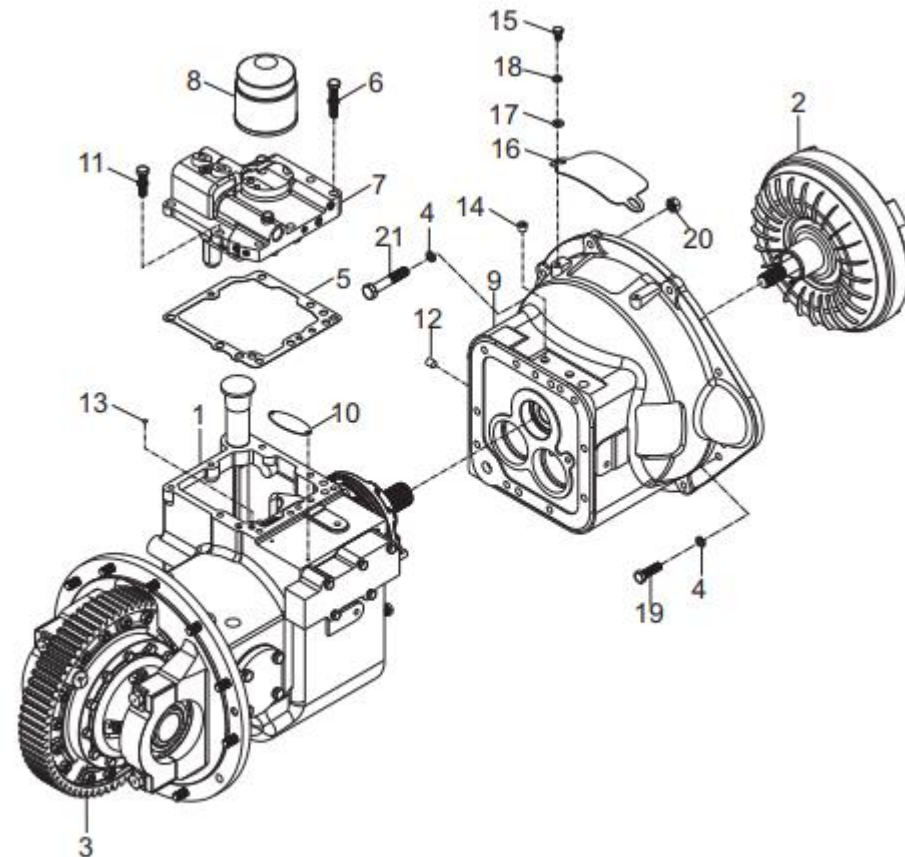






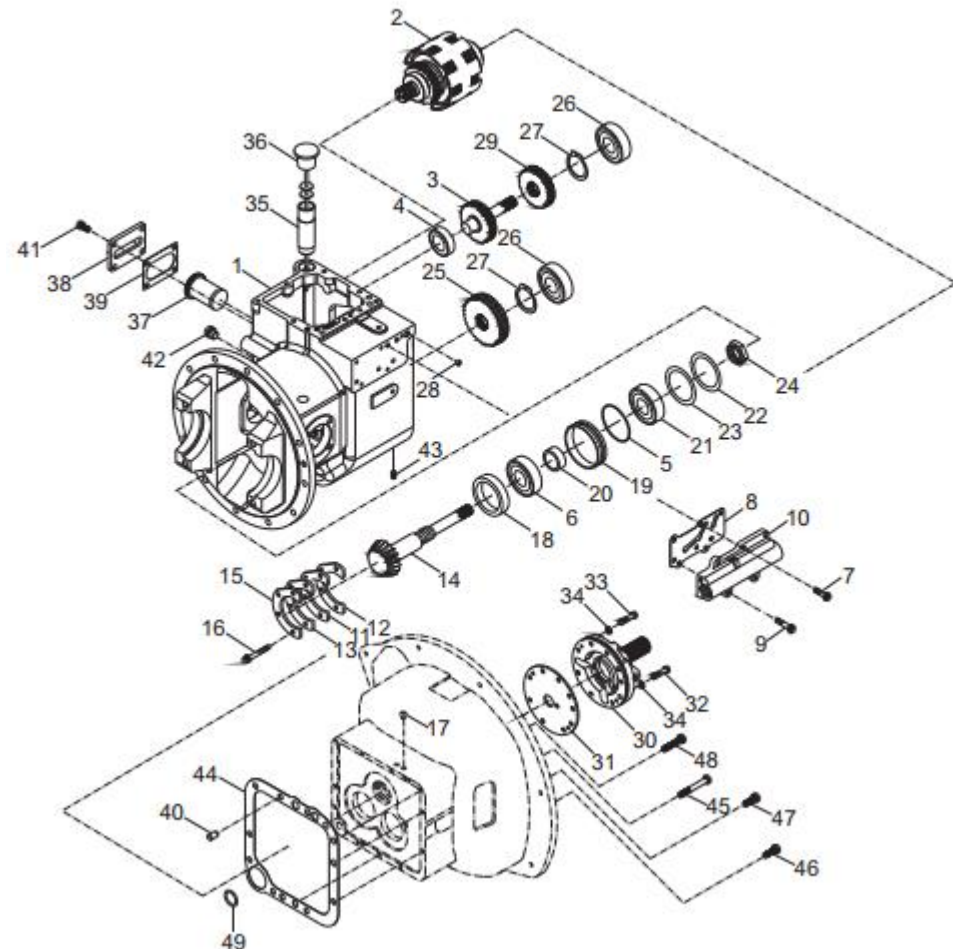
**Figure 21: TRANSMISSION UNIT (TOR-CON TYPE)**

序号 Item No	图号 Part No	版本 Edition	零部件名称 Description	件数 Q'ty	备注 Remark
A	H1M53-80501	05	Transmission unit (electric-hydraulic) 传动装置(电液换向)	1	进口 Imported
01	H1M53-80511	04	Transmission case 液力变速箱	1	See fig.22
02	H25S3-20001	03	Torque-converter 变矩器	1	
03	REF103664	01	Differential 差速器总成	1	See fig.25
04	B5050-00010	00	Washer,lock 垫圈10	8	GB93-87
05	11243-82531	00	Shim 垫片	1	
06	B0230-10055-X1	00	Bolt 组合螺栓M10x55	3	GB5782,GB93
07	H25S3-80601	01	Control valve ass'y 控制阀总成	1	
08	12163-82301	01	Filter,oil 滤油器	1	
09	H25S3-82001	02	Case,tor-con 变矩器壳体	1	
10	6TY10-06-05	01	Name plate 变速箱铭牌	1	
11	B0330-10040-X1	00	Bolt 组合螺栓M10x40	5	GB/T9074.15-88
12	22193-03001	01	Plug 堵塞	2	
13	Z6003-00901	00	O-ring 0型密封圈9x1.9	2	GB1235-76
14	22518-40151C	00	Plug 堵头总成	2	
15	B0330-08020	00	Bolt 螺栓M8x20	2	GB5783-86
16	15583-83611	00	Cover,tor-con 变矩器盖	1	
17	B5310-00008	00	Washer 垫圈8	2	GB97.1-85
18	B5050-00008	00	Washer,lock 垫圈8	2	GB93-87
19	B0330-10035	00	Bolt 螺栓M10X35	2	GB5786-86
20	B4123-00010	00	Nut 螺母M10	1	GB6170-86
21	B0230-10055	00	Bolt 螺栓M10X55	1	GB5782-86



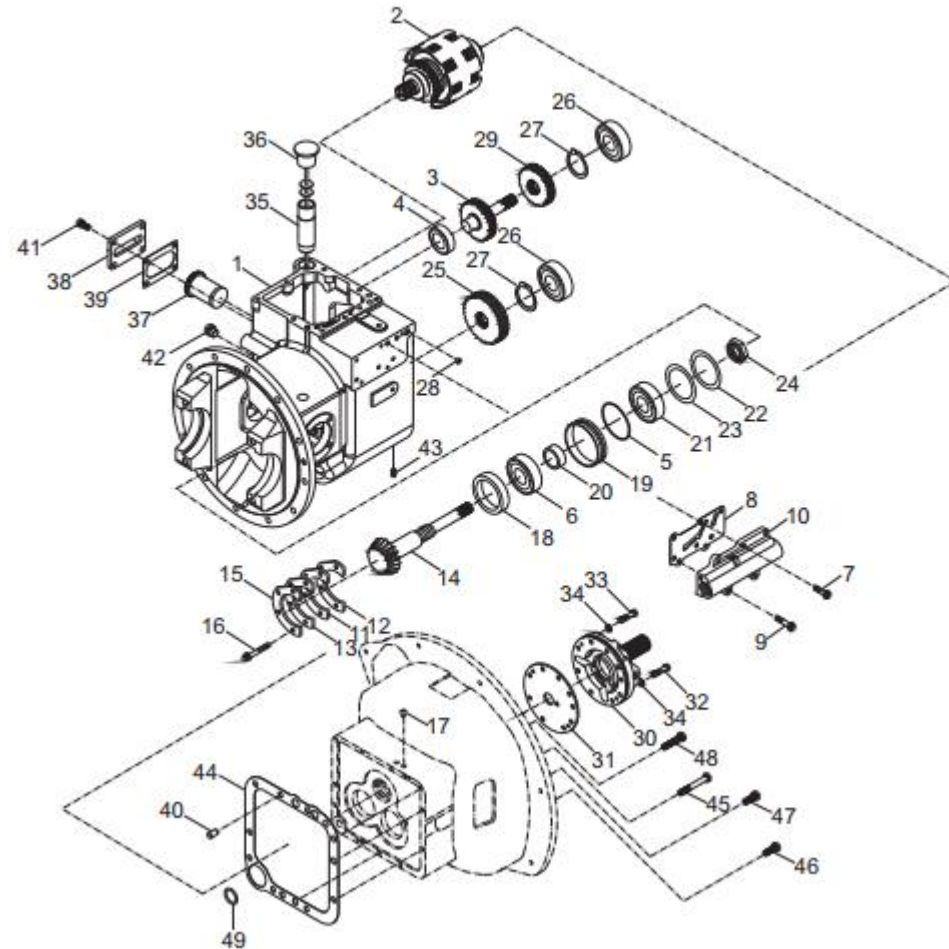
**Figure 22: TRANSMISSION CASE**

序号 Item No	图号 Part No	版本 Edition	零件名称 Description	件数 Q'ty	备注 Remark
A	H1M53-80511	04	Transmission case 液力变速箱	1	
01	H1M53-80061	03	Case,mission 壳体	1	
02	14883-80201	00	Clutch,hydraulic 离合器总成	1	See fig.23
03	12163-42201	00	Shaft,idler 惰轮轴	1	
04	Z-6206E	00	Bearing 轴承6206E	1	GB/T276-94
05	Z6003-08003	00	O-ring 0型密封圈80x3.1	1	GB1235-76
06	Z-32208	00	Bearing 轴承32208	1	GB/T 297-94
07	B0330-08025-X1	00	Combined bolt 组合螺栓M8x25	3	GB/T9074.15-81
08	15583-82081	00	Gasket 衬垫	1	
09	B0330-08050-X1	00	Combined bolt 组合螺栓M8x50	2	GB/T9074.15-81
10	15583-80202	01	Inching valve ass'y 微动阀总成	1	
11	12163-82581	00	Plate,bearing support 支承片	1	
12	12163-82571	00	Plate,bearing support 支承片	1	
13	12163-82591	00	Plate,bearing support 支承片	1	
14	12163-42221	00	Shaft,output 输出轴	1	
15	12163-82151	01	Plate,bearing support 支撑片	1	
16	B0330-08020-X1	00	Combined bolt 组合螺栓M8x20	4	GB5783-86
17	22518-40151C	00	Plug 堵头总成	2	
18	12163-82191	00	Collar 轴环	1	
19	12163-82121	00	Retainer,oil seal 油封保持架	1	
20	12163-82131	00	Seal,oil 油封	1	
21	Z-30208	00	Bearing 轴承30208	1	GB/T297-94
22	12163-82551	D00	Gasket 垫	1	
23	12163-82501	00	Gasket 垫	1	
24	11243-82621	00	Nut 锁紧螺母	1	
25	12163-42231	00	Gear,output 输出齿轮	1	
26	Z-6207	00	Bearing 轴承6207	2	GB/T 276-94
27	B6050-00024	00	Snap ring 挡圈24	2	GB893.1-86
28	22518-40151	02	Plug 螺塞	1	
29	12163-42211	00	Cear,reverse idler 惰轮	1	



**Figure 22: TRANSMISSION CASE**

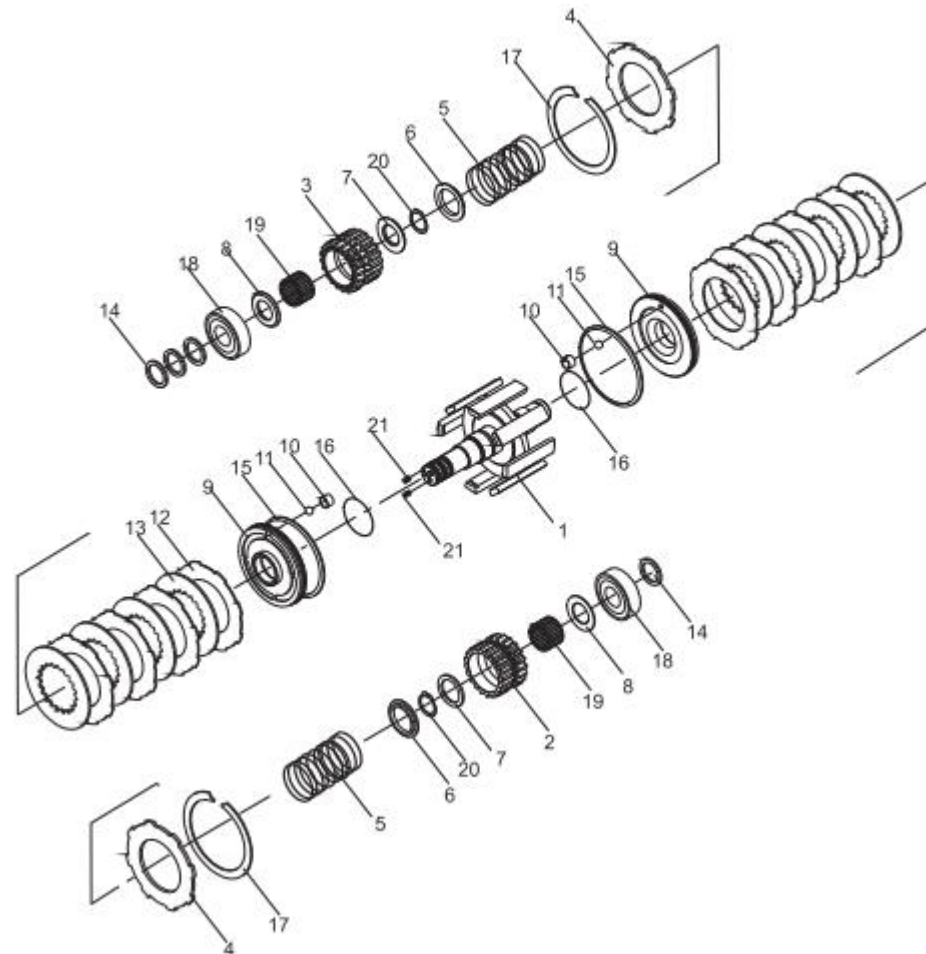
序号 Item No	图号 Part No	版本 Edition	零部件名称 Description	件数 Q'ty	备注 Remark
30	15583-80221	02	Charging pump ass'y 供油泵总成	1	See fig.24
31	15583-82201	00	Shim 垫片	1	
32	B0330-08040	00	Bolt 螺栓M8x40	2	GB5783-86
33	B0330-08045	00	Bolt 螺栓M8x45	4	GB5783-86
34	12163-82561	00	Gasket 衬垫	6	
35	12163-82221	01	Pipe oil fill 加油管	1	
36	12163-82232	02	Cup 加油口盖	1	
37	124U3-82521	02	Strainer 滤油器	1	
38	H2FH3-82031	00	Cover 密封端盖	1	
39	12163-82811	00	Gasket 滤油器纸垫	1	
40	H2MD3-82021	00	Pin 销12X20	2	
41	B0330-10025-X1	00	Combined bolt 组合螺栓M10x25	4	GB/T9074.15-88
42	H25S3-84001A	00	Plug 螺塞总成	1	
43	22193-03001	01	Plug 堵塞	1	
44	11243-82501	00	Shim 垫片	1	
45	B0230-10075-X1	00	Combined bolt 组合螺栓M10x75	1	GB5782,GB93
46	B0230-10055-X1	00	Combined bolt 组合螺栓M10x55	3	GB5782,GB93
47	B0330-10030-X1	00	Combined bolt 组合螺栓M10x30	4	GB/T9074.15-88
48	B0330-10050-X1	00	Combined bolt 组合螺栓M10x50	1	GB/T9074.15-88
49	Z6003-01502	00	O-ring 0型密封圈15x2.4	2	GB1235-76





**Figure 23: CLUTCH, HYDRAULIC**

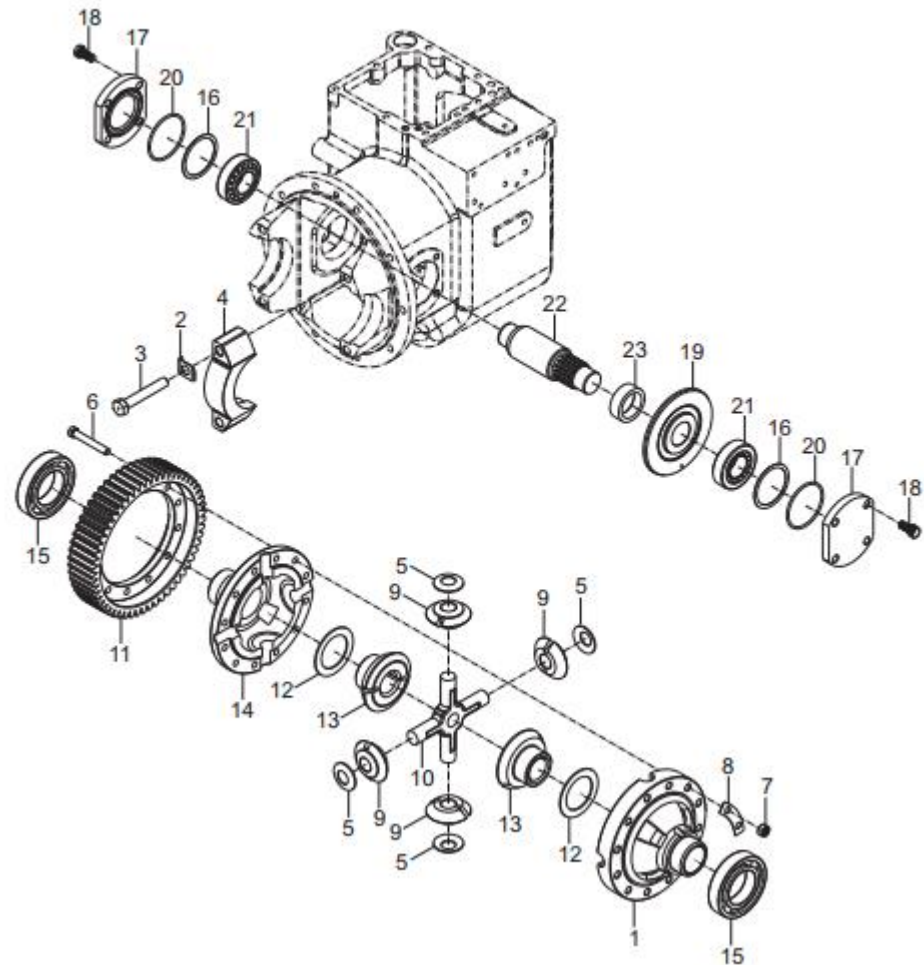
序号 Item No	图号 Part No	版本 Edition	零部件名称 Description	件数 Q'ty	备注 Remark
A	14883-80201	00	Clutch, hydraulic 离合器总成	1	
01	11243-80211	00	Shift, input 输入轴总成	1	
02	11243-82061	00	Gear, reverse 倒车档齿轮	1	
03	11243-82051	00	Gear, forward 前进档齿轮	1	
04	11243-82221	00	Plate, end 端板	2	
05	11243-82081	02	Spring, return 回程弹簧	2	
06	11243-82091	02	Seat, spring 弹簧座	2	
07	11243-82101	00	Ring, thrust 止推环A	2	
08	11243-82111	00	Ring, thrust 止推环B	2	
09	11243-82041	01	Piston 活塞	1	
10	11243-82121	02	Plug 塞	1	
11	Z1505-G0030	00	Ball, steel 钢球 $\varnothing$ 3	1	GB308-89
12	11243-82141	00	Plate, friction 摩擦片	8	
13	11243-82151	00	Plate, separator 隔片	8	
14	11243-82161	02	Ring, seal 密封环A	4	
15	11243-82171	00	Ring, seal 密封环B	2	
16	11243-82211	00	O-ring 0形圈33. 7X3. 5	2	GB1235-76
17	11243-82181	01	Snap, ring 卡环	2	
18	Z-6206-2RS	00	Bearing 轴承6206-2RS	2	GB/T276-94
19	11243-82201	00	Bearing, needle 滚针轴承	2	
20	B6150-00040	00	Snap, ring 挡圈40	2	GB894.1-86
21	B1830-08008	00	Screw 螺钉M8X8	2	GB80-85





**Figure 25: DIFFERENTIAL**

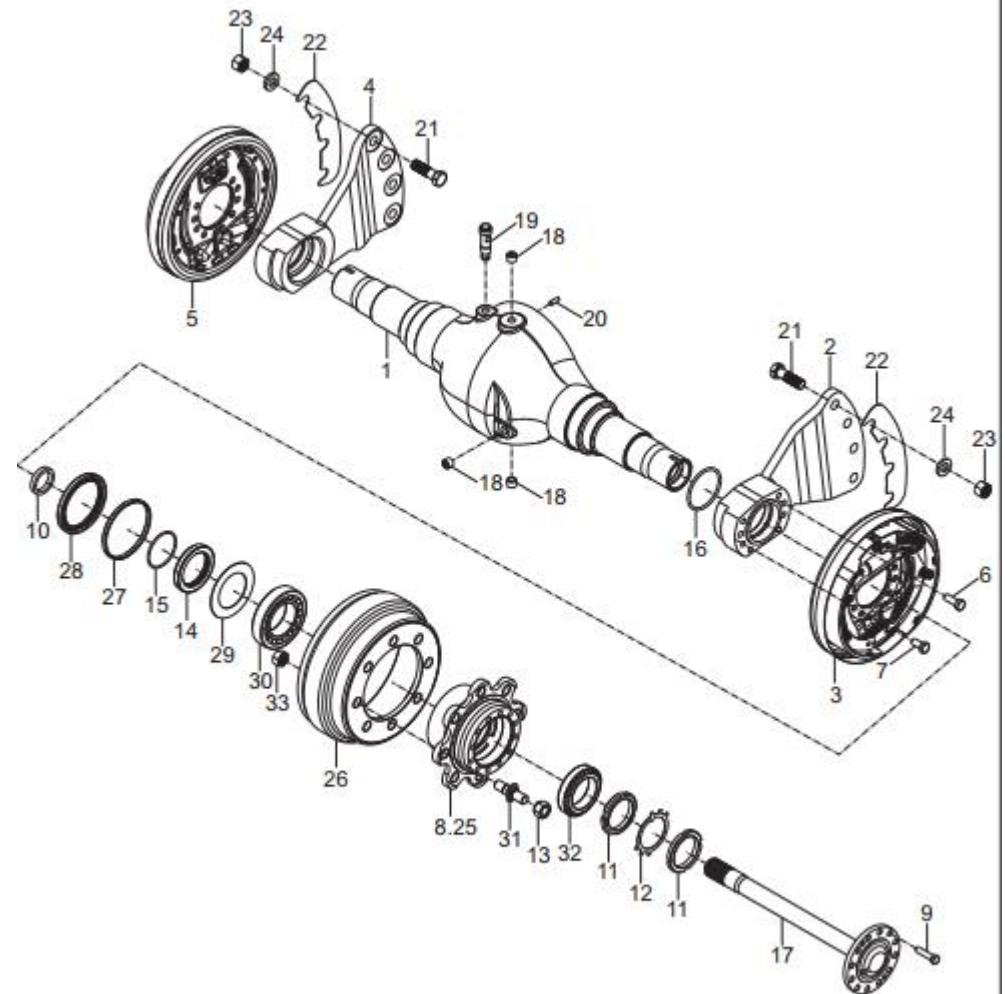
序号 Item No	图号 Part No	版本 Edition	零部件名称 Description	件数 Q'ty	备注 Remark
A	REF103664	01	Differential ass'y 差速器总成	1	
01	15413-52031	00	Case,cross(left) 左差速器壳	1	
02	10113-50131	01	Plate,lock 锁片	4	
03	15413-22021	01	Bolt 螺栓	4	
04	15413-22011	00	Seat 轴承座	2	
05	15413-52081	00	Washer,thrust 止推垫圈	4	
06	15413-52011	00	Bolt 螺栓	12	GB5782-86
07	B4223-00010	00	Nut 螺母M10X1.25	12	GB6171-86
08	10113-50141	00	Plate,lock 锁片	6	
09	15413-52071	01	Planet gear 行星齿轮	4	
10	15413-52051A	00	Shaft 十字轴	1	
11	12003-52011	00	Gear ring 齿圈	1	
12	20113-53181	00	Washer 垫片	2	
13	15413-52061	01	Gear,side 半轴齿轮	2	
14	15413-52021	00	Case,cross(right) 右差速器壳	1	
15	Z-6211	00	Bearing 轴承6211	2	GB/T276-94
16	15413-22081	00	Washer 垫片	2	
17	12003-22051	00	Cover 轴承盖	2	
18	B0330-10025-X1	00	Combined bolt 组合螺栓M10x25	8	GB/T9074.15-88
19	12003-22031	00	Gear,spiral vevel 螺旋伞齿轮	1	
20	Z6003-07503	00	O-ring 0型密封圈75x3.1	2	GB1235-76
21	Z-32207	00	Bearing 轴承32207	2	GB/T297-94
22	12003-22011	01	Shaft,finalpiniongear 齿轴	1	
23	12003-22041	00	Spacer 衬套	1	





**Figure 27: DRIVE AXLE**

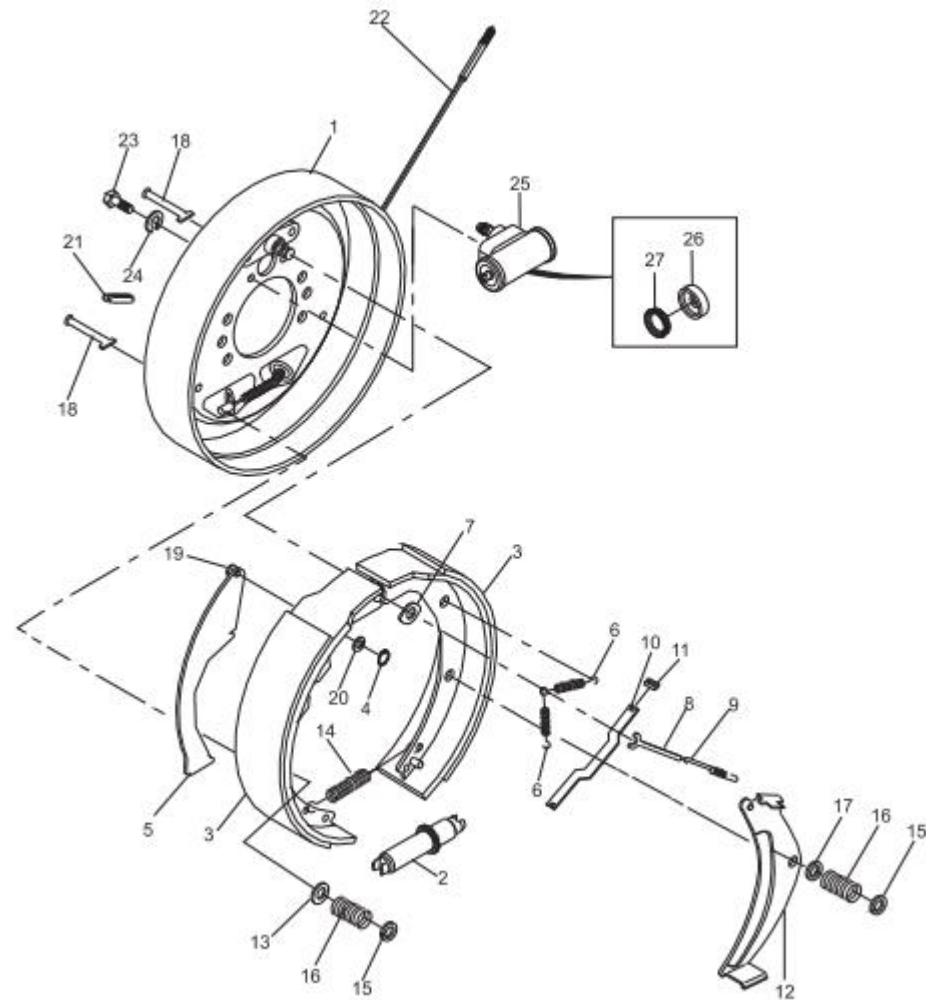
序号 Item No	图号 Part No	版本 Edition	零部件名称 Description	件数 Q'ty	备注 Remark
A	HK2S3-00001	02	Drive axle 驱动桥总成	1	
01	HK2S3-02041	01	Housing, axle 桥壳	1	
02	HK2S3-02171	03	Collar L.H. 连接套管(左)	1	
03	HK2S3-00401	01	Wheel rim ass'y L.H. 制动器总成(左)	1	See Fig.28
04	HK2S3-02161	04	Collar R.H. 连接套管(右)	1	
05	HK2S3-00501	01	Wheel rim ass'y R.H. 制动器总成(右)	1	See Fig.28
06	25953-72001	00	Bolt 螺栓(3T制动器用)	4	
07	A22A3-02051	01	Bolt 螺栓(2-3吨制动器用)	12	
08	AE773-00301	01	Drum, brake & hub (Inc.25-33) 制动鼓轮毂总成	2	
09	24453-02061	02	Bolt 螺栓	24	
10	HK2S3-02031	02	U-ring U型密封圈48x62x10	2	
11	A7S33-02331	01	Nut 圆螺母M75x2	4	
12	B5512-00075	00	Washer 垫圈75	2	GB858-88
13	23913-02041	01	Ball faced nut 球螺母	16	
14	AE773-02191	00	Seat 油封座	2	
15	Z6053-08003	00	O-ring O型密封圈80X3.55	2	GB3452.1-92
16	Z6051-09004	00	O-ring O型密封圈90X5.3	2	GB3452.1-92
17	HK2S3-02051	00	Shaft, drive 半轴	2	
18	22193-03001	01	Plug 堵塞	3	
19	22253-02063C	01	Breather plug 透气塞	1	
20	B3120-08026	00	Pin 销B8X26	1	GB119-86
21	B0430-20070	00	Bolt 螺栓M20X1.5X70	8	GB5785-86
22	HRA24K3003	00	Shim 调整垫圈组	2	
23	B4530-00020	00	Nut 螺母M20X1.5	8	GB6176-86
24	A24K3-02071	00	Washer 垫圈	8	
25	AE773-02081	00	Hub 轮毂	1	
26	AE773-02071	00	Drum, brake 制动鼓	1	
27	H24N3-02061	01	Snap ring 挡环	1	
28	H24N3-02131	01	U-ring U型密封圈110X140X12	1	
29	H24N3-02071	01	Retainer 挡油环	1	





**Figure 28: WHEEL BRAKE**

序号 Item No	图号 Part No	版本 Edition	零部件名称 Description	件数 Q'ty	备注 Remark
A	HK2S3-00401	01	Wheel brake ass'y(L.H.)制动器总成(左)	1	
-	HK2S3-00501	01	Wheel brake ass'y(R.H.)制动器总成(右)	1	
01	HK2S3-00411	00	Back plate ass'y 制动器底板总成	1	左右对称各一 Left & right types
02	23653-72041	D00	Adjuster L.H. 间隙调整器(左)	1	
-	23653-72041	D00	Adjuster R.H. 间隙调整器(右)	1	
03	23653-73021	D01	Brake shoe 摩擦片总成	2	
04	A01C3-72621	D00	Snap ring, pin axle 杆销挡圈	1	
05	23653-72071G	D00	Lever brake L.H. 手制动拉杆(左)	1	
-	23653-72071A	D00	Lever brake R.H. 手制动拉杆(右)	1	
06	23673-72261	D00	Spring, shoe return 回位弹簧	2	
07	23653-72131	D00	Plate, shoe guide 垫片	1	
08	23653-72161	D00	Stopper, pole lever 顶杆	1	
09	23653-72171	D00	Spring, actuator 回位弹簧	1	
10	23653-72081	D00	Strut 手制动推杆	1	
11	22673-72391	D00	Spring 压缩弹簧	1	
12	23653-72151	D00	Lever pole L.H. 调整杠杆(左)	1	
-	23653-72151G	D00	Lever pole R.H. 调整杠杆(右)	1	
13	23653-72191	D00	Washer, cup 压簧座	3	
14	23653-72051	D00	Spring 弹簧	1	
15	23653-72111	D00	Washer, cup 压簧盖	4	
16	23653-72091	D00	Spring 弹簧	4	
17	23653-72121	D00	Washer, cup 压簧座	1	
18	23653-72101	D00	Pin, shoe hold 压簧拉杆	4	
19	22673-72231	D00	Pin, lever 支撑销	1	
20	A01C3-72611	D00	Spring shim 弹性垫片	1	
21	24433-70040G	D00	Plug, rubber 胶堵	1	
22	OC11246-14603	D00	Cable L.H. 制动钢索总成(左)	1	
-	OC11246-24603	D00	Cable R.H. 制动钢索总成(右)	1	
23	B0330-08016	00	Bolt 螺栓M8X16	2	GB5783-86
24	B5050-00008	00	Washer, lock 垫圈8	2	GB93-87



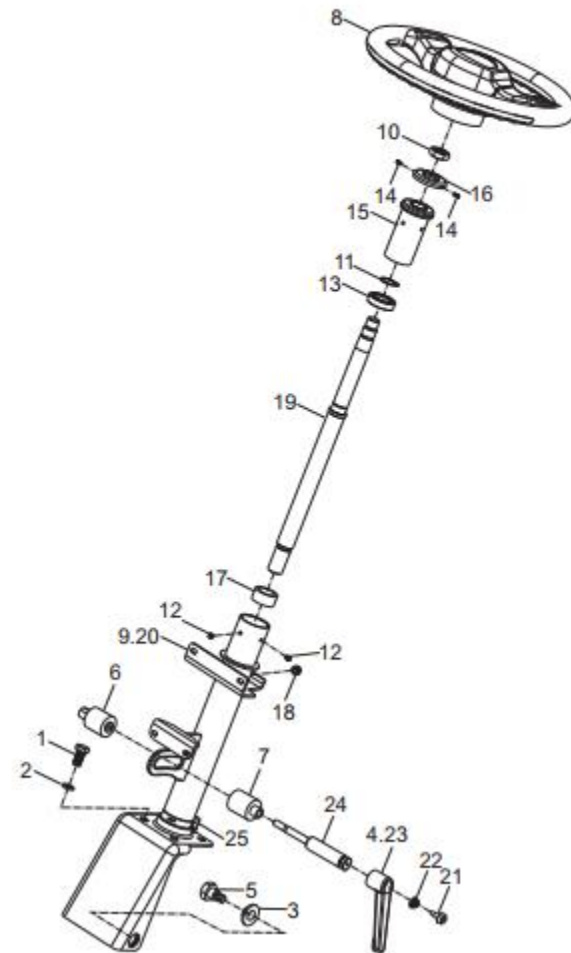






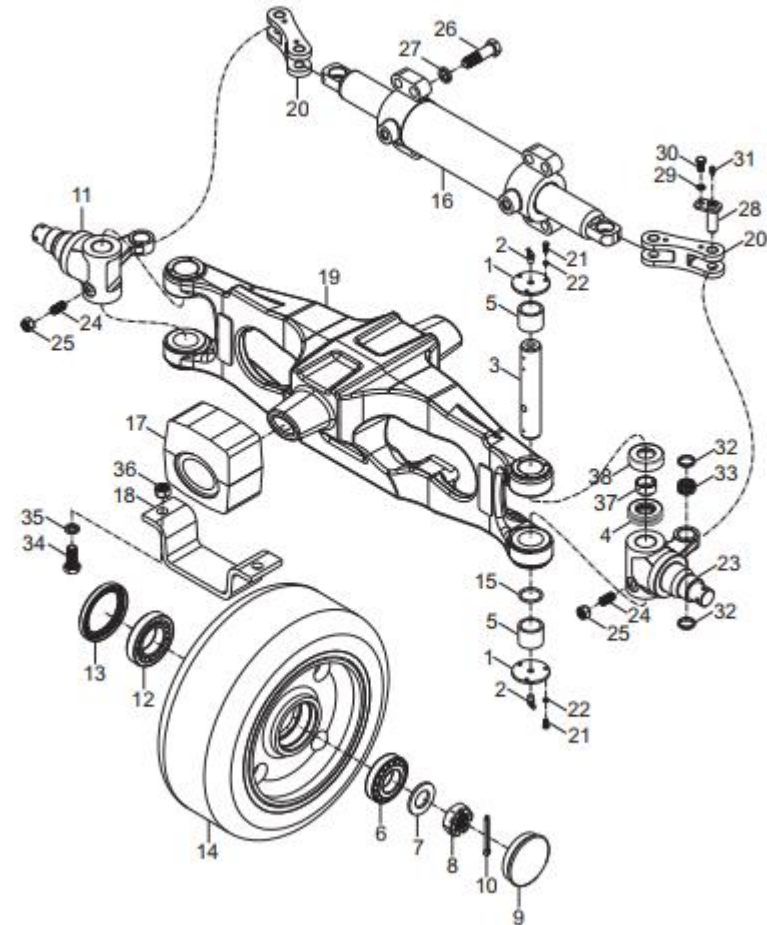
**Figure 30: STEERING SYSTEM**

序号 Item No	图号 Part No	版本 Edition	零部件名称 Description	件数 Q'ty	备注 Remark
A	G2KE4-10001	05	Steering system 转向系统	1	
01	B0330-10020	00	Bolt 螺栓M10X20	4	GB5783-86
02	B5050-00010	00	Washer,lock 垫圈10	4	GB93-87
03	G27Z4-12011	01	Washer 垫圈	2	
04	H2MD4-10301	01	Lever ass'y(Inc.21-24) 手柄总成	1	
05	G27Z4-12001	01	Bolt 螺栓	2	
06	KM914-12011	04	Nut 螺母	1	
07	KM914-12031	02	Spacer 套管	1	
08	H2MD4-10401	01	Handle shaft ass'y 方向盘总成	1	标配带HELI字样 Normal with HELI
-	H2MD4-10501	00	Handle shaft ass'y 方向盘总成	1	不带HELI字样包装 Optional without HELI/Neutral Packing
-	H2MD4-10601	00	Handle shaft ass'y 方向盘总成	1	选用 去手刹球 Optional take out knob
09	H2MD4-10101	04	Column ass'y(Inc.10-20,25)转向管柱总成	1	
10	B4413-00016	00	Nut 螺母M16X1.5	1	GB6173-86
11	B6150-00020	00	Snap ring 挡圈20	1	GB894.1-86
12	B8432-05008	00	Screw 螺钉M5X8	2	GB75-85
13	Z-61904	00	Bearing 轴承61904	1	GB/T276-94
14	B1932-03008	00	Screw 螺钉M3X8	2	GB73-85
15	G27Z4-12371	01	Spacer 隔套	1	
16	G27Z4-12381	01	Conductive ring 导电圈	1	
17	G27Z4-12391	01	Wearing 支承圈	1	
18	G27Z4-12411	01	Grommet 喇叭线套	1	
19	H2MD4-12061	01	Transmission shaft 传动轴	1	
20	H2MD4-10201	03	Bracket 转向机架	1	
21	G27Z4-12031C	00	Nut 螺母	1	
22	G27Z4-12031D	00	Spring 螺旋弹簧	1	
23	G27Z4-12031A	02	Lever 手柄	1	
24	H2MD4-12071	02	Bolt 锁紧螺栓	1	
25	H9DA6-43581	00	Bracket L形支架	2	



**Figure 31: STEERING AXLE**

序号 Item No	图号 Part No	版本 Edition	零部件名称 Description	件数 Q'ty	备注 Remark
A	HK2S4-30001	01	Steering axle 横置油缸转向桥	1	
01	A7V94-32051	00	Cap 主销盖	4	
02	Q701B45	00	Fitting 弯颈式滑脂嘴	4	ZBT33001.2-88
03	A7V94-32031	00	Pin 转向节主销	2	
04	Z-51208	00	Bearing 轴承51208	2	GB/T301-95
05	Z-943-32	00	Bearing 轴承943/32, GB290-98	4	
06	Z-30208	00	Bearing 轴承30208	2	GB/T297-94
07	B5310-00030	00	Washer 垫圈30	2	GB97.1-85
08	A21B4-32311	00	Nut 螺母M30X2	2	
09	A24K4-32061	00	Cap 轮毂盖	2	
10	B3010-6P360	00	Pin 销6. 3X60	2	GB91-87
11	AE774-32031	00	Knuckle R.H. 转向节(右)	1	
12	Z-30210	00	Bearing 轴承30210	2	GB/T297-94
13	Z6301-07523	00	U-ring U形密封圈75X100X100	2	GB9877.1-88
14	AE774-40301	00	Rear wheel ass'y 后轮总成	2	See Fig.25
15	23654-32161	00	O-ring O型密封圈	2	
16	A7V94-30201	01	Steering cylinder ass'y 转向油缸总成	1	See Fig.33
17	H24N4-32451	02	Damping block 减震块	2	
18	H24N6-12142	04	Bracket 支架	2	
19	A7V94-32001	02	Steering axle body 铸造转向桥体	1	
20	AE774-32011	00	Link 连杆	2	
21	B0330-05012	00	Bolt 螺栓M5X12	12	GB5783-86
22	B5050-00005	00	Washer,lock 垫圈5	12	GB93-87
23	AE774-32021	00	Knuckle L.H. 转向节(左)	1	
24	G27Z4-32011	00	Screw 紧定螺钉M12X30	2	
25	B4123-00012	00	Nut 螺母M12	2	GB6170-86
26	B0632-16060	00	Bolt 螺栓M16X60	8	GB27-88
27	B5050-00016	00	Washer,lock 垫圈16	8	GB93-87
28	A7V94-32021	00	Pin 连杆销	4	
29	B5050-00008	00	Washer,lock 垫圈8	4	GB93-87









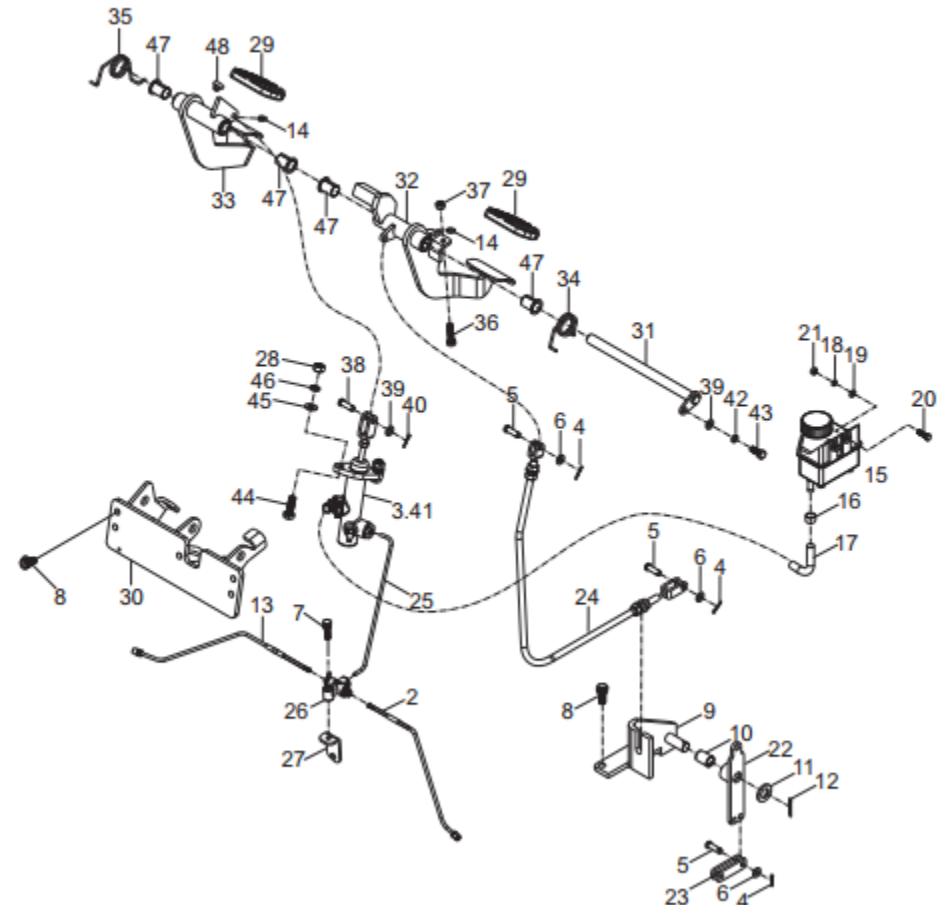






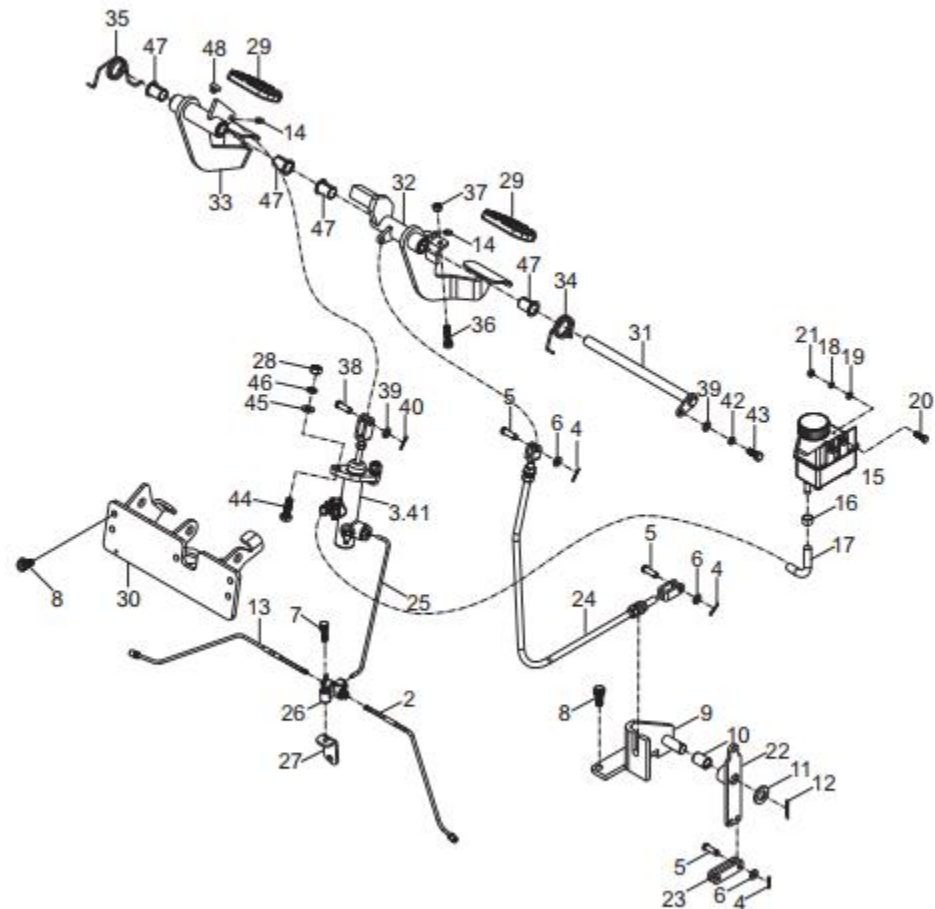
**Figure 36: SERVICE BRAKE & INCHING CONTROL PEDAL ASS'Y**

序号 Item No	图号 Part No	版本 Edition	零部件名称 Description	件数 Q'ty	备注 Remark
A	H2MD5-40001	D21	Service brake & inching control pedal ass'y	1	
01	H2MD5-41801C	01	Brake & inching ass'y(Inc.28-46)	1	
02	HK2S5-40101	01	Steel tube L.H.	1	
03	H2MD5-40902XLB	00	Repair kit,brake pump	1	
04	B3010-2P516	00	Pin	2	GB91-86
05	B3220-08026	00	Pin	4	GB882-86
06	B5310-00008	00	Washer	5	GB97.1-85
07	B0330-08030-X1	00	Combined bolt	1	GB/T9074.15-88
08	B0330-10025-X1	00	Combined bolt	7	GB/T9074.15-88
09	H2MD5-41511	00	Plate	1	
10	Z2131-01625	00	Bushing	1	Q/AC40001-2002
11	B5310-00016	00	Washer	1	GB97.1-85
12	B3010-3P226	00	Pin	1	GB91-86
13	HK2S5-40201	01	Steel tube R.H	1	
14	Z2500-00610	00	Oil cup	2	JB/T 7940.1-1995
15	H2MD5-40701	02	Fitting	1	
16	Z4592-10016	00	Clip	2	
17	HRH08E5411 207E5-49011	D02	Hose	1	
18	B5050-00006	00	Washer,lock	2	GB93-87
19	B5310-00006	00	Washer	2	GB97.1-85
20	B0330-06020	00	Bolt	2	GB5783-86
21	B4123-00006	00	Nut	2	GB6170-86
22	H2MD5-41501	00	Plate	1	
23	G27Z5-42091	02	Plate	2	
24	H2MD5-41951	D02	Guy cable	1	
25	H2MD5-41621	02	Hose ass'y	1	
26	H2MD5-41651	00	Three-way	1	
27	H1M55-42021	00	Bracket	1	
28	B4123-00010	00	Nut	2	GB6170-86
29	H2LD5-32451	00	Pedal pad	2	



**Figure 36: SERVICE BRAKE & INCHING CONTROL PEDAL ASS'Y**

序号 Item No	图号 Part No	版本 Edition	零部件名称 Description	件数 Q'ty	备注 Remark
30	H2MD5-41901	02	Bracket 制动微动支架	1	
31	H2MD5-40601	02	Pin 销轴总成	1	
32	H2MD5-40101	07	Inching pedal(Inc.14,47) 微动踏板总成	1	
33	H2MD5-40201C	00	Brake pedal(Inc.14,47-48)制动踏板总成	1	
34	H2MD6-42591	00	Spring L.H. 扭转弹簧(左)	1	
35	H2MD6-42391	02	Spring R.H. 扭转弹簧(右)	1	
36	B0330-08040	00	Bolt 螺栓M8x40	1	GB5783-86
37	B4123-00008	00	Nut 螺母M8	1	GB6170-86
38	B3220-08026	00	Pin 销B8x26	1	GB882-86
39	B5310-00008	00	Washer 垫圈8	2	GB97.1-85
40	B3010-2P516	00	Pin 销2.5x16	1	GB91-86
41	H2MD5-40902	01	Brake pump(Inc.03) 制动总泵	1	
42	B5050-00008	00	Washer,lock 垫圈8	1	GB93-87
43	B0330-08016	00	Bolt 螺栓M8x16	1	GB5783-86
44	B0330-10030	00	Bolt 螺栓M10x30	2	GB5783-86
45	B5310-00010	00	Washer 垫圈10	2	GB97.1-85
46	B5050-00010	00	Washer,lock 垫圈10	2	GB93-87
47	Z2131-01625	00	Bushing 钢背轴承1625	4	Q/AC40001-200
48	H25S5-43211	00	Rubbe 尼龙顶轴	1	

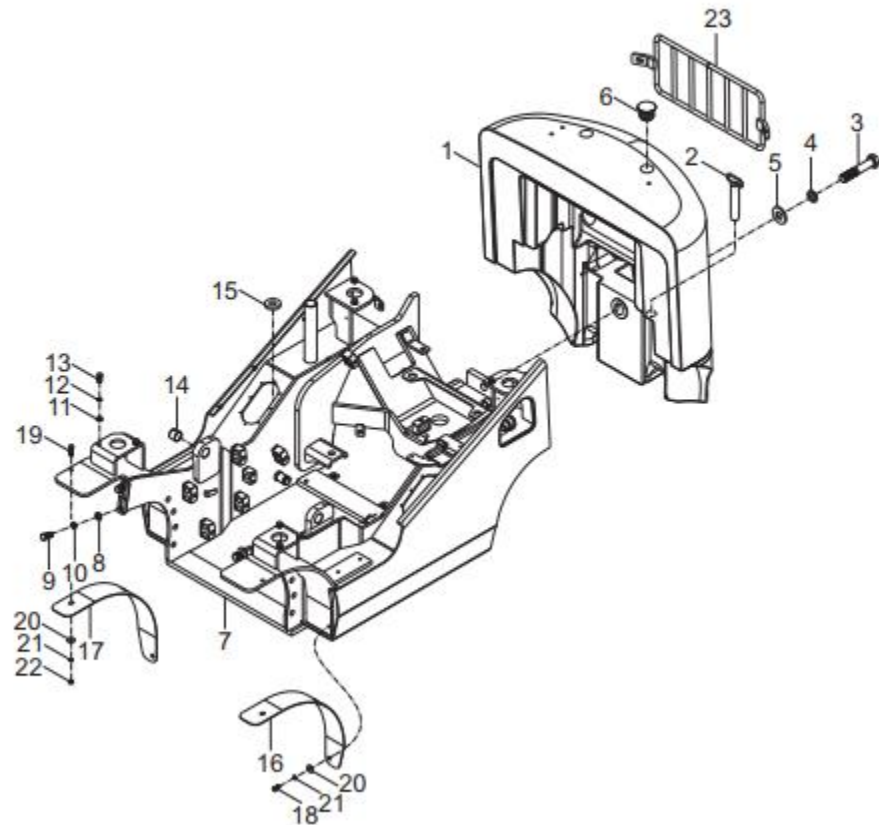






**Figure 38: FRAME AND COUNTER WEIGHT**

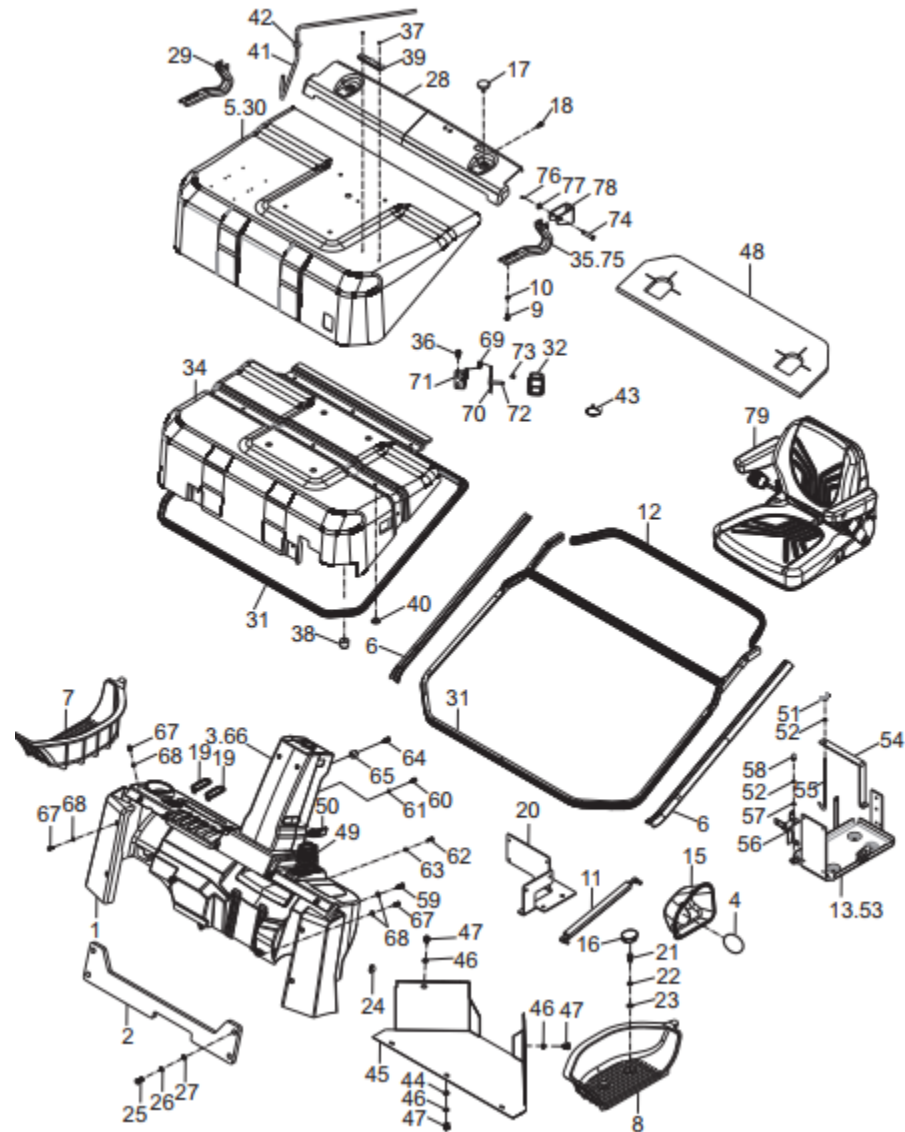
序号 Item No	图号 Part No	版本 Edition	零部件名称 Description	件数 Q'ty	备注 Remark
A	HRHK2S6301	01	Counter weight ass'y(Inc.01-06)	平衡重安装	1
01	HH2S6-32001	03	Counter weight	平衡重体	1 2t
-	HK2S6-32001	03	Counter weight	平衡重	1 2.5t
-	HHS26-32001	03	Counter weight	平衡重体	1 3t
-	HS3Z6-32001	03	Counter weight	平衡重体	1 3.2t
02	25596-32051	00	Pin	牵引销	1
03	B0230-30160	00	Bolt	螺栓M30X160	1 2t GB5782-86
-	B0230-30180	00	Bolt	螺栓M30X180	1 2.5t GB5782-8
-	B0230-30200	00	Bolt	螺栓M30X200	1 3t,3.2t GB5782-86
04	B5050-00030	00	Washer,lock	垫圈30	1 GB93-87
05	22216-30051	01	Washer	平垫圈	1
06	A24K6-32011	01	Cap	平衡重饰盖	2
07	HK2S6-10001	03	Frame	车架	1 CPYD03-25C-MIH,M2
-	HHS26-10001	02	Frame	车架	1 CPYD03-32C-MIH,M2
-	HZ2Y6-10001	03	Frame	车架	1 CPYD03-25C-MIH,M2
-	HB5Y6-10001	02	Frame	车架	1 CPYD03-32C-MIH,M2
-	H2MS6-10001	00	Frame	车架	1 CPYD03-25C-KU1H
-	H2PS6-10001	00	Frame	车架	1 CPYD03-32C-KU1H
-	HYK26-10001	00	Frame	车架	1 CPYD03-25C-KU1H
-	HYM26-10001	00	Frame	车架	1 CPYD03-32C-KU1H
08	B5310-00016	00	Washer	垫圈16	4 GB97.1-85
09	B0530-16035	00	Bolt	螺栓M16X1.5X35	4 GB5786-86
10	B5050-00016	00	Washer,lock	垫圈16	4 GB93-87
11	B5310-00012	00	Washer	垫圈12	8 GB97.1-85
12	B5050-00012	00	Washer,lock	垫圈12	8 GB93-87
13	B0530-12025	00	Bolt	螺栓M12X1.25X25	8 GB5786-86
14	Z2133-03530	00	Bushing	钢背轴承3530	2 Q/AC40001-201
15	G0176-10011	00	Magnet	磁铁 $\phi 60/\phi 27 \times 10$	4
16	HHS26-12021	01	Baffle L.H.	挡板(左)	1 3-3.2t
17	HHS26-12031	01	Baffle R.H.	挡板(右)	1 3-3.2t





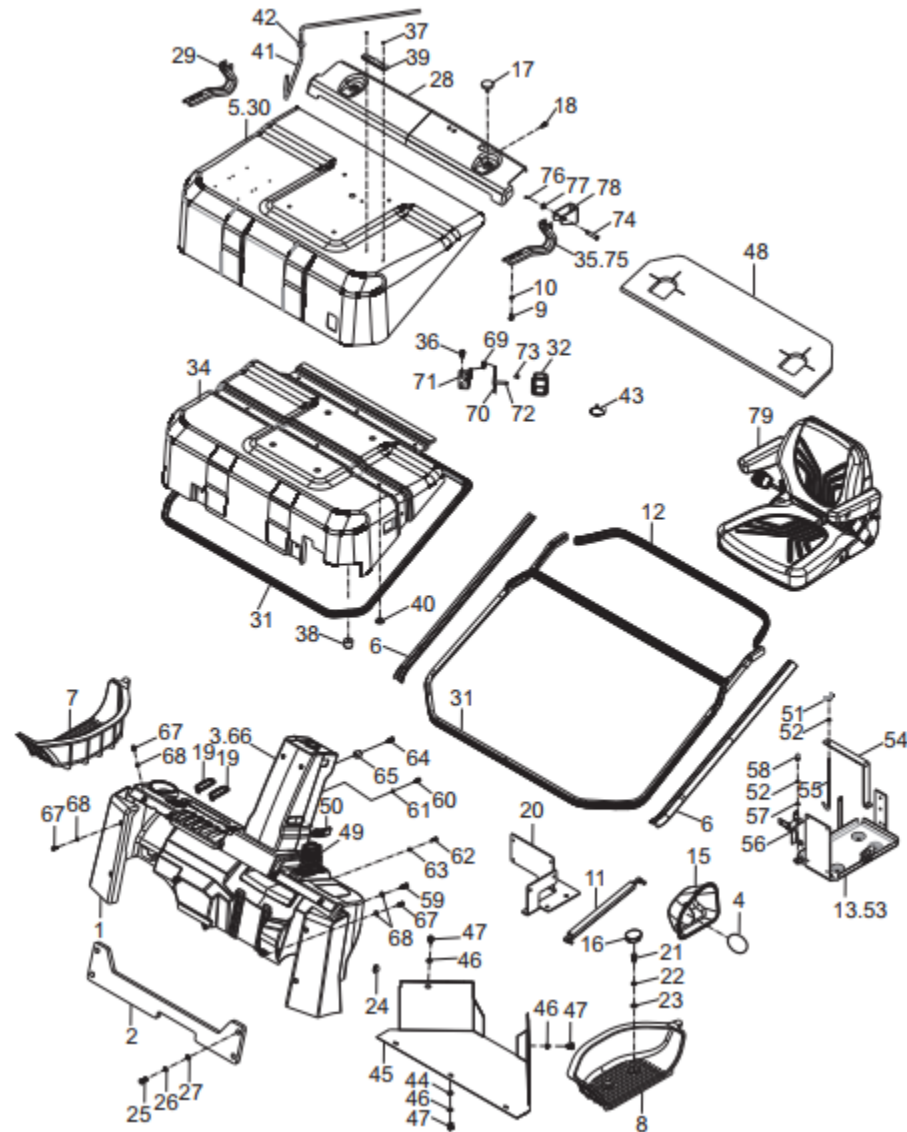
**Figure 39: HOOD AND SEAT**

序号 Item No	图号 Part No	版本 Edition	零部件名称 Description	件数 Q'ty	备注 Remark
A	HK2S6-40001	D04	Hood	1	机罩类
01	HRH1M56403	01	Cabinet	1	仪表架总成
02	H1M56-41201	00	Lever ass'y	1	前拉杆总成
03	HRH1M56405	02	Meter support ass'y (Inc.59-68)	1	仪表台总成
04	H1M56-42511	00	Rubber mat	1	加油罩橡胶垫
05	HRH1M56401	07	Hood ass'y(Inc.29-43)	1	机罩总成(部件)
06	H1M56-42851	D00	Seal	2	D型密封条
07	H1M56-42861	00	Treadboard R.H.	1	脚踏板(右)
08	H1M56-42871	00	Treadboard L.H.	1	脚踏板(左)
09	B0330-08016	00	Bolt	2	螺栓M8X16
10	B5050-00008	00	Washer,lock	2	垫圈8
11	H1M56-42881	D01	Shock,absorber	1	气弹簧
12	H1M56-42891	D01	Seal	1	水箱盖板密封条
13	H9DA6-40831	01	Bracket(Inc.51-58)	1	电瓶架
14	H1M56-41301	02	Plate ass'y(Inc.44-47)	1	封板总成
15	HK2S6-42001	00	Boot	1	加油罩
16	H1M56-42471	00	Cover	4	脚踏板防尘盖
17	A22A6-42511	01	Screw	2	螺钉
18	B0330-08025-X	00	Combined bolt	4	组合螺栓M8X25
19	H1M56-42921	00	Cover	4	操纵杆盖板
20	GY1K6-40451	00	Bracket	1	ECU支架总成
21	B0330-10020	00	Bolt	4	螺栓M10X20
22	B5050-00010	00	Washer,lock	4	垫圈10
23	B5310-00010	00	Washer	4	垫圈10
24	H2MD6-42491	00	Plug	2	密封塞
25	B0330-16040	00	Bolt	4	螺栓M16X40
26	B5050-00016	00	Washer,lock	4	垫圈16
27	B5310-00016	00	Washer	4	垫圈16
28	H1M56-43061	01	Cover	1	改制水箱盖板
29	H1M56-40401	00	Hinge ass'y	1	铰链总成



**Figure 39: HOOD AND SEAT**

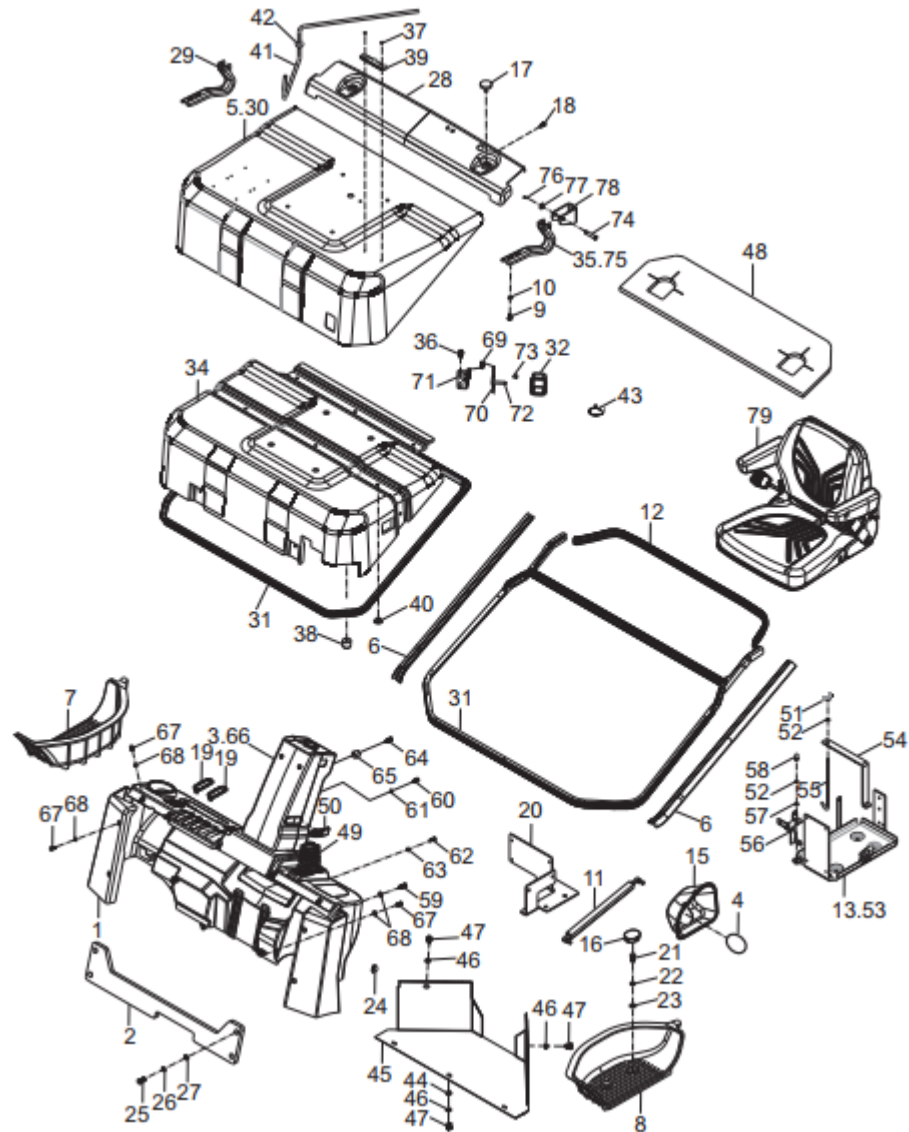
序号 Item No	图号 Part No	版本 Edition	零部件名称 Description	件数 Q'ty	备注 Remark
30	H1M56-40101	02	Hood 机罩总成	1	
31	H1M56-42081	00	Seal 机罩密封条	1	
32	KM916-42161	02	Cap 护罩	1	
33	KM916-40811	02	Lock ass'y(Inc.69-73) 锁体总成	1	
34	H1M56-42071	02	Insulator 隔热垫	1	
35	H1M56-40201	00	Hinge ass'y(Inc.74-78) 铰链总成	1	
36	B0330-08020-X	00	Combined bolt 组合螺栓M8x20	6	GB/T9074.17-88
37	B2391-04008	00	Screw 开口型铆钉4x8	2	GB/T12618.3-2006
38	H1M56-40901	00	Rubber 缓冲胶垫	2	
39	A79S6-40151	01	Clip 资料夹	1	
40	H24C6-42731	01	Clip 卡子	10	
41	H2YY2-40903	00	Wiring harness 座椅开关过渡线	1	
42	A65E5-10311	01	Rubber ring 出线胶圈	1	
43	D12GZ15055	00	Belt clip 固定式扎带	1	
44	H2MD6-43491	00	Washer 垫圈	5	
45	H1M56-42981	01	Plate 风道封板	1	
46	H2MD6-43481	01	Washer 锁扣垫圈	5	
47	H2MD6-43471	01	Buckle 封板锁扣	5	
48	H1M56-42961	00	Sound insulating pad of the radiator cover plate 水箱盖板隔音垫	1	
49	H2MD6-43511	00	Shield 手制动护罩	1	
50	H2MD6-43521	00	Shield for adjusting handle 调节手柄护罩	1	
51	B4910-00006	00	Nut 螺母M6x1	1	GB62-88
52	B5310-00006	00	Washer 垫圈6	2	GB97.1-85
53	H9DA6-40841	01	Bracket 电瓶支架	1	
54	H9DA6-40861	01	Bracket 电瓶固定支架	1	
55	23652-42041G	02	Rod 螺杆	1	
56	H9DA6-40801	00	Bracket 线束支架	1	
57	B5050-00006	00	Washer,lock 垫圈6	1	GB93-87
58	B1210-06012	00	Screw 螺钉M6x16	1	GB818-85
59	H2MD6-44171	00	Screw 内六角螺钉M6x20	2	GB70-85





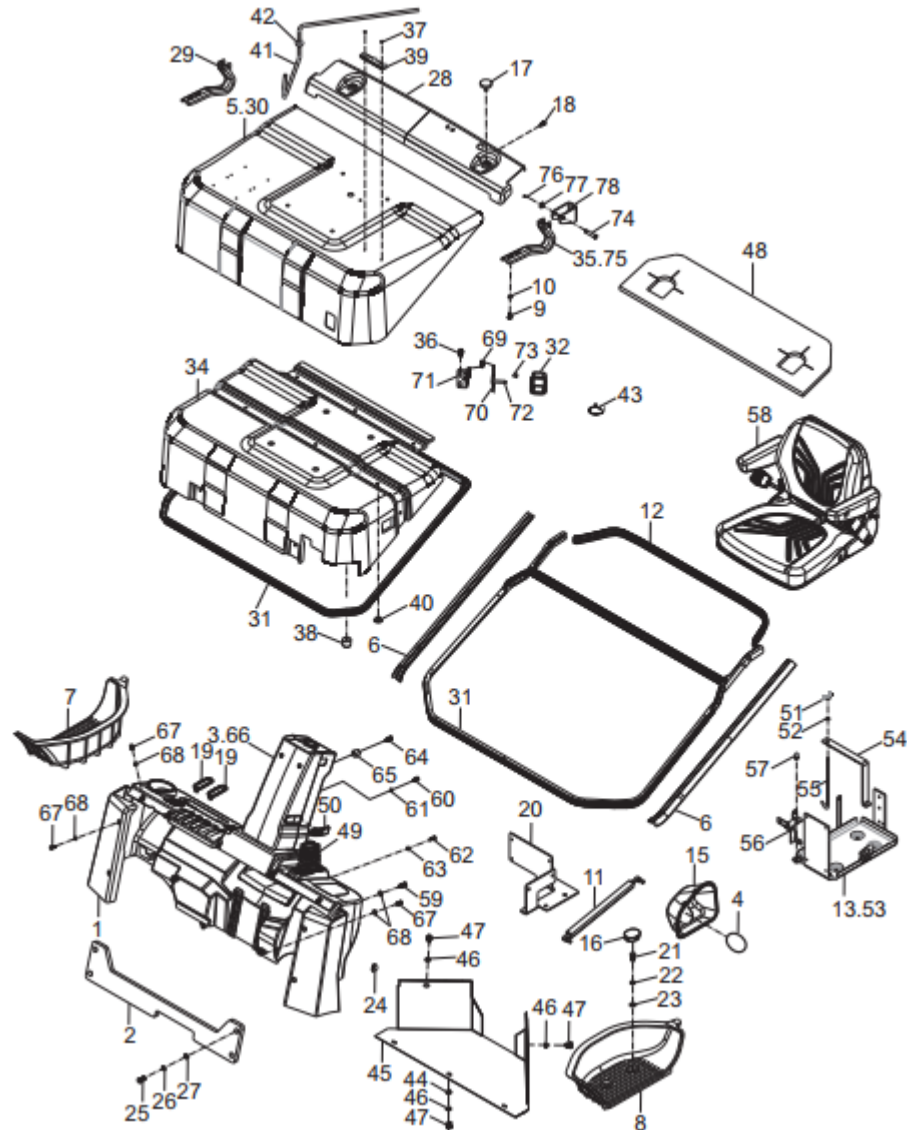
**Figure 39: HOOD AND SEAT**

序号 Item No	图号 Part No	版本 Edition	零部件名称 Description	件数 Q'ty	备注 Remark
60	B1210-05020	00	Screw 螺钉M5x20	4	GB818-85
61	B5310-00005	00	Washer 垫圈5	4	GB97.1-85
62	B1210-06016	00	Screw 螺钉M6x16	2	GB818-85
63	B5310-00006	00	Washer 垫圈6	2	GB97.1-85
64	H2MD6-44141	00	Plug 仪表后盖板安装孔堵塞	4	
65	H2MD6-44161	00	Screw 十字槽小盘头螺钉M5x60	4	GB/T 823
66	H1M56-41001	00	Meter support 仪表台总成	1	
67	H2MD6-44111	00	Screw 内六角螺钉M6x16	21	GB70-85
68	H2MD6-44121	00	Washer 垫圈6	19	GB97.1-85
69	KM916-42311	01	Spring 弹簧	1	
70	KM916-42181	02	Hook 弹性锁钩	1	
71	KM916-42171	01	Bracket 支架	1	
72	KM916-42191	01	Lever 手柄	1	
73	KM916-42201	01	Pin 销轴	1	
74	B3010-3P220	00	Pin 销3.2x20	1	GB91-86
75	H1M56-42061	00	Hinge 铰链	1	
76	G0U26-42391	00	Insulator 销B10x50	1	GB882-86
77	B5310-00010	00	Washer 垫圈10	1	GB97.1-85
78	H1M56-40211	00	Seat 铰链支座	1	
79	H24C6-80031	D01	Seat 天成半悬浮座椅(不带电锁)	1	Tiancheng Half suspending without lock



**Figure 40: HOOD AND SEAT**

序号 Item No	图号 Part No	版本 Edition	零部件名称 Description	件数 Q'ty	备注 Remark
A	H2MS6-40001	D01	Hood 机罩类	1	
01	HRH1M56403	01	Cabinet 仪表架总成	1	
02	H1M56-41201	00	Lever ass'y 前拉杆总成	1	
03	HRH1M56405	02	Meter support ass'y (Inc.59-68) 仪表台总成	1	
04	H1M56-42511	00	Rubber mat 加油罩橡胶垫	1	
05	HRH1M56401	07	Hood ass'y(Inc.29-43)机罩总成(部件)	1	
06	H1M56-42851	D00	Seal D型密封条	2	
07	H1M56-42861	00	Treadboard R.H. 脚踏板(右)	1	
08	H1M56-42871	00	Treadboard L.H. 脚踏板(左)	1	
09	B0330-08016	00	Bolt 螺栓M8X16	2	GB5783-86
10	B5050-00008	00	Washer,lock 垫圈8	2	GB93-87
11	H1M56-42881	D01	Shock,absorber 气弹簧	1	
12	H1M56-42891	D01	Seal 水箱盖板密封条	1	
13	H2MS6-40201	00	Bracket(Inc.51-57) 电瓶架	1	
14	H1M56-41301	02	Plate ass'y(Inc.44-47) 封板总成	1	不盖空调 Without air-condition
15	HK2S6-42001	00	Boot 加油罩	1	
16	H1M56-42471	00	Cover 脚踏板防尘盖	4	
17	A22A6-42511	01	Screw 螺钉	2	
18	B0330-08025-X	00	Combined bolt 组合螺栓M8X25	4	GB5783-86
19	H1M56-42921	00	Cover 操纵杆盖板	2	
20	H9MF6-17001	00	Bracket 支架	1	
21	B0330-10020	00	Bolt 螺栓M10X20	4	GB5783-86
22	B5050-00010	00	Washer,lock 垫圈10	4	GB93-87
23	B5310-00010	00	Washer 垫圈10	4	GB97.1-85
24	H2MD6-42491	00	Plug 密封塞	2	
25	B0330-16040	00	Bolt 螺栓M16X40	4	GB5783-86
26	B5050-00016	00	Washer,lock 垫圈16	4	GB93-87
27	B5310-00016	00	Washer 垫圈16	4	GB97.1-85
28	H1M56-43061	01	Cover 改制水箱盖板	1	
29	H1M56-40401	00	Hinge ass'y 铰链总成	1	



**Figure 40: HOOD AND SEAT**

序号 Item No	图号 Part No	版本 Edition	零部件名称 Description	件数 Q'ty	备注 Remark
30	H1M56-40101	02	Hood 机罩总成	1	
31	H1M56-42081	00	Seal 机罩密封条	1	
32	KM916-42161	02	Cap 护罩	1	
33	KM916-40811	02	Lock ass'y(Inc.69-73) 锁体总成	1	
34	H1M56-42071	02	Insulator 隔热垫	1	
35	H1M56-40201	00	Hinge ass'y(Inc.74-78) 铰链总成	1	
36	B0330-08020-X	00	Combined bolt 组合螺栓M8x20	6	GB/T9074.17-88
37	B2391-04008	00	Screw 开口型铆钉4x8	2	GB/T12618.3-2006
38	H1M56-40901	00	Rubber 缓冲胶垫	2	
39	A79S6-40151	01	Clip 资料夹	1	
40	H24C6-42731	01	Clip 卡子	10	
41	H2YY2-40903	00	Wiring harness 座椅开关过渡线	1	
42	A65E5-10311	01	Rubber ring 出线胶圈	1	
43	D12GZ15055	00	Belt clip 固定式扎带	1	
44	H2MD6-43491	00	Washer 垫圈	5	
45	H1M56-42981	01	Plate 风道封板	1	
46	H2MD6-43481	01	Washer 锁扣垫圈	5	
47	H2MD6-43471	01	Buckle 封板锁扣	5	
48	H1M56-42961	00	Sound insulating pad of the radiator cover plate 水箱盖板隔音垫	1	
49	H2MD6-43511	00	Shield 手制动护罩	1	
50	H2MD6-43521	00	Shield for adjusting handle 调节手柄护罩	1	
51	B4910-00006	00	Nut 螺母M6x1	1	GB62-88
52	B5210-00006	00	Washer 垫圈6	2	GB96-85
53	H2MS6-40221	01	Bracket 电瓶支架	1	
54	H1M56-41421	01	Bracket 固定支架	1	
55	23652-42041G	02	Rod 螺杆	1	
56	H2MS6-40301	00	Bracket 线束支架	1	
57	B1210-06016-X	00	Combined bolt 组合螺栓M6x16	1	GB5786,GB93,GB97.1
58	H24C6-80031	D01	Seat 天成半悬浮座椅(不带电锁)	1	Tiancheng Hall suspending without lock
59	H2MD6-44171	00	Screw 内六角螺钉M6x20	2	GB70-85

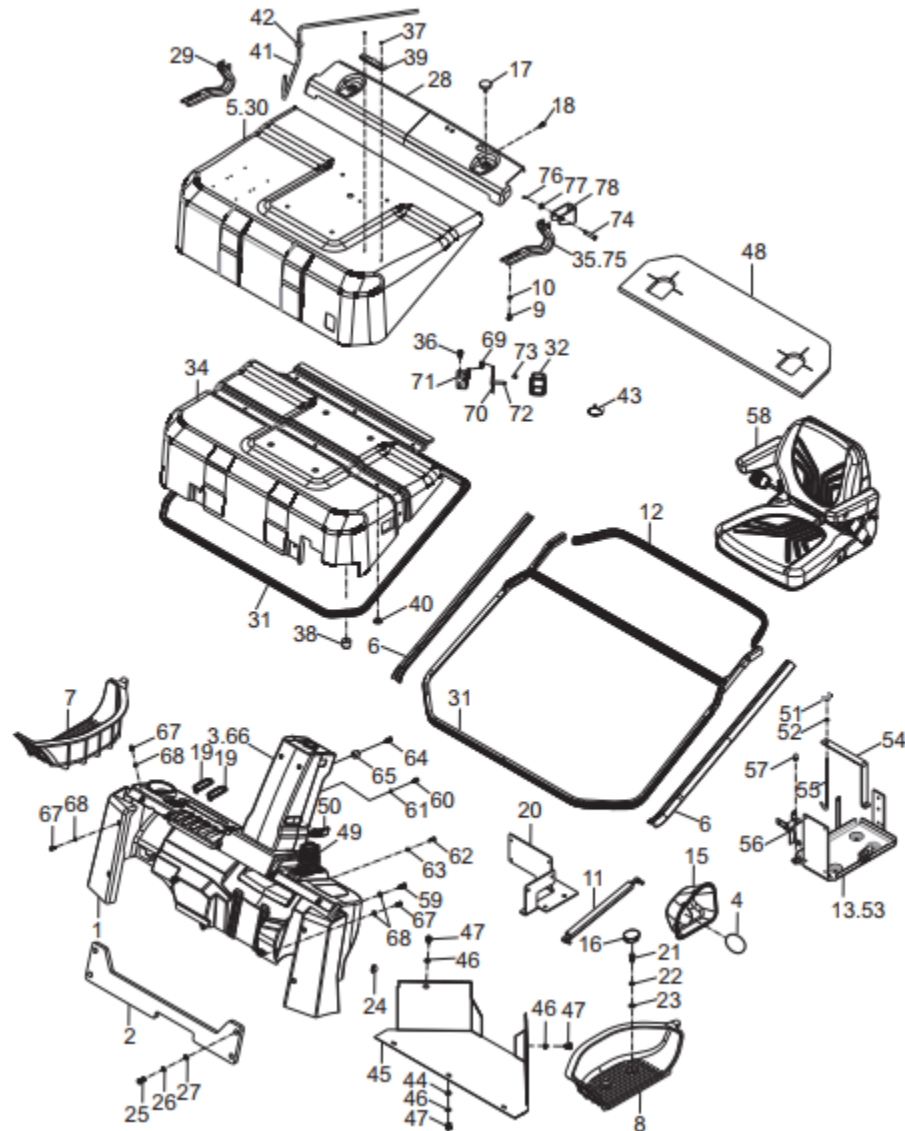




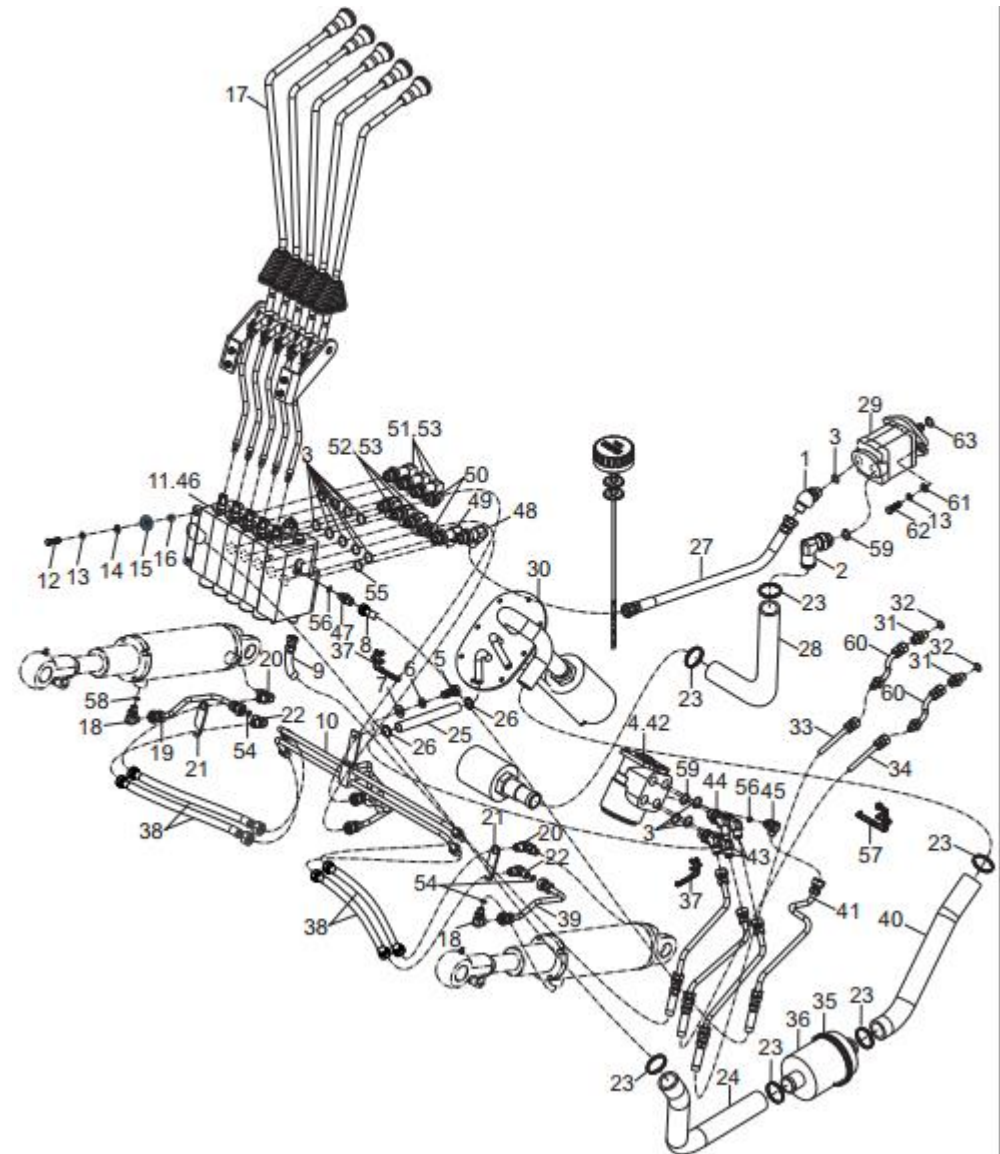






Figure 44: HYDRAULIC SYSTEM

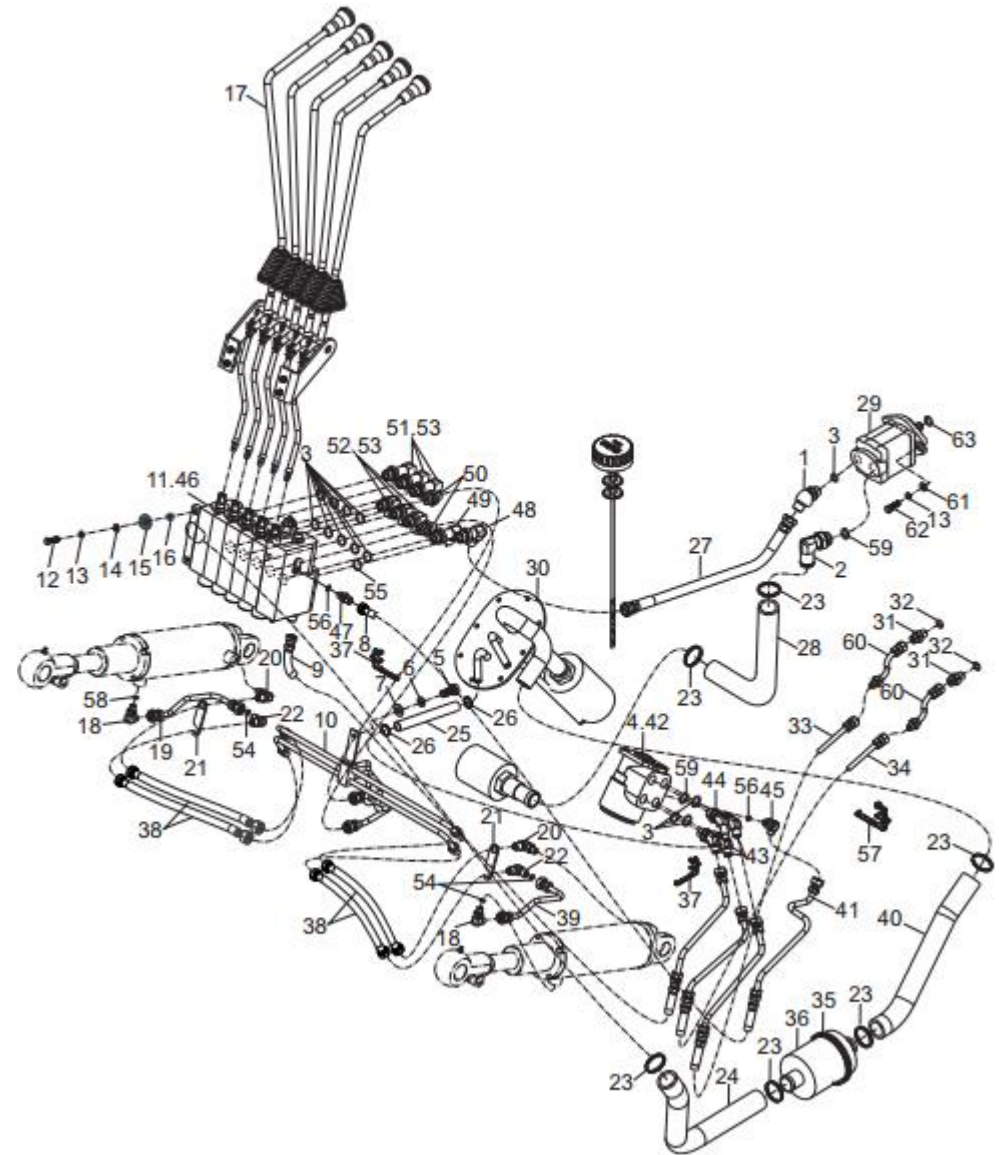
序号 Item No	图号 Part No	版本 Edition	零部件名称 Description	件数 Q'ty	备注 Remark
A	HX2Y7-60001	D02	Hydraulic system 液压管路系统	1	公制 Metric
01	H24C7-60301	01	Elbow(Inc.03) 油泵接头	1	
02	JT7022-10031	02	Elbow(Inc.59) 直角接头	1	三菱发动机
-	JT7021-10011	01	Elbow(Inc.59) 直角接头	1	Wg2503
03	Z6006-01782	00	O-ring 0型密封圈17.8x2.4	8	JIS B2401 二片式 Two-throw
				10	三片式 Three-throw
				12	四片式 Four-throw
04	H1M57-60231	00	Steering unit(Inc.42-45) 转向器总成	1	
05	B0330-06012	00	Bolt 螺栓M6X12	1	GB5783-86
06	B5050-00006	00	Washer,lock 垫圈6	1	GB93-87
07	B5310-00006	00	Washer 垫圈6	1	GB97.1-85
08	Z9501-0603012	D00	Hose H.P. 高压胶管6   X300	1	
09	H2MD7-62201	D03	Hose H.P. 高压胶管总成	1	
10	H1M57-60261	00	Steel tube,tilt 倾斜钢管总成	1	
11	HRHX2Y7624	00	Control valve(Inc.46-53) 多路阀总成	1	不带OPS, 行走OPS
-	HRHX2Y7634	00	Control valve(Inc.46-53) 多路阀总成	1	全套OPS, 美制螺纹
12	B0530-10020	00	Bolt 螺栓M10X1.25X20	4	GB5786-86
13	B5050-00010	00	Washer,lock 垫圈10	6	GB93-87
14	B5210-00010	00	Washer 垫圈10	4	GB96-85
15	H2MD7-62121	01	Shim 减震垫	4	
16	H2MD7-62131	01	Bushing 衬管	4	
17	HRHX2Y7401	00	Valve control linkage 阀操纵总成	1	See fig.46-48
18	JT7022-14021	02	Elbow(Inc.58) 直角接头	2	
19	HX2Y7-60201	00	Steel tube ass'y(R.H.) 右高压钢管总成	1	
20	G3H37-61021	02	Elbow 连板接头	2	
21	G3H37-61011	01	Plate 连接板	2	
22	G3H37-61071	02	Elbow(Inc.54) 隔板接头	2	
23	Z4592-32050	00	Clip 喉箍32-50	6	
24	HX2Y7-62031	00	Hose 多路阀回油管	1	
25	Z7300-13200	D00	Hose 低压胶管Φ13X2000	1	GB/T8406-2008A型





**Figure 44: HYDRAULIC SYSTEM**

序号 Item No	图号 Part No	版本 Edition	零部件名称 Description	件数 Q'ty	备注 Remark
26	Z4503-12022	00	喉箍12-22	2	
27	Z9502-1312522	D00	Hose H.P. 高压胶管13 II X1250	1	
28	HX2Y7-62021	00	Hose 油泵吸油管	1	
-	H2MS7-62001	00	Hose 油泵吸油管	1	
29	H2F97-10001-X5	D00	Pump 齿轮油泵	1	21.2.51 三菱发动机
-	H24C7-10001-X2	D00	Pump 齿轮油泵	1	31.3.21 三菱发动机
-	G27Z7-11201-X2	D00	Pump 齿轮油泵	1	21.2.51 Wg2503
-	H2F97-10001-X1	D00	Pump 齿轮油泵	1	31.3.21 Wg2503
30	H1M57-50001	00	Oil tank 液压油箱辅件	1	See fig.49
31	JT6021-16261	01	Nipple(Inc.32) 直通接头总成	2	
32	Z6006-01382	00	O-ring 0型密封圈13.8x2.4	2	JIS B2401
33	Z9501-0822514	D00	Hose H.P. 高压胶管总成	1	
34	Z9501-0821514	D00	Hose H.P. 高压胶管总成	1	
35	Z4535-92120	D00	Clip 喉箍92-120	1	
36	25597-60301G	00	Oil filter 滤油器	1	
37	G2FB7-62051	00	Clip 管夹16	4	
38	Z9501-8a034014	D00	Hose H.P. 高压胶管	4	
39	HX2Y7-60211	00	Steel tube ass'y(L.H.) 左高压钢管总成	1	
40	HX2Y7-62041	00	Hose 过渡回油管	1	
41	H1M57-60281	00	Steel pipe ass'y 转向钢管总成	1	
42	H1M54-10111	01	Steering unit 转向器	1	
43	H1M57-60241	01	Connetor(Inc.03) 60度接头	3	
44	H1M57-60251	01	Connetor(Inc.03) 60度接头	1	
45	JT6022-14061	05	Connetor(Inc.56) 直角接头	1	
46	HRHX2Y7301	00	Control valve 多路阀	1	二片阀 Two-throw
-	HX2Y7-30421-X	00	Control valve 多路阀	1	三片阀 Three-throw
-	HRHX2Y7301	00	Control valve 多路阀	1	四片阀 Four-throw
-	HX2Y7-30431-X	00	Control valve 多路阀	1	四片阀 Four-throw
-	HRHX2Y7301	00	Control valve 多路阀	1	三片阀带过载 Three-throw Over loading
-	HX2Y7-30431G-X	00	Control valve 多路阀	1	四片阀带过载 Four-throw Over loading
-	HRHX2Y7301	00	Control valve 多路阀	1	二片阀 OPS Two-throw
-	HX2Y7-30441G-X	00	Control valve 多路阀	1	
-	HRHX2Y7311	00	Control valve 多路阀	1	
-	HX2Y7-31421-X	00	Control valve 多路阀	1	



**Figure 44: HYDRAULIC SYSTEM**

序号 Item No	图号 Part No	版本 Edition	零部件名称 Description	件数 Q'ty	备注 Remark
46	HRHX2Y7311 HX2Y7-31431-X	00	Control valve	多路阀	1 三片阀用 OPS Three-throw
-	HRHX2Y7311 HX2Y7-31441-X	00	Control valve	多路阀	1 四片阀用 OPS Four-throw
-	HRHX2Y7311 HX2Y7-31431G-X	00	Control valve	多路阀	1 三片阀带过载 OPS Three-throw Over loading
-	HRHX2Y7311 HX2Y7-31441G-X	00	Control valve	多路阀	1 四片阀带过载 OPS Four-throw Over loading
47	JT6021-14111	01	Nipple(Inc.56)	直通接头	1
48	JT6022-22061	01	Elbow(Inc.55)	直角接头	1
49	JT6022-22011	01	Elbow(Inc.03)	直角接头	1
50	JT6021-20021	03	Nipple(Inc.03)	直通接头	2
51	JT6022-20061	02	Elbow(Inc.03)	直角接头	1 三片阀用 Three-throw 2 四片阀用 Four-throw
52	JT6022-20071	02	Elbow(Inc.03)	直角接头	1 三片阀用 Three-throw 2 四片阀用 Four-throw
53	22497-61010	00	Plug	堵头	2 三片阀用 Three-throw 4 四片阀用 Four-throw
54	Z6003-01502	00	O-ring	O型密封圈15x2.4	2 GB1235-76
55	Z6006-01982	00	O-ring	O型密封圈19.8x2.4	1 JIS B2401
56	Z6006-00982	00	O-ring	O型密封圈9.8x2.4	2 JIS B2401
57	G2FB7-62061	00	Clip	管夹22	5
58	Z6006-01082	00	O-ring	O型密封圈10.8x2.4	2 JIS B2401
59	Z6005-02873	00	O-ring	O型密封圈28.7x3.5	1 JIS B2401
60	H24N7-62061	00	Steel pipe	转向缸钢管	2
61	B5310-00010	00	Washer	垫圈10	2
62	B0430-10030	00	Bolt	螺栓M10X1.25X30	2
63	Z6053-08253	00	O-ring	O型密封圈82.5X3.55	1 GB3452.1-92

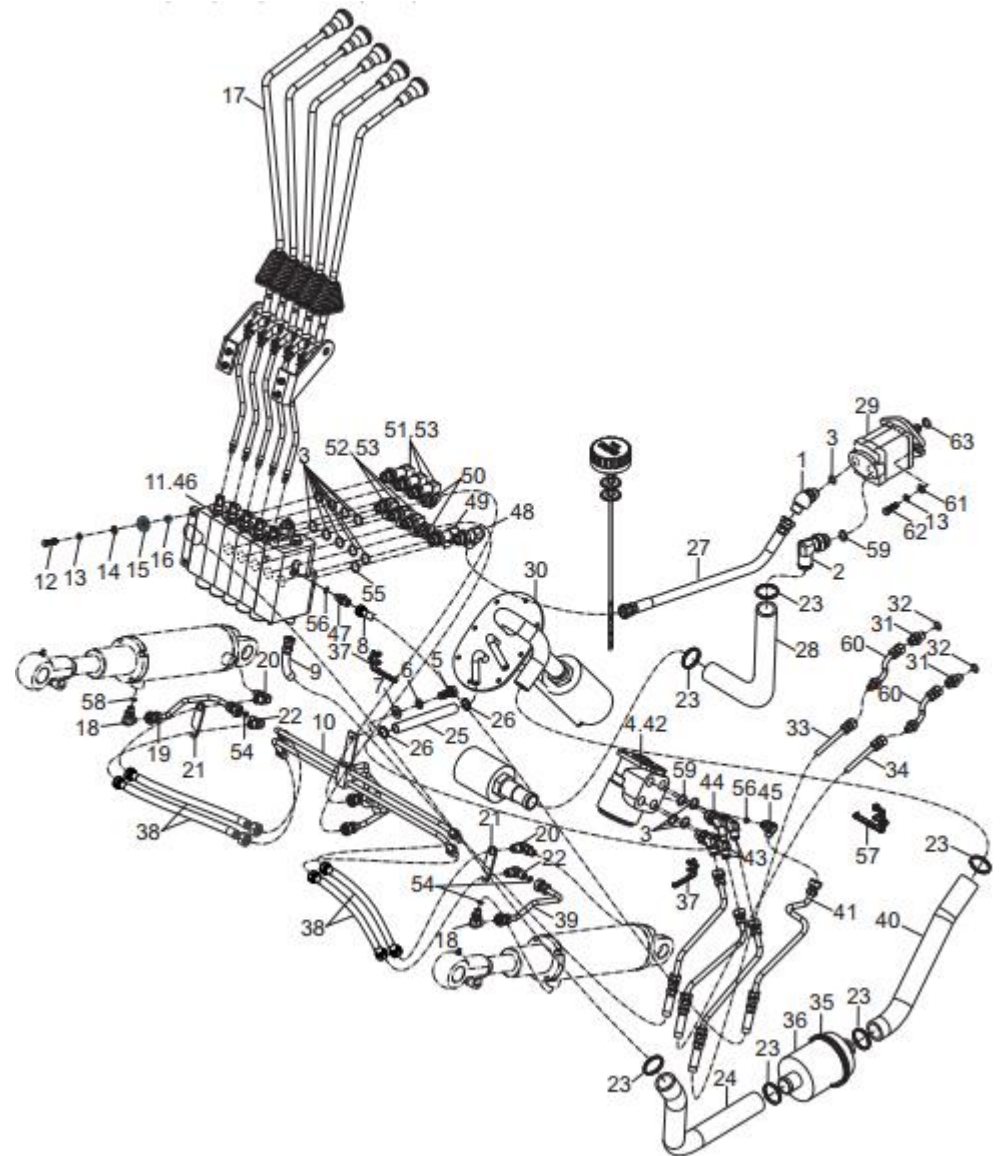
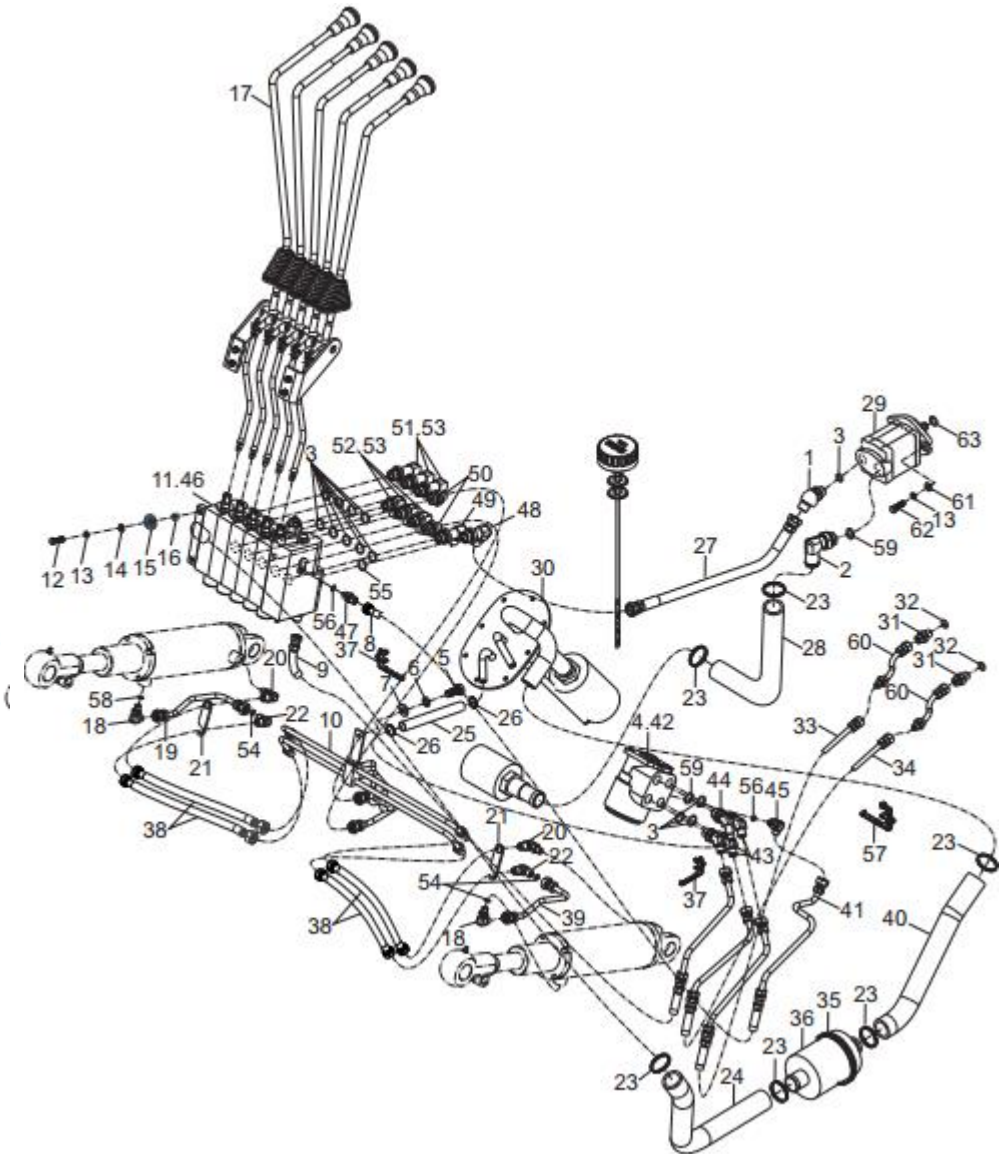


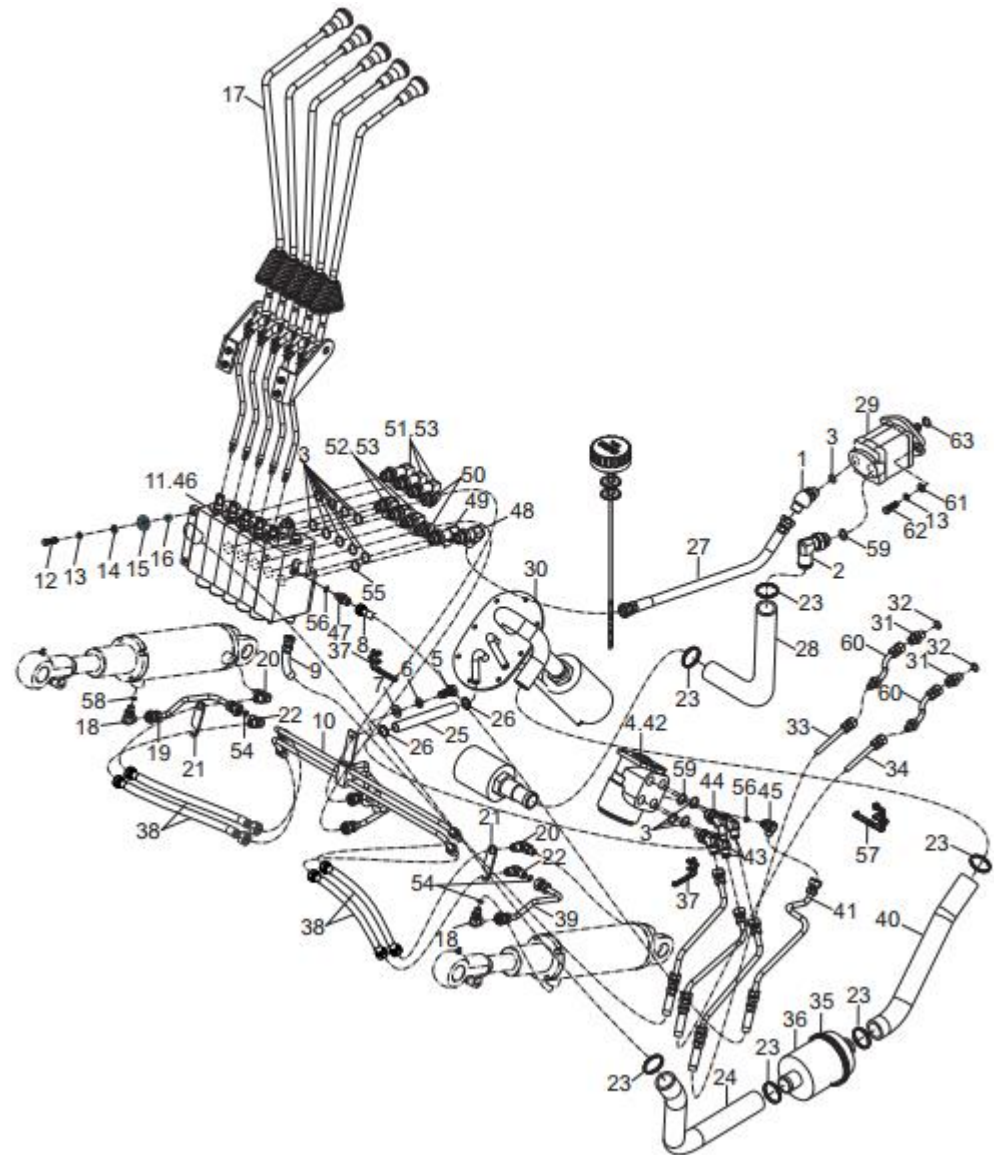
Figure 45: HYDRAULIC SYSTEM

序号 Item No	图号 Part No	版本 Edition	零部件名称 Description	件数 Q'ty	备注 Remark
A	EX2Y7-60001	D05	Hydraulic system 液压管路系统	1	美制 SAE
01	E24C7-60291	01	Elbow(Inc.03) 油泵接头	1	
02	JT7022-10031	02	Elbow(Inc.59) 直角接头	1	三菱发动机
-	JT7021-10011	01	Elbow(Inc.59) 直角接头	1	Wg2503
03	Z6006-01782	00	O-ring 0型密封圈17.8x2.4	8	JIS B2401 二片筒用 Two-throw
				10	三片筒用 Three-throw
				12	四片筒用 Four-throw
04	E1M57-60231	00	Steering unit(Inc.42-45) 转向器总成	1	
05	B0330-06012	00	Bolt 螺栓M6X12	1	GB5783-86
06	B5050-00006	00	Washer,lock 垫圈6	1	GB93-87
07	B5310-00006	00	Washer 垫圈6	1	GB97.1-85
08	Z7801-0603012	D00	Hose H.P. 高压胶管6 I X300	1	
09	E2MD7-62201	D03	Hose H.P. 高压胶管总成	1	
10	E1M57-60261	00	Steel tube,tilt 倾斜钢管总成	1	
11	HREX2Y7624	00	Control valve(Inc.46-53) 多路阀总成	1	不装OPS、行走OPS
-	HREX2Y7634	00	Control valve(Inc.46-53) 多路阀总成	1	全装OPS、美制螺纹
12	B0530-10020	00	Bolt 螺栓M10X1.25X20	4	GB5786-86
13	B5050-00010	00	Washer,lock 垫圈10	6	GB93-87
14	B5210-00010	00	Washer 垫圈10	4	GB96-85
15	H2MD7-62121	01	Shim 减震垫	4	
16	H2MD7-62131	01	Bushing 衬管	4	
17	HRHX2Y7401	00	Valve control linkage 阀操纵总成	1	See fig.46-48
18	JT7022-14021	02	Elbow(Inc.58) 直角接头	2	
19	HX2Y7-60201	00	Steel tube ass'y(R.H.) 右高压钢管总成	1	
20	G2Y27-62041	02	Elbow 连板接头	2	
21	G3H37-61011	01	Plate 连接板	2	
22	G2Y27-62071	02	Elbow(Inc.54) 隔板接头	2	
23	Z4592-32050	00	Clip 喉箍32-50	6	
24	HX2Y7-62031	00	Hose 多路阀回油管	1	
25	Z7300-13200	D00	Hose 低压胶管Φ13X2000	1	JB/T8406-2008A型



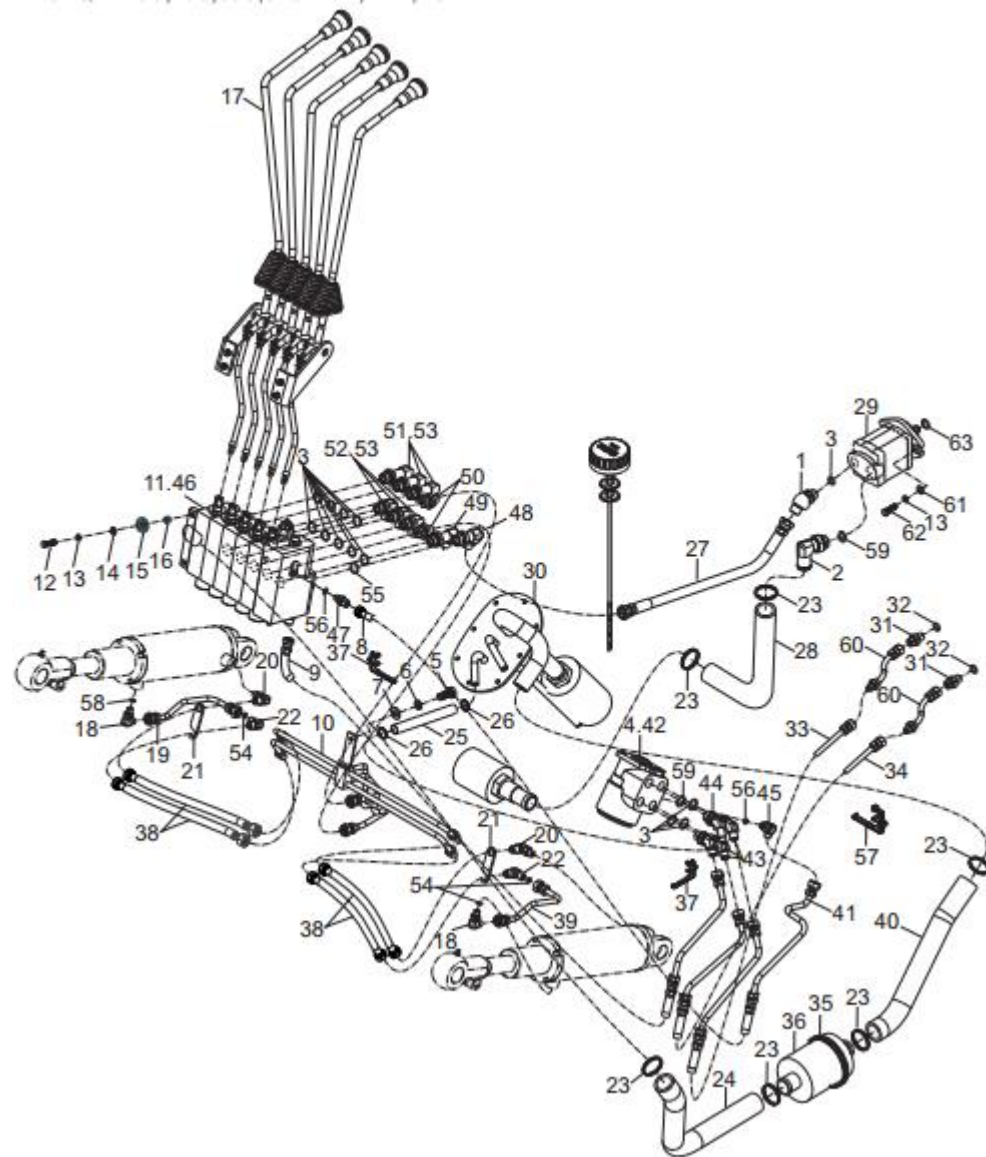
**Figure 45: HYDRAULIC SYSTEM**

序号 Item No	图号 Part No	版本 Edition	零部件名称 Description	件数 Q'ty	备注 Remark
26	Z4503-12022	00	Clip 喉箍12-22	2	
27	Z7802-1312522	D00	Hose H.P. 高压胶管13 II X1250	1	
28	HX2Y7-62021	00	Hose 油泵吸油管	1	
-	H2MS7-62001	00	Hose 油泵吸油管	1	
29	E2F97-10001-X2	D00	Pump 齿轮油泵	1	21.2.51 三菱发动机
-	E24C7-10001-X2	D00	Pump 齿轮油泵	1	31.3.21 三菱发动机
-	E27Z7-11201-X2	D00	Pump 齿轮油泵	1	21.2.51 Wg2503
-	E2F97-10001-X3	D00	Pump 齿轮油泵	1	31.3.21 Wg2503
30	H1M57-50001	00	Oil tank 液压油箱辅件	1	See fig.49
31	JT8021-96061	01	Nipple(Inc.32) 直通接头总成	2	
32	Z6006-01382	00	O-ring 0型密封圈13.8x2.4	2	JIS B2401
33	Z7801-0822514	D00	Hose H.P. 高压胶管总成	1	
34	Z7801-0821514	D00	Hose H.P. 高压胶管总成	1	
35	Z4535-92120	D00	Clip 喉箍92-120	1	
36	25597-60301G	00	Oil filter 滤油器	1	
37	G2FB7-62051	00	Clip 管夹16	4	
38	Z7801-8a03414	D00	Hose H.P. 高压胶管	4	
39	HX2Y7-60211	00	Steel tube ass'y(L.H.) 左高压钢管总成	1	
40	HX2Y7-62041	00	Hose 过渡回油管	1	
41	E1M57-60281	00	Steel pipe ass'y 转向钢管总成	1	
42	H1M54-10111	01	Steering unit 转向器	1	
43	E1M57-60241	01	Connetor(Inc.03) 60度接头	3	
44	H1M57-60251	01	Connetor(Inc.03) 60度接头	1	
45	JT6022-14061	05	Connetor(Inc.56) 直角接头	1	
46	HRHX2Y7301	00	Control valve 多路阀	1	二片阀 Two-throw
-	EX2Y7-30421-X	00	Control valve 多路阀	1	三片阀 Three-throw
-	HRHX2Y7301	00	Control valve 多路阀	1	四片阀 Four-throw
-	EX2Y7-30431-X	00	Control valve 多路阀	1	三片阀带过载 Three-throw Over loading
-	HRHX2Y7301	00	Control valve 多路阀	1	四片阀带过载 Four-throw Over loading
-	EX2Y7-30441-X	00	Control valve 多路阀	1	二片阀 OPS Two-throw
-	HRHX2Y7301	00	Control valve 多路阀	1	
-	EX2Y7-30411G-X	00	Control valve 多路阀	1	
-	EX2Y7-31421-X	00	Control valve 多路阀	1	



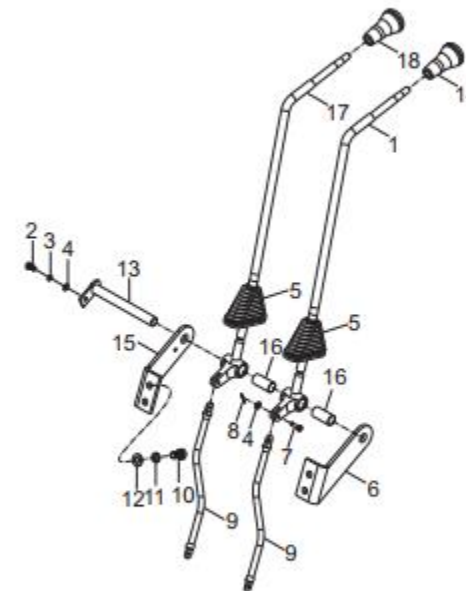
**Figure 45: HYDRAULIC SYSTEM**

序号 Item No	图号 Part No	版本 Edition	零部件名称 Description	件数 Q'ty	备注 Remark
46	HRHX2Y7311 EX2Y7-31431-X	00	Control valve 多路阀	1	三片阀用 Three-throw
-	HRHX2Y7311 EX2Y7-31441-X	00	Control valve 多路阀	1	四片阀用 Four-throw
-	HRHX2Y7311 EX2Y7-31431G-X	00	Control valve 多路阀	1	三片阀带过载 Three-throw Over loading
-	HRHX2Y7311 EX2Y7-31441G-X	00	Control valve 多路阀	1	四片阀带过载 Four-throw Over loading
47	JT8021-96021	01	Nipple(Inc.56)	1	直通接头
48	JT8022-34011	01	Elbow(Inc.55)	1	直角接头
49	JT8022-34031	01	Elbow(Inc.03)	1	直角接头
50	JT6021-20021	03	Nipple(Inc.03)	2	直通接头
51	JT8022-96041	02	Elbow(Inc.03)	1	直角接头
				2	三片阀用 Three-throw
				2	四片阀用 Four-throw
52	JT8022-96031	02	Elbow(Inc.03)	1	直角接头
				2	三片阀用 Three-throw
				2	四片阀用 Four-throw
53	E12A7-60251	00	Plug	2	堵头
				4	三片阀用 Three-throw
				4	四片阀用 Four-throw
54	Z6003-01502	00	O-ring O型密封圈15x2.4	2	GB1235-76
55	Z6006-01982	00	O-ring O型密封圈19.8x2.4	1	JIS B2401
56	Z6006-00982	00	O-ring O型密封圈9.8x2.4	2	JIS B2401
57	G2FB7-62061	00	Clip 管夹	22	5
58	Z6006-01082	00	O-ring O型密封圈10.8x2.4	2	JIS B2401
59	Z6005-02873	00	O-ring O型密封圈28.7x3.5	1	JIS B2401
60	H26D7-60311	00	Steel pipe 转向缸钢管	2	
61	B5310-00010	00	Washer 垫圈	10	2
62	B0430-10030	00	Bolt 螺栓M10X1.25X30	2	
63	Z6053-08253	00	O-ring O型密封圈82.5X3.55	1	GB3452.1-92



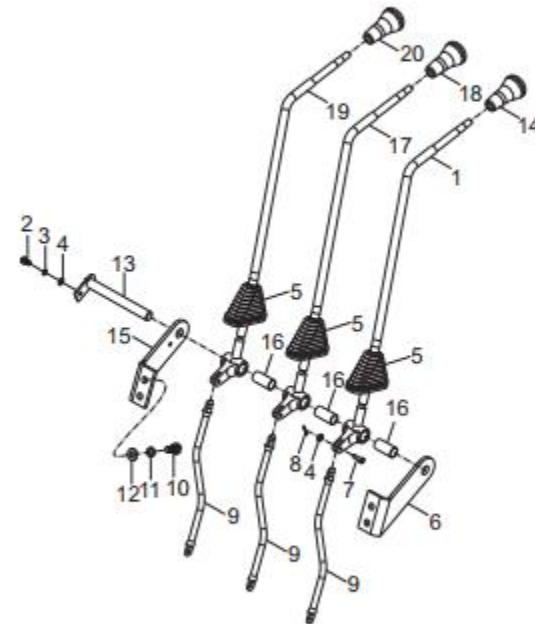
**Figure 46: VALVE CONTROL LINKAGE (TWO-THROW)**

序号 Item No	图号 Part No	版本 Edition	零部件名称 Description	件数 Q'ty	备注 Remark
A	HRHX2Y7401 HX2Y7-40021	00	Valve control linkage 阀操纵总成	1	
01	HRH1M57402C H1M57-40211C	00	Lever, lift(Inc. 16) 升降操纵杆总成	1	
02	B0330-06012	00	Bolt 螺栓M6X12	1	GB5783-86
03	B5050-00006	00	Washer, lock 垫圈6	1	GB93-87
04	B5310-00006	00	Washer 垫圈6	5	GB97.1-85
05	H2MD7-52231	01	Rubber 操纵杆橡胶垫	2	
06	H2MD7-52211	02	Bracket 阀杆支架(左)	1	
07	22717-40061	00	Pin 销钉	4	
08	B3010-02016	00	Pin 销2X16	4	GB91-86
09	H2MD7-52191	03	Linkage 连接杆	2	
10	B0330-10020	00	Bolt 螺栓M10X20	4	GB5783-86
11	B5050-00010	00	Washer, lock 垫圈10	4	GB93-87
12	B5310-00010	00	Washer 垫圈10	4	GB97.1-85
13	HRH2MD7508 H2MD7-52101	02	Linkage 连接轴	1	
14	HRA22A7406 214A7-42001	00	Knob, lift 升降手柄	1	
15	H2MD7-52221	01	Bracket R.H. 阀杆支架(右)	1	
16	23457-42101	00	Bushing 衬套	2	
17	HRH1M57402C H1M57-40221C	00	Lever, tilt(Inc. 16) 倾斜操纵杆总成	1	
18	HRA22A7406 214A7-42011	00	Knob, tilt 倾斜手柄	1	



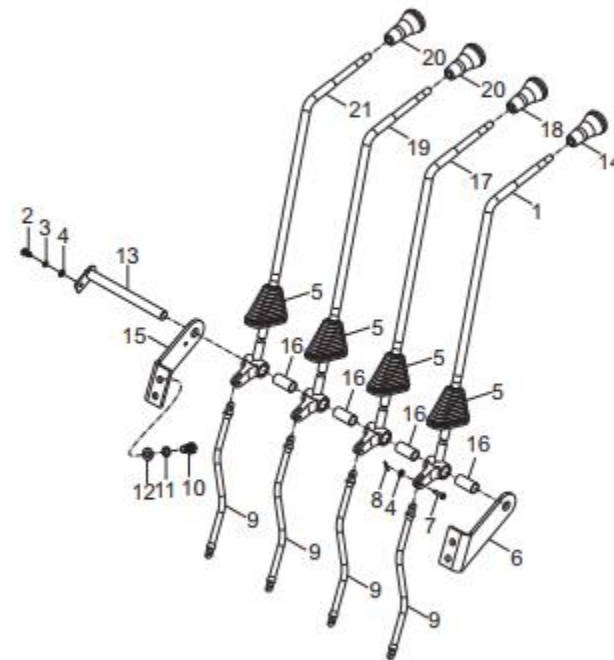
**Figure 47: VALVE CONTROL LINKAGE (THREE-THROW)**

序号 Item No	图号 Part No	版本 Edition	零部件名称 Description	件数 Q'ty	备注 Remark
A	HRHH2Y7401 HX2Y7-40031	00	Valve control linkage 阀操纵总成	1	
01	HRH1M57402C H1M57-40211C	00	Lever, lift (Inc. 16) 升降操纵杆总成	1	
02	B0330-06012	00	Bolt 螺栓M6X12	1	GB5783-86
03	B5050-00006	00	Washer, lock 垫圈6	1	GB93-87
04	B5310-00006	00	Washer 垫圈6	7	GB97.1-85
05	H2MD7-52231	01	Rubber 操纵杆橡胶垫	3	
06	H2MD7-52211	02	Bracket 阀杆支架(左)	1	
07	22717-40061	00	Pin 销钉	6	
08	B3010-02016	00	Pin 销2X16	6	GB91-86
09	H2MD7-52191	03	Linkage 连接杆	3	
10	B0330-10020	00	Bolt 螺栓M10X20	4	GB5783-86
11	B5050-00010	00	Washer, lock 垫圈10	4	GB93-87
12	B5310-00010	00	Washer 垫圈10	4	GB97.1-85
13	HRH2MD7508 H2MD7-52111	02	Linkage 连接轴	1	
14	HRA22A7406 214A7-42001	00	Knob, lift 升降手柄	1	
15	H2MD7-52221	01	Bracket R.H. 阀杆支架(右)	1	
16	23457-42101	00	Bushing 衬套	3	
17	HRH1M57402C H1M57-40221C	00	Lever, tilt (Inc. 16) 倾斜操纵杆总成	1	
18	HRA22A7406 214A7-42011	00	Knob, tilt 倾斜手柄	1	
19	HRH1M57402C H1M57-40231C	00	Lever, Third 第三片操纵杆总成	1	
20	HRA22A7406 514A2-72401	D00	Knob 手柄	1	



**Figure 48: VALVE CONTROL LINKAGE (FOUR-THROW)**

序号 Item No	图号 Part No	版本 Edition	零部件名称 Description	件数 Q'ty	备注 Remark
A	HRHX2Y7401 HX2Y7-40041	00	Valve control linkage 阀操纵总成	1	
01	HRH1M57402C H1M57-40211C	00	Lever, lift(Inc. 16) 升降操纵杆总成	1	
02	B0330-06012	00	Bolt 螺栓M6X12	1	GB5783-86
03	B5050-00006	00	Washer, lock 垫圈6	1	GB93-87
04	B5310-00006	00	Washer 垫圈6	9	GB97.1-85
05	H2MD7-52231	01	Rubber 操纵杆橡胶垫	4	
06	H2MD7-52211	02	Bracket 阀杆支架(左)	1	
07	22717-40061	00	Pin 销钉	8	
08	B3010-02016	00	Pin 销2X16	8	GB91-86
09	H2MD7-52191	03	Linkage 连接杆	4	
10	B0330-10020	00	Bolt 螺栓M10X20	4	GB5783-86
11	B5050-00010	00	Washer, lock 垫圈10	4	GB93-87
12	B5310-00010	00	Washer 垫圈10	4	GB97.1-85
13	HRH2MD7508 H2MD7-52121	02	Linkage 连接轴	1	
14	HRA22A7406 214A7-42001	00	Knob, lift 升降手柄	1	
15	H2MD7-52221	01	Bracket R.H. 阀杆支架(右)	1	
16	23457-42101	00	Bushing 衬套	4	
17	HRH1M57402C H1M57-40221C	00	Lever, tilt(Inc. 16) 倾斜操纵杆总成	1	
18	HRA22A7406 214A7-42011	00	Knob, tilt 倾斜手柄	1	
19	HRH1M57402C H1M57-40231C	00	Lever, third 第三片操纵杆总成	1	
20	HRA22A7406 514A2-72401	D00	Knob 手柄	1	
21	HRH1M57402C H1M57-40241C	00	Lever, fourth 第四片操纵杆总成	1	









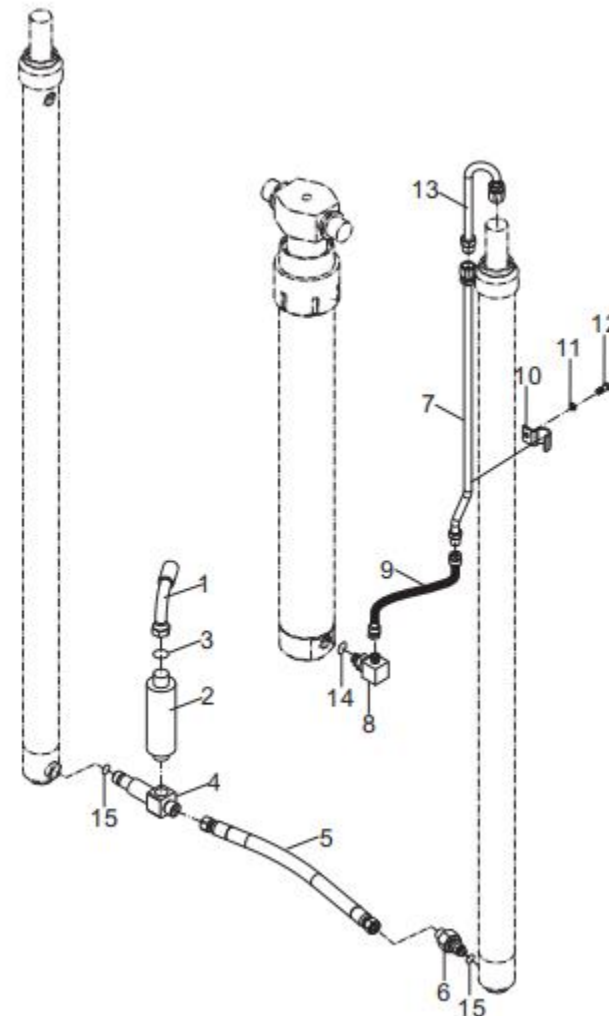






**Figure 54: HYDRAULIC SYSTEM MAST (FULL FREE 2-STAGE MAST ZM METRIC)**

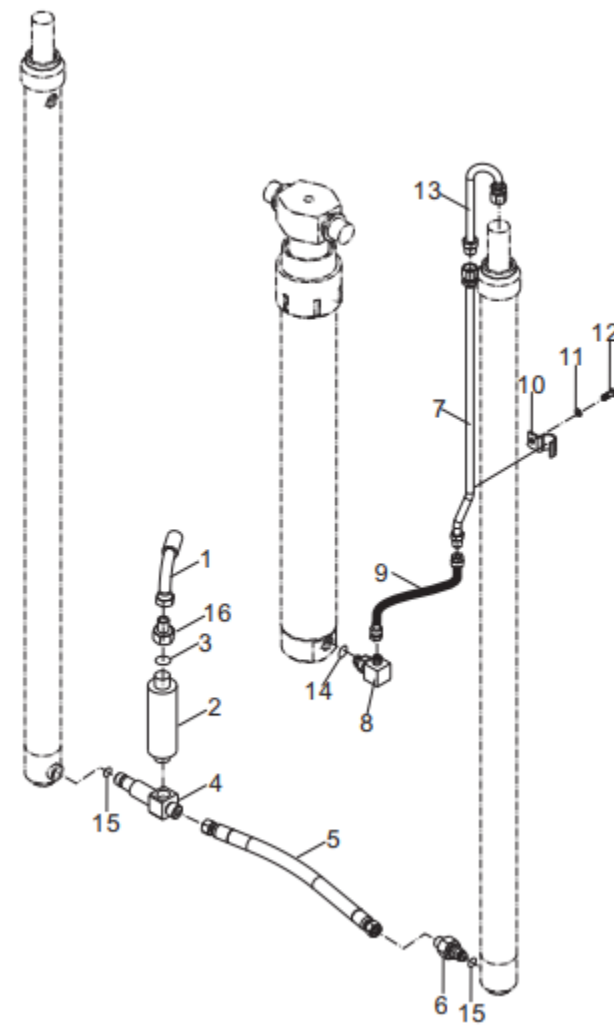
序号 Item No	图号 Part No	版本 Edition	零部件名称 Description	件数 Q'ty	备注 Remark
A	HRDH2L8601	D00	Hydraulic system mast(Metric) 门架管路系统(公制)	1	见选用件表 See Op. Parts
01	Z9502-13050N09	D00	Hose H.P. 高压胶管	1	
02	D20B8-60201	D00	Flow regulator 限速阀	1	
03	Z6700-02227	00	Washer 垫圈22	1	JB982-77
04	D26Z0-60311	00	Three-way(Inc.15) 三通接头(包含15)	1	
05	Z9502-13034GS	D00	Hose H.P. 高压胶管13 II x340	1	
06	JT6021-22381	03	Nipple(Inc.15) 直通接头(包含15)	1	
07	HRDA2G0604	D02	Steel pipe ass'y 钢管总成	1	
08	D26Z0-60231	01	Elbow(Inc.14) 直角接头(包含14)	1	
09	Z9502-13XXX22GS	D00	Hose H.P. 高压胶管13 II xL	1	见选用件表 See Op. Parts
10	DA2G8-60101	01	Lock plate 卡板	1	
11	B5050-00008	00	Washer,lock 垫圈8	1	GB93-87
12	B0330-08016	00	Bolt 螺栓M8x16	1	GB5783-86
13	DA2G8-60751	D01	Steel pipe ass'y 钢管总成	1	
14	Z6006-02373	00	O-ring 0型密封圈23.7x3.5	1	JIS B2401
15	Z6006-01782	00	O-ring 0型密封圈17.8x2.4	2	JIS B2401





**Figure 55: HYDRAULIC SYSTEM MAST (FULL FREE 2-STAGE MAST ZM SAE)**

序号 Item No	图号 Part No	版本 Edition	零部件名称 Description	件数 Q'ty	备注 Remark
A	HRDH2L8602	D02	Hydraulic system mast(SAE) 门架管路系统(美制)	1	见选用件表 See Op. Parts
01	Z7802-13045M09	00	Hose H.P. 高压胶管	1	
02	D20B8-60201	D00	Flow regulator 限速阀	1	
03	Z6700-02227	00	Washer 垫圈22	1	JB982-77
04	D26A0-60801	D00	Three-way(Inc.15)三通接头总成(包含15)	1	
05	Z7802-13034GS	D00	Hose H.P. 高压胶管13 II x340	1	
06	E20B8-60501	00	Nipple(Inc.15)直通接头(包含15)	1	
07	HRDA2G8606	D02	Steel pipe ass'y 钢管总成	1	
08	JT8022-34021	01	Elbow(Inc.14)直角接头(包含14)	1	
09	Z7802-13XXX22GS	D00	Hose H.P. 高压胶管13 II xL	1	见选用件表 See Op. Parts
10	DA2G8-60101	01	Lock plate 卡板	1	
11	B5050-00008	00	Washer,lock 垫圈8	1	GB93-87
12	B0330-08016	00	Bolt 螺栓M8x16	1	GB5783-86
13	DA2G8-60751	D01	Steel pipe ass'y 钢管总成	1	
14	Z6006-02373	00	O-ring 0型密封圈23.7x3.5	1	JIS B2401
15	Z6006-01782	00	O-ring 0型密封圈17.8x2.4	2	JIS B2401
16	E20B8-60201	00	Nipple 过渡接头	1	

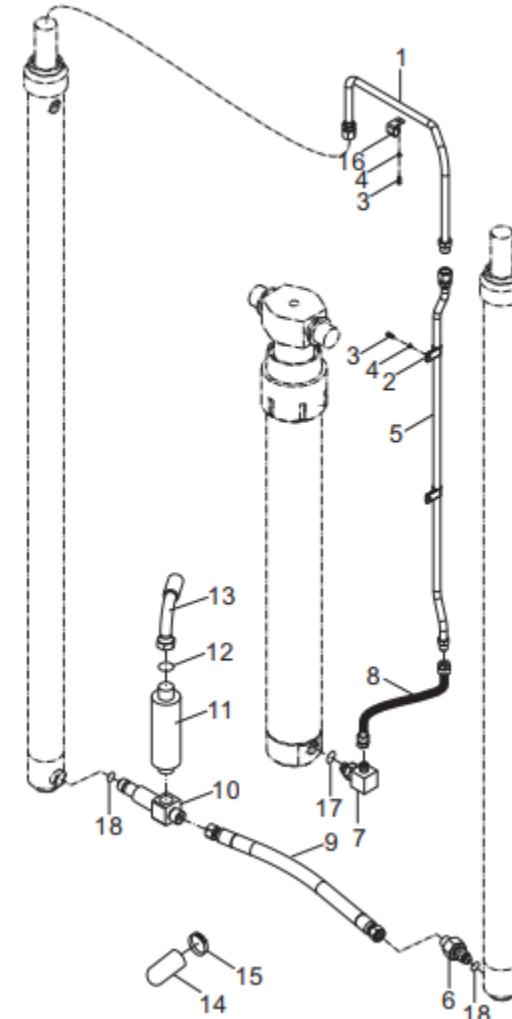






**Figure 56: HYDRAULIC SYSTEM MAST (FULL FREE 2-STAGE MAST ZM METRIC)**

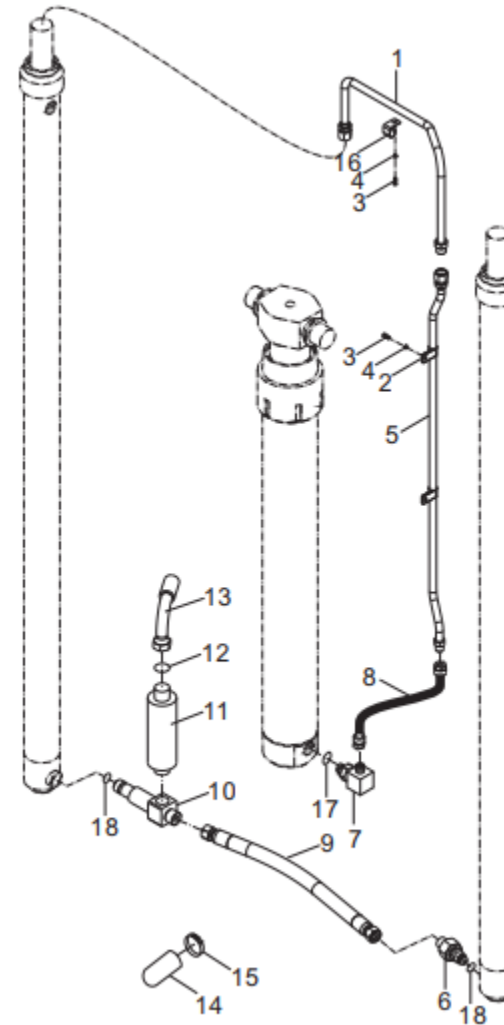
序号 Item No	图号 Part No	版本 Edition	零部件名称 Description	件数 Q'ty	备注 Remark
A	HRDH3L8601	D01	Hydraulic system mast(Metric) 门架管路系统(公制)	1	
01	DH3L8-61001A	00	Steel pipe ass'y 钢管总成1	1	
02	DH3K8-61011A	01	Clip 管夹总成1	2	
03	B0330-06012	00	Bolt 螺栓M6X12	3	GB5783-86
04	B5050-00006	00	Washer,lock 垫圈6	3	GB93-87
05	HRDH3K8602A	01	Steel pipe ass'y 钢管总成2	1	见选用件表 See Op.Parts
06	H22A8-60211	02	Shut-off valve(Inc.18) 切断阀	1	
07	D26Z0-60231	01	Elbow(Inc.17) 直角接头	1	
08	Z9502-1304022GS	00	Hose H.P. 高压胶管131 I X400	1	
09	Z9502-13037	D00	Hose H.P. 高压胶管	1	
10	JT6031-22021	01	Three way(Inc.18) 三通接头	1	
11	HRD20B8604 D28B8-60201	D04	Flow regulator 限速阀	1	
12	Z6700-02227	00	Washer 组合垫圈22	1	JB982-77
13	Z9502-13050N09	D00	Hose H.P. 高压胶管	1	
14	Z3650-89901	00	Sleeve 封头套管	1	
15	Z4690-00019	D00	Clip 双钢丝夹箍	1	
16	DH3K8-61301A	00	Clip 管夹	1	
17	Z6006-02373	00	O-ring 0型密封圈23.7x3.5	1	JIS B2401
18	Z6006-01782	00	O-ring 0型密封圈17.8x2.4	2	JIS B2401



**Figure 56: HYDRAULIC SYSTEM MAST (FULL FREE 2-STAGE MAST ZM METRIC)**

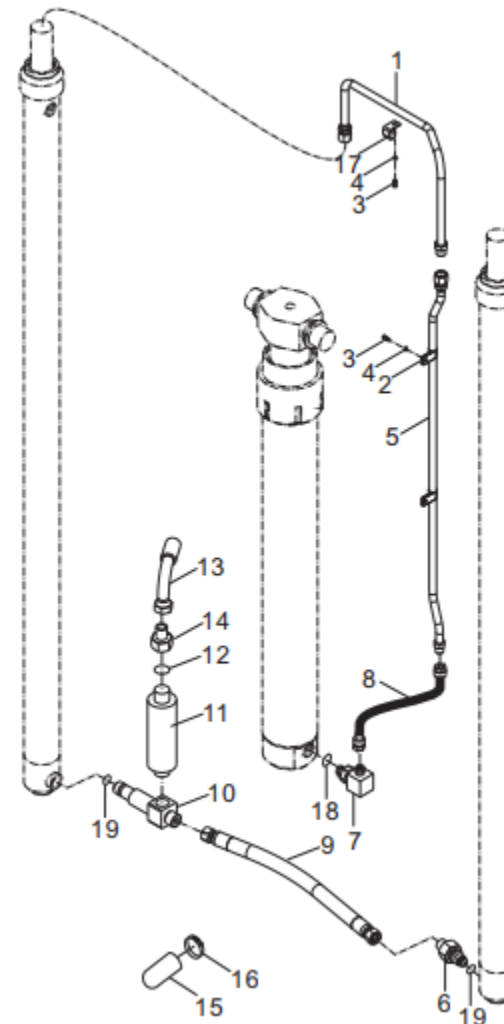
门架管路系统选用件(公制)  
MAST HYDRAULIC SYSTEM OPTINAL PARTS (METRIC)

起升高度 LIFTING HEIGHT	件05高压胶管 HOSE H.P.	备注 REMARK
ZM200	DH3K8-60401A	
250	-60421A	
270	-60431A	
300	-60451A	标准 (STD)
330	-60471A	
350	-60481A	
375	-60511A	
400	-60521A	
425	-60531A	
450	-60541A	
475	-60551A	
500	-60561A	
550	-60571A	
600	-60581A	



**Figure 57: HYDRAULIC SYSTEM MAST (FULL FREE 2-STAGE MAST ZM SAE)**

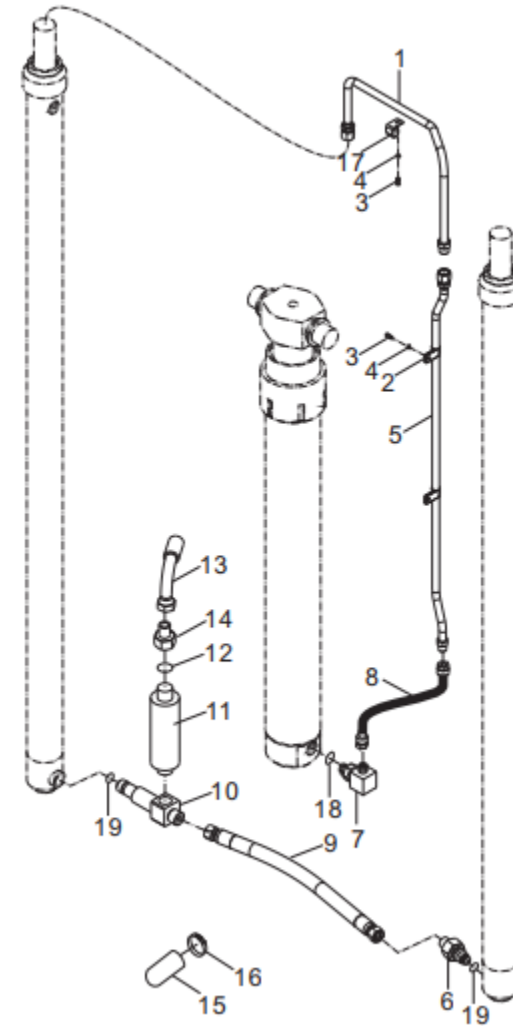
序号 Item No	图号 Part No	版本 Edition	零部件名称 Description	件数 Qty	备注 Remark
A	HRDH3L8602	D01	Hydraulic system mast(Metric) 门架管路系统(美制)	1	
01	DH3L8-61001A	00	Steel pipe ass'y 钢管总成1	1	
02	DH3K8-61011A	01	Clip 管夹总成1	2	
03	B0330-06012	00	Bolt 螺栓M6X12	3	GB5783-86
04	B5050-00006	00	Washer,lock 垫圈6	3	GB93-87
05	HRDH3K8605A	01	Steel pipe ass'y 钢管总成3	1	见选用件表 See Op.Parts
06	E22A8-60211	02	Shut-off valve(Inc.19) 切断阀	1	
07	JT8022-34021	01	Elbow(Inc.18) 直角接头	1	
08	Z7802-1304022GS	D00	Hose H.P. 高压胶管Φ131 IX400	1	
09	Z7802-13037	D00	Hose H.P. 高压胶管	1	
10	JT8031-34031	D00	Three way(Inc.19) 三通接头	1	
11	HRD20B8604 D28B8-60201	D04	Flow regulator 限速阀	1	
12	Z6700-02227	00	Washer 组合垫圈22	1	JB982-77
13	Z7802-13045M09	D00	Hose H.P. 高压胶管	1	
14	E20B8-60201	D00	Nipple 过渡接头	1	
15	23650-89901	00	Sleeve 封头套管	1	
16	Z4690-00019	D00	Clip 双钢丝夹箍	1	
17	DH3K8-61301A	00	Clip 管夹	1	
18	Z6006-02373	00	O-ring 0型密封圈23.7x3.5	1	JIS B2401
19	Z6006-01782	00	O-ring 0型密封圈17.8x2.4	2	JIS B2401



**Figure 57: HYDRAULIC SYSTEM MAST (FULL FREE 2-STAGE MAST ZM SAE)**

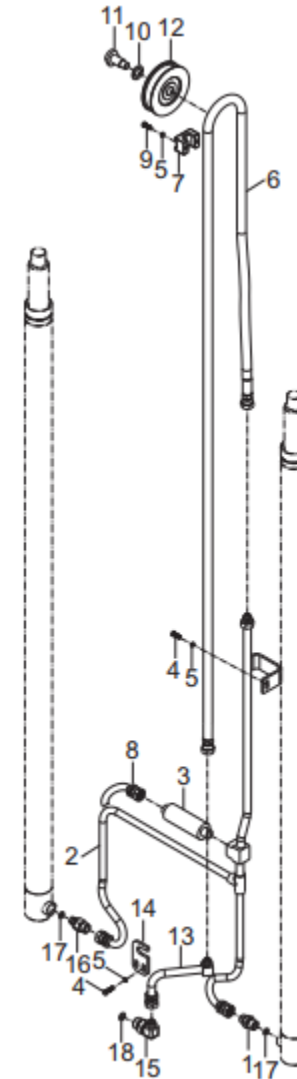
门架管路系统选用件(公制)  
MAST HYDRAULIC SYSTEM OPTINAL PARTS (METRIC)

起升高度 LIFTING HEIGHT	件05高压胶管 HOSE H.P.	备注 REMARK
ZM200	DH3K8-60901A	
250	-60921A	
270	-60931A	
300	-60951A	标准 (STD)
330	-60971A	
350	-60981A	
370	-61201A	
400	-61221A	
425	-61031A	
450	-61041A	
475	-61051A	
500	-61061A	
550	-61071A	
600	-61081A	



**Figure 58: MAST HYDRAULIC SYSTEM (FULL FREE 3-STAGE METRIC)**

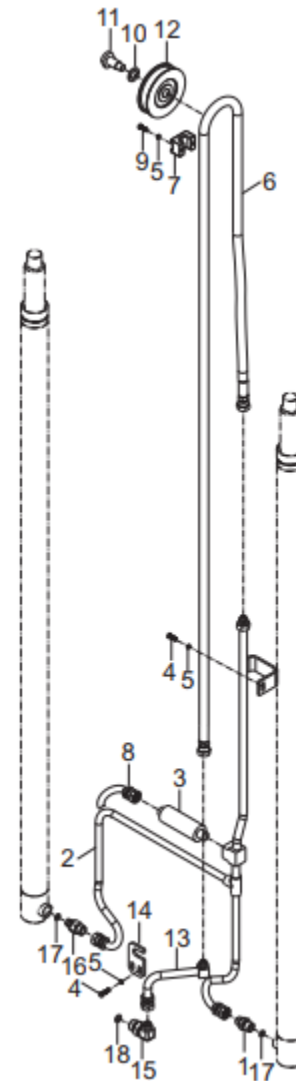
序号 Item No	图号 Part No	版本 Edition	零部件名称 Description	件数 Q'ty	备注 Remark
A	HRDE778602	D01	Mast hydraulic system 门架管路系统	1	
01	JT6021-22381	03	Nipple(Inc.17) 直通接头	1	
02	HRDE778631	00	Steel pipe ass'y 钢管总成	1	见选用表 See op.Parts
03	D20B8-60201	00	Flow regulator 限速阀	1	
04	B0330-08016	00	Bolt 螺栓M8x16	3	GB5783-86
05	B5050-00008	00	Washer,lock 垫圈8	5	GB93-87
06	Z9502-1300022	D00	Hose H.P. 高压胶管	1	见选用表 See op.Parts
07	DG1N8-63071	00	Clip 主油管管卡	1	
08	Z9502-1307022GS	D00	Hose H.P. 高压胶管	1	
09	B0330-08035	00	Bolt 螺栓M8X35	2	GB5783-86
10	DG1N8-63101	00	Shim 调整垫圈	1	
11	H22N0-92521	D01	Pin,pulley 滑轮轴	1	
12	D15Y8-62071	01	Pulley 滑轮	1	
13	DE778-60221	00	Connector 钢管接头总成	1	
14	DE778-62101	00	Stopper 限位板	1	
15	D26Z0-60231	01	Elbow(Inc.18) 直角接头	1	
16	H22A8-60211	02	Valve,check(Inc.17) 切断阀	1	
17	Z6006-01782	00	O-ring 0型密封圈17.8x2.4	2	JIS B2401
18	Z6006-02373	00	O-ring 0型密封圈23.7x3.5	1	JIS B2401



**Figure 58: MAST HYDRAULIC SYSTEM (FULL FREE 3-STAGE METRIC)**

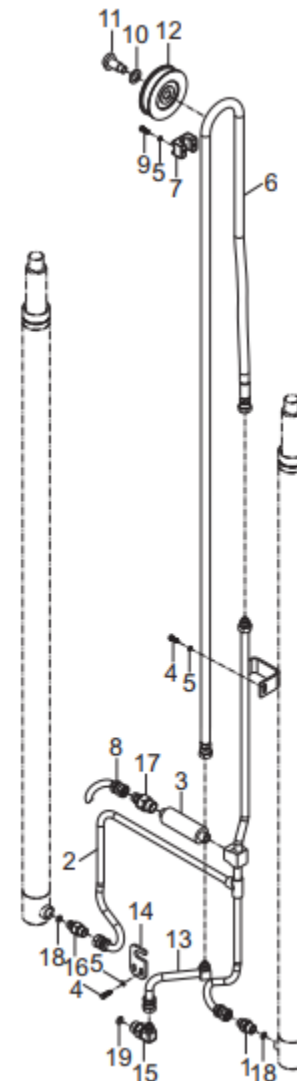
管路系统选用件 Mast Piping Optional Parts

起升高度 LIFTING HEIGHT	件2	件6	备注 REMARK
	图号 PART NO	图号 PART NO	
M360	DE778-60811	Z9502-1322022	
400	-60821	-1323222	
435	-60801	-1324522	标准 STD
450	-60831	-1324722	
470	-60841	-1325522	
480	-60851	-1325922	
500	-60861	-1327022	
540	-60871	-1328222	
600	-60881	-1330322	
650	-60891	-1332222	
700	-60901	-1335222	



**Figure 59: MAST HYDRAULIC SYSTEM (FULL FREE 3-STAGE SAE)**

序号 Item No	图号 Part No	版本 Edition	零部件名称 Description	件数 Q'ty	备注 Remark
A	HRDE778601	D02	Mast hydraulic system 门架管路系统	1	
01	JT6021-22381	03	Nipple(Inc.18) 直通接头	1	
02	HRDE778611	02	Steel pipe ass'y 钢管总成	1	见选用表 See op.Parts
03	D20B8-60201	00	Flow regulator 限速阀	1	
04	B0330-08016	00	Bolt 螺栓M8x16	3	GB5783-86
05	B5050-00008	00	Washer,lock 垫圈8	5	GB93-87
06	Z7802-1300022	D00	Hose H.P. 高压胶管	1	见选用表 See op.Parts
07	DG1N8-63071	00	Clip 主油管管卡	1	
08	Z7802-1307022GS	D00	Hose H.P. 高压胶管	1	
09	B0330-08035	00	Bolt 螺栓M8X35	2	GB5783-86
10	DG1N8-63101	00	Shim 调整垫圈	1	
11	H22N0-92521	D01	Pin,pulley 滑轮轴	1	
12	D15Y8-62071	01	Pulley 滑轮	1	
13	DE778-60211	01	Connector 钢管接头总成	1	
14	DE778-62101	00	Stopper 限位板	1	
15	D26Z0-60231	01	Elbow(Inc.19) 直角接头	1	
16	H22A8-60211	02	Valve,check(Inc.18) 切断阀	1	
17	E20B8-60201	00	Connector 过渡接头	1	
18	Z6006-01782	00	O-ring 0型密封圈17.8x2.4	2	JIS B2401
19	Z6006-02373	00	O-ring 0型密封圈23.7x3.5	1	JIS B2401

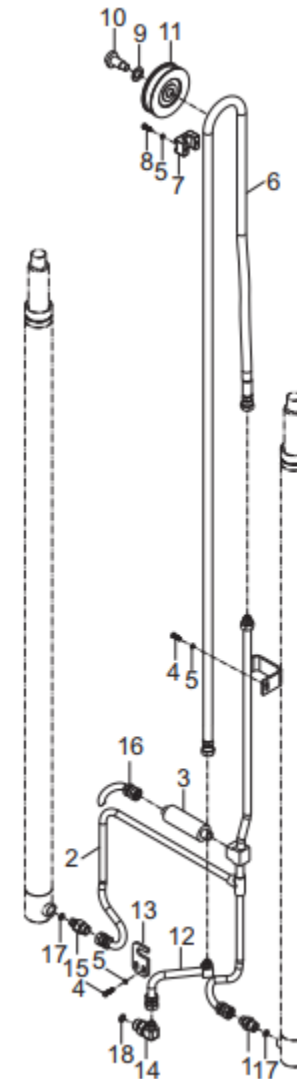






**Figure 60: MAST HYDRAULIC SYSTEM (FULL FREE 3-STAGE METRIC)**

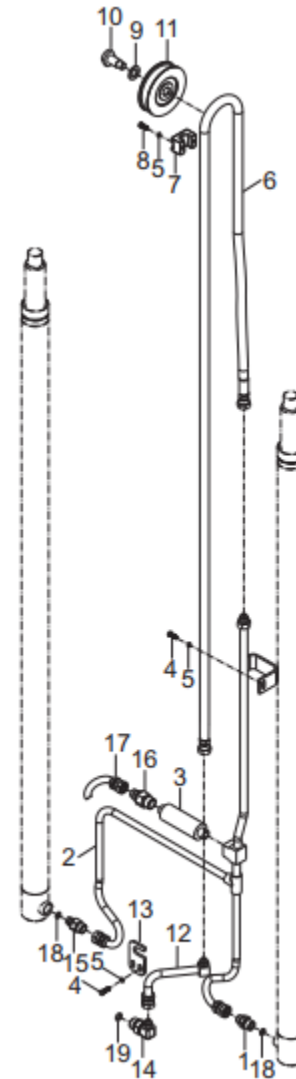
序号 Item No	图号 Part No	版本 Edition	零部件名称 Description	件数 Q'ty	备注 Remark
A	HRDS3Z8602	D01	Mast hydraulic system 门架管路系统	1	
01	JT6021-22381	03	Nipple(Inc.17) 直通接头	1	
02	HRDE778631	00	Steel pipe ass'y 钢管总成	1	见选用表 See op.Parts
03	D28B8-60201	D00	Flow regulator 限速阀	1	
04	B0330-08016	00	Bolt 螺栓M8x16	3	GB5783-86
05	B5050-00008	00	Washer,lock 垫圈8	5	GB93-87
06	Z9502-1300022	D00	Hose H.P. 高压胶管	1	见选用表 See op.Parts
07	DG1N8-63071	00	Clip 主油管管卡	1	
08	B0330-08035	00	Bolt 螺栓M8X35	2	GB5783-86
09	DG1N8-63101	00	Shim 调整垫圈	1	
10	H22N0-92521	D01	Pin,pulley 滑轮轴	1	
11	D15Y8-62071	01	Pulley 滑轮	1	
12	DS3Z8-60221	00	Connector 钢管接头总成 <td>1</td> <td></td>	1	
13	DE778-62101	00	Stopper 限位板	1	
14	D26Z0-60231	01	Elbow(Inc.18) 直角接头	1	
15	H22A8-60211	02	Valve,check(Inc.17) 切断阀	1	
16	Z9502-1307022GS	D00	Hose H.P. 高压胶管	1	
17	Z6006-01782	00	O-ring 0型密封圈17.8x2.4	2	JIS B2401
18	Z6006-02373	00	O-ring 0型密封圈23.7x3.5	1	JIS B2401





**Figure 61: MAST HYDRAULIC SYSTEM (FULL FREE 3-STAGE SAE)**

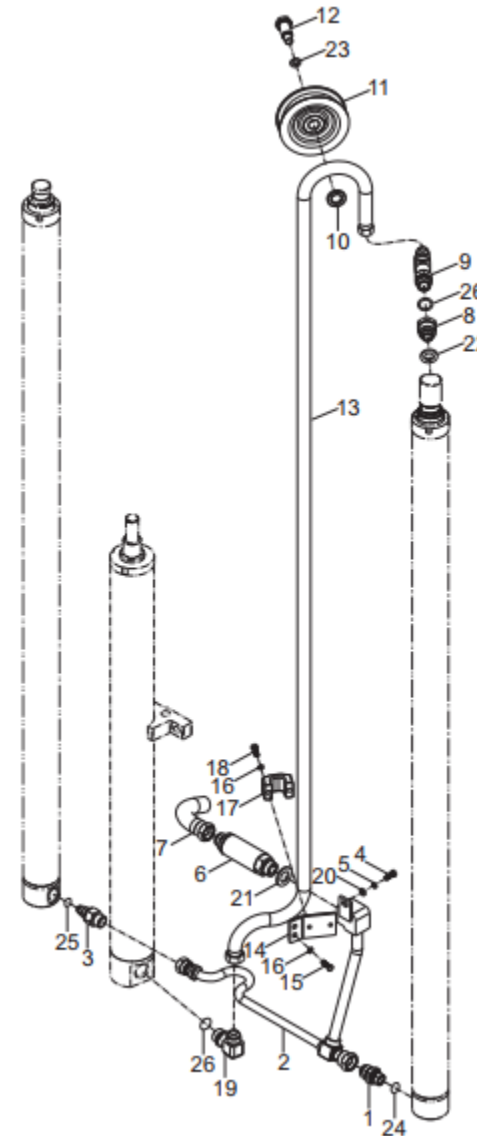
序号 Item No	图号 Part No	版本 Edition	零部件名称 Description	件数 Q'ty	备注 Remark
A	HRDS3Z8601	D02	Mast hydraulic system 门架管路系统	1	
01	JT6021-22381	03	Nipple(Inc.18) 直通接头	1	
02	HRDE778611	01	Steel pipe ass'y 钢管总成	1	见选用表 See op.Parts
03	D28B8-60201	D00	Flow regulator 限速阀	1	
04	B0330-08016	00	Bolt 螺栓M8x16	3	GB5783-86
05	B5050-00008	00	Washer,lock 垫圈8	5	GB93-87
06	Z7802-1300022	D00	Hose H.P. 高压胶管	1	见选用表 See op.Parts
07	DG1N8-63071	00	Clip 主油管管卡	1	
08	B0330-08035	00	Bolt 螺栓M8X35	2	GB5783-86
09	DG1N8-63101	00	Shim 调整垫圈	1	
10	H22N0-92521	D01	Pin,pulley 滑轮轴	1	
11	D15Y8-62071	01	Pulley 滑轮	1	
12	DS3Z8-60211	01	Connector 钢管接头总成	1	
13	DE778-62101	00	Stopper 限位板	1	
14	D26Z0-60231	01	Elbow(Inc.19) 直角接头	1	
15	H22A8-60211	02	Valve,check(Inc.18) 切断阀	1	
16	E20B8-60201	00	Connector 过渡接头	1	
17	Z7802-1307022GS	D00	Hose H.P. 高压胶管	1	
18	Z6006-01782	00	O-ring 0型密封圈17.8x2.4	2	JIS B2401
19	Z6006-02373	00	O-ring 0型密封圈23.7x3.5	1	JIS B2401





**Figure 62: MAST HYDRAULIC SYSTEM (FULL FREE 4-STAGE SAE)**

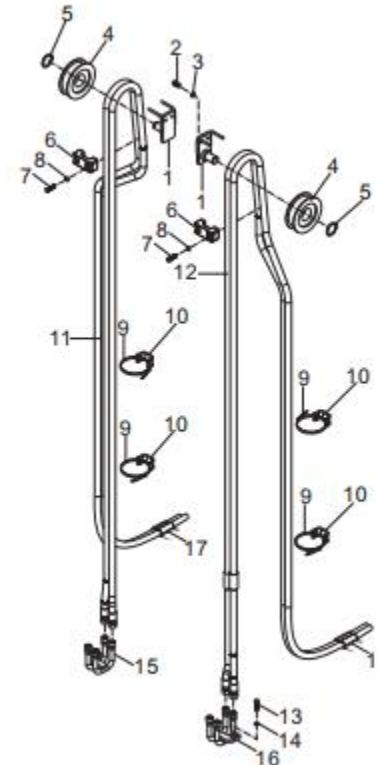
序号 Item No	图号 Part No	版本 Edition	零部件名称 Description	件数 Q'ty	备注 Remark
A	HRDH2V8601	D01	Mast hydraulic system 门架管路系统	1	
01	JT8021-16221	00	Nipple(Inc.24) 直通接头	1	
02	DH2V8-60201	00	Steel pipe ass'y, rear 后缸钢管总成	1	
03	H22A8-60211	02	Shut-off valve(Inc.25) 切断阀	1	
04	B0330-08035	00	Bolt 螺栓M8X35	2	GB5783-86
05	B5050-00008	00	Washer,lock 垫圈8	2	GB93-87
06	DH2V8-62101	00	Flow regulator 限速阀	1	
07	Z7802-16A05225GS	00	Hose H.P. 高压胶管	1	
08	DH2V8-62141	00	Elbow 缸头过渡接头	1	
09	JT8022-16081	00	Elbow(Inc.26) 直角接头	1	
10	DH2V8-62131	01	Washer 垫圈	1	
11	DH2V8-62111	01	Pulley 主滑轮	1	
12	DH2V8-62121	01	Pin,pulley 主滑轮轴	1	
13	Z7802-16A00025	00	Hose H.P. 高压胶管	1	见选用件表 See Op. Parts
14	DH2V8-62151	00	Plate 管卡安装板	1	
15	B0330-08025	00	Bolt 螺栓M8X25	1	GB5783-86
16	B5050-00008	00	Washer,lock 垫圈8	4	GB93-87
17	DH2V8-62161	00	Clip 管卡	1	
18	B0330-08035	00	Bolt 螺栓M8X35	2	GB5783-86
19	JT8022-16071	00	Elbow(Inc.26) 直角接头	1	
20	B5310-00008	00	Washer 垫圈8	1	GB97.1-85
21	Z6700-02227	00	Washer 组合垫圈22X27	1	JB982-77
22	Z6700-02727	00	Washer 组合垫圈27X27	1	JB982-77
23	DH2V8-62171	00	Washer 垫圈	1	
24	Z6004-02402	00	O-ring 0型密封圈24X2.4	1	GB1235-76
25	Z6006-01782	00	O-ring 0型密封圈17.8X2.4	1	JIS B2401
26	Z6004-03004	00	O-ring 0型密封圈30X3.5	2	GB1235-76





**Figure 63: HOSE & PULLEY BLOCK (NORMAL MAST M. METRIC)**

序号 Item No	图号 Part No	版本 Edition	零部件名称 Description	件数 Qty		备注 Remark
				三片绳 3-Stron	四片绳 4-Stron	
A	HRF25JH151	D02	Hose & pulley block (Metric) 胶管滑轮组 (公制)	1	1	
01	F25JH-08041	00	Pulley bracket ass'y 滑轮支架	1	2	
02	B0330-08020	00	Bolt 螺栓M8x20	2	4	GB5783-86
03	B5050-00008	00	Washer,lock 垫圈8	2	4	GB93-87
04	F24JH-13161	00	Pulley 滑轮	1	2	
05	B6150-00020	00	Snap ring 挡圈20	1	2	GB894.1-86
06	D16JH-05221	00	Double line clip 双列管夹	1	2	
07	B0230-06030	00	Bolt 螺栓M6x30	2	4	GB5783-86
08	B5050-00006	00	Washer,lock 垫圈6	2	4	GB93-87
09	Z9260-80350	D00	Belt clip 捆扎带	2	4	
10	F23JH-22041	00	Clip 管夹	2	4	
11	Z7002-0800015	00	Hose H.P. 高压胶管	2	2	
12	Z7002-0800015	00	Hose H.P. 高压胶管	0	2	
13	B0330-08025	00	Bolt 螺栓M8x25	1	2	GB5783-86
14	B5050-00008	00	Washer,lock 垫圈8	1	2	GB93-87
15	F23JH-23021	00	Steel pipe ass'y L.H.钢管总成(左)	1	1	
16	F23JH-23011	00	Steel pipe ass'y R.H.钢管总成(右)	0	1	
17	20020-46000	00	Sleeve 黑色螺旋护套NXHT-16	2	4	L=200mm

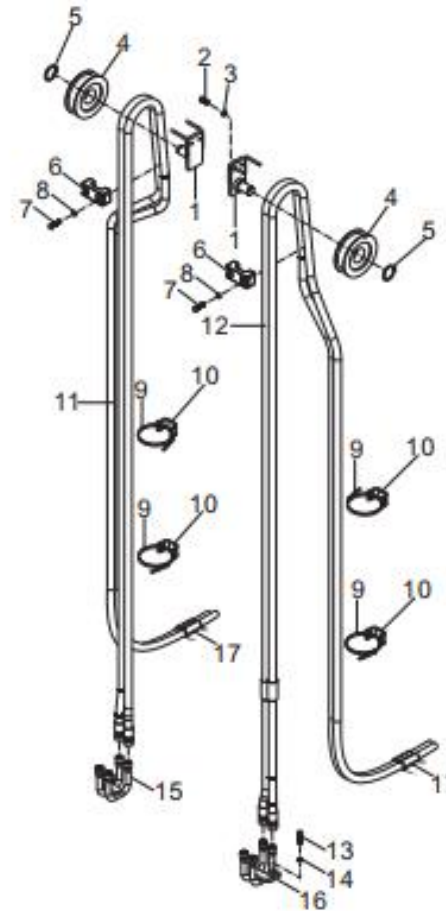






**Figure 64: HOSE & PULLEY BLOCK (NORMAL MAST M. SAE)**

序号 Item No	图号 Part No	版本 Edition	零件名称		件数	Qty	备注 Remark
			Description				
A	HRF25JH081	D02	Hose & pulley block (SAE)	胶管滑轮组 (美制)	1	1	
01	F25JH-08041	00	Pulley bracket ass'y	滑轮支架	1	2	
02	B0330-08020	00	Bolt	螺栓M8x20	2	4	GB5783-86
03	B5050-00008	00	Washer,lock	垫圈8	2	4	GB93-87
04	F24JH-13161	00	Pulley	滑轮	1	2	
05	B6150-00020	00	Snap ring	挡圈20	1	2	GB894.1-86
06	D16JH-05221	00	Double line clip	双列管夹	1	2	
07	B0230-06030	00	Bolt	螺栓M6x30	2	4	GB5783-86
08	B5050-00006	00	Washer,lock	垫圈6	2	4	GB93-87
09	Z9260-80350	D00	Belt clip	捆扎带	2	4	
10	F23JH-22041	00	Clip	管夹	2	4	
11	Z7802-0800015	00	Hose H.P.	高压胶管	2	2	
12	Z7802-0800015	00	Hose H.P.	高压胶管	0	2	
13	B0330-08025	00	Bolt	螺栓M8x25	1	2	GB5783-86
14	B5050-00008	00	Washer,lock	垫圈8	1	2	GB93-87
15	F23JH-25021	00	Steel pipe ass'y L.H.	钢管总成(左)	0	1	
16	F23JH-25011	00	Steel pipe ass'y R.H.	钢管总成(右)	1	1	
17	20020-46000	00	Sleeve	黑色螺旋护套NXHT-16	2	4	L=200mm



**Figure 64: HOSE & PULLEY BLOCK (NORMAL MAST M. SAE)**

胶管滑轮组(美制螺纹) Mast Piping Optional Parts(SAE)

起升高度 LIFTING HEIGHT	2t, 2.5t		3t, 3.2t	
	件11 HOSE H. P.	件12 HOSE H. P.	件11 HOSE H. P.	件12 HOSE H. P.
M200	Z7802-0828017	Z7802-0830017	Z7802-0829017	Z7802-0831517
250	Z7802-0833017	Z7802-0835017	Z7802-0834017	Z7802-0836517
270	Z7802-0835017	Z7802-0837017	Z7802-0836017	Z7802-0838517
标准 STD				
300	Z7802-0838017	Z7802-0840017	Z7802-0839017	Z7802-0841517
330	Z7802-0841017	Z7802-0843017	Z7802-0842017	Z7802-0844517
350	Z7802-0843017	Z7802-0845017	Z7802-0844017	Z7802-0846017
370	Z7802-0845017	Z7802-0847017	Z7802-0846017	Z7802-0848017
400	Z7802-0849017	Z7802-0851017	Z7802-0850017	Z7802-0852517
425	Z7802-0852017	Z7802-0853017	Z7802-0852517	Z7802-0855017
450	Z7802-0854017	Z7802-0855017	Z7802-0855017	Z7802-0857517
475	Z7802-0857017	Z7802-0858017	Z7802-0857517	Z7802-0860017
500	Z7802-0860017	Z7802-0861017	Z7802-0860017	Z7802-0862517
550	Z7802-0866017	Z7802-0867017	Z7802-0866017	Z7802-0868017
600	Z7802-0871017	Z7802-0872017	Z7802-0871017	Z7802-0873517

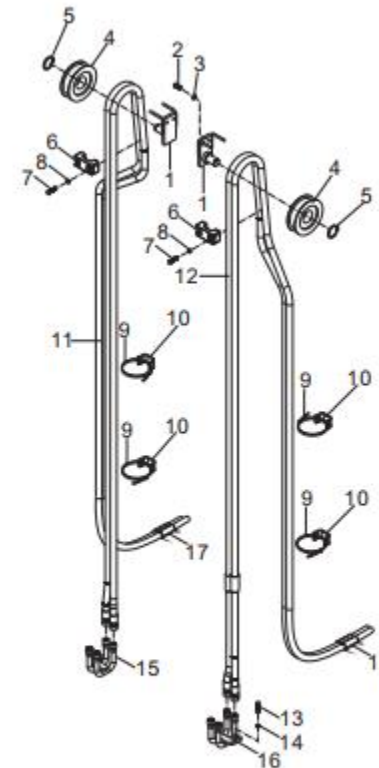
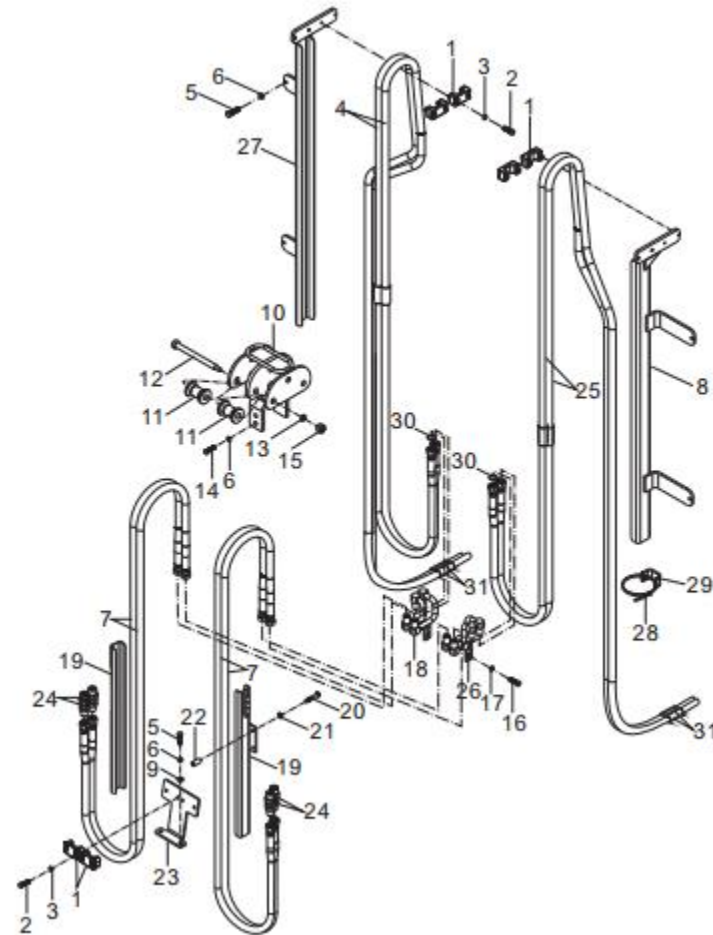


Figure 65: HOSE & PULLEY BLOCK (FULL FREE 2-STAGE ZM METRIC)

序号 Item No	图号 Part No	版本 Edition	零件名称 Description	件数 Qty		备注 Remark
				三片式 Shotrow	四片式 Shotrow	
A	HRF25JH061	D01	Hose & pulley block (Metric) 胶管滑轮组 (公制)	1	1	
01	D16JH-05221	05	Double line pipe clip 双列管夹	3	6	
02	B0230-06030	00	Bolt 螺栓M6x30	6	12	GB5782-86
03	B5050-00006	00	Washer,lock 垫圈6	6	12	GB93-87
04	Z7002-0800017	00	Hose H.P. 高压胶管	2	2	
05	B0330-08025	00	Bolt 螺栓M8x25	4	6	GB5783-86
06	B5050-00008	00	Washer,lock 垫圈8	8	10	GB93-87
07	Z7001-0800015	D00	Hose H.P. 高压胶管8   xL	2	4	
08	HRF23JH152	02	Outer guide rail L.H. 外导轨 (左)	0	1	
09	B5050-00008	00	Washer,lock 垫圈8	2	2	GB93-87
10	D16JH-05031	04	Pulley bracket ass'y 滑轮支架总成	1	1	
11	D16JH-05201	02	Pulley 滑轮	3	6	
12	D16JH-05301	00	Bolt 螺栓	3	3	
13	B5050-00012	00	Washer,lock 垫圈12	3	3	GB93-87
14	B0330-08025	00	Bolt 螺栓M8x25	4	4	GB5783-86
15	B4123-00012	00	Nut 螺母M12	3	3	GB6170-86
16	B0330-08016	00	Bolt 螺栓M8x16	2	4	GB5783-86
17	B5050-00008	00	Washer,lock 垫圈8	2	4	GB93-87
18	D23JH-15141R	00	Nipple ass'y R.H. 接头总成 (右)	1	1	
19	HRF23JH155	00	Inner guide rail L.H. 内导轨 (左)	0	1	
-	HRF23JH156	00	Inner guide rail R.H. 内导轨 (右)	1	1	
20	B0230-08050	00	Bolt 螺栓M8x50	2	4	GB5782-86
21	B5050-00008	00	Washer,lock 垫圈8	2	4	GB93-87
22	D23JH-15971	D00	Steel pipe 钢管 φ 14x28	2	4	
23	F24JH-13171	00	Guide 胶管导向II	1	1	
24	F23JH-22361	00	Nipple 直通隔板接头	2	4	
25	Z7002-0800017	00	Hose H.P. 高压胶管	0	2	
26	D23JH-15141L	01	Nipple ass'y L.H. 接头总成 (左)	0	1	
27	HRF23JH153	01	Outer guide rail R.H. 外导轨 (右)	1	1	
28	Z9260-80350	D00	Belt clip 捆扎带8x350	2	4	

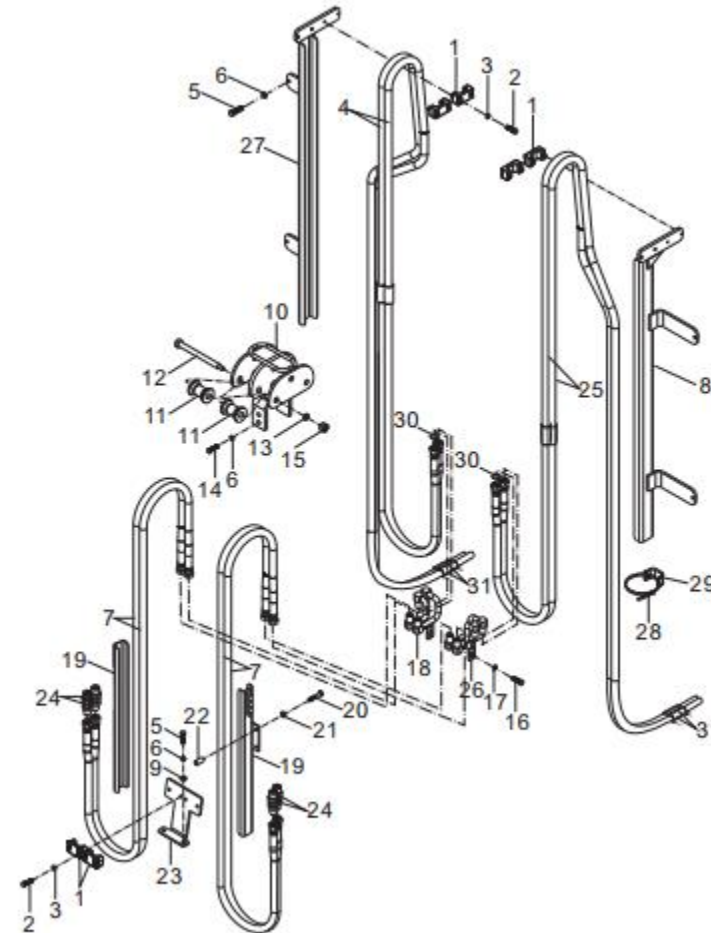




**Figure 65: HOSE & PULLEY BLOCK (FULL FREE 2-STAGE ZM METRIC)**

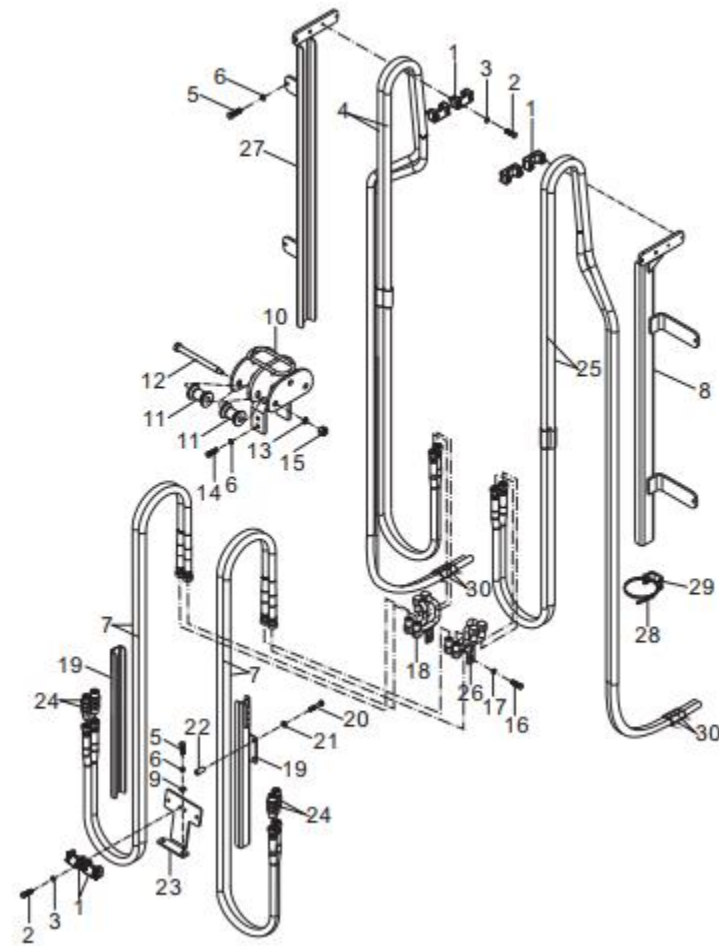
胶管滑轮组(公制螺纹) Mast Piping Optional Parts (Metric)

起升高度 LIFTING HEIGHT	2t~2.5t					备注 Remark
	件04 HOSE H. P.	件25 HOSE H. P.	件07 HOSE H. P.	件07 HOSE H. P. 配侧移器 WITH SIDE SHIFTER		
M200	Z7002-0821517	Z7002-0823517	Z7001-0817015	Z7001-0816515	Z7001-0815515	
250	0825017	0827017	0818515	0818015	0817015	
270	0827017	0829017	0819015	0818515	0817515	
300	0829017	0831017	0820015	0819515	0818515	标准 STD
330	0831017	0833017	0821015	0820515	0819515	
350	0833017	0835017	0821515	0821015	0820015	
370	0834017	0836017	0822015	0821515	0820515	
400	0837017	0839017	0823015	0822515	0821515	
425	0839017	0841017	0823515	0823015	0822015	
450	0840517	0842517	0824015	0823515	0822515	
475	0842517	0844517	0824515	0824015	0823015	
500	0844017	0846017	0825015	0824515	0823515	
550	0848017	0850017	0826515	0826015	0825015	
600	0852017	0854017	0828015	0827515	0826515	



**Figure 66: HOSE & PULLEY BLOCK (FULL FREE 2-STAGE ZM SAE)**

序号 Item No	图号 Part No	版本 Edition	零件名称 Description	件数 Qty		备注 Remark
				三片式 3-Piece	四片式 4-Piece	
A	HRF25JH071	D01	Hose & pulley block (SAE) 胶管滑轮组 (美制)	1	1	
01	D16JH-05221	05	Double line pipe clip 双列管夹	3	6	
02	B0230-06030	00	Bolt 螺栓M6x30	6	12	GB5782-86
03	B5050-00006	00	Washer,lock 垫圈6	6	12	GB93-87
04	Z7802-0800017	00	Hose H.P. 高压胶管	2	2	
05	B0330-08025	00	Bolt 螺栓M8x25	4	6	GB5783-86
06	B5050-00008	00	Washer,lock 垫圈8	8	10	GB93-87
07	Z7801-0800015	00	Hose H.P. 高压胶管8LxL	2	4	
08	HRF23JH152	02	Outer guide rail L.H. 外导轨(左)	0	1	
09	B5050-00008	00	Washer,lock 垫圈8	2	2	GB93-87
10	D16JH-05031	04	Pulley bracket ass'y 滑轮支架总成	1	1	
11	D16JH-05201	02	Pulley 滑轮	3	6	
12	D16JH-05301	00	Bolt 螺栓	3	3	
13	B5050-00012	00	Washer,lock 垫圈12	3	3	GB93-87
14	B0330-08025	00	Bolt 螺栓M8x25	4	4	GB5783-86
15	B4123-00012	00	Nut 螺母M12	3	3	GB6170-86
16	B0330-08016	00	Bolt 螺栓M8x16	2	4	GB5783-86
17	B5050-00008	00	Washer,lock 垫圈8	2	4	GB93-87
18	D23JH-16141R	00	Nipple ass'y R.H. 接头总成(右)	1	1	
19	HRF23JH155	00	Inner guide rail L.H. 内导轨(左)	0	1	
-	HRF23JH156	00	Inner guide rail R.H. 内导轨(右)	1	1	
20	B0230-08050	00	Bolt 螺栓M8x50	2	4	GB5782-86
21	B5050-00008	00	Washer,lock 垫圈8	2	4	GB93-87
22	D23JH-15971	D00	Steel pipe 钢管φ14x28	2	4	
23	F24JH-13171	00	Guide 胶管导向II	1	1	
24	D16JH-80141	D00	Nipple 直通接头	2	4	
25	Z7002-0800017	00	Hose H.P. 高压胶管	0	2	
26	D23JH-15141L	01	Nipple ass'y L.H. 接头总成(左)	0	1	
27	HRF23JH153	01	Outer guide rail R.H. 外导轨(右)	1	1	
28	Z9260-80350	D00	Belt clip 捆扎带8x350	2	4	



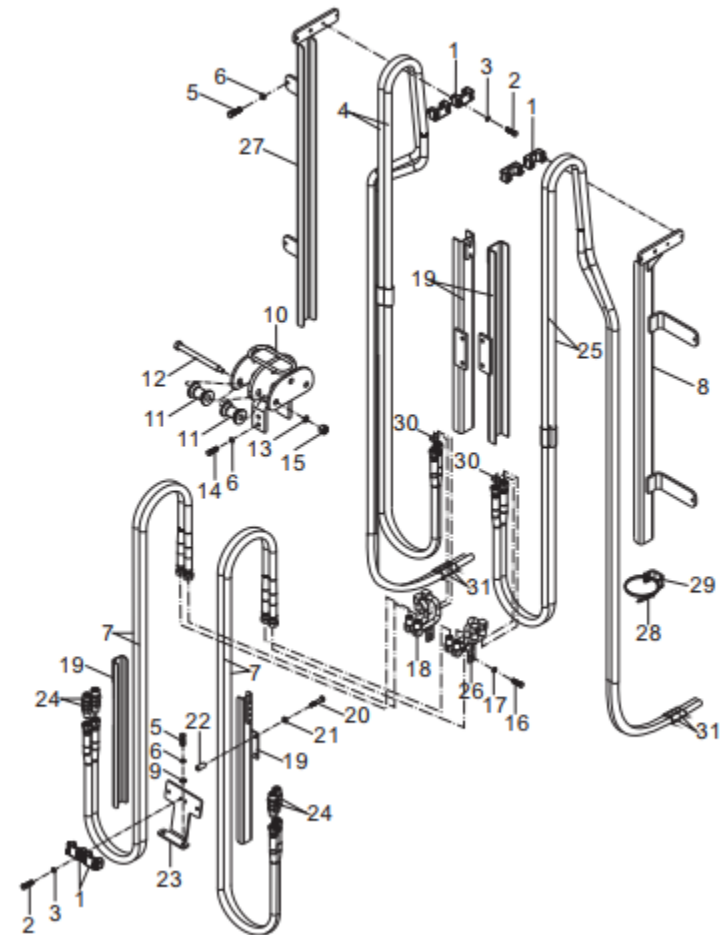






**Figure 67: HOSE & PULLEY BLOCK (FULL FREE 2-STAGE ZM METRIC)**

序号 Item No	图号 Part No	版本 Edition	零部件名称 Description	件数 Q'ty		备注 Remark
				三片夹 3throw	四片夹 4throw	
A	HRF26JH011	D02	Hose & pulley block (Metric) 胶管滑轮组 (公制)	1	1	
01	D16JH-05221	05	Double line pipe clip 双列管夹	3	6	
02	B0230-06030	00	Bolt 螺栓M6x30	6	12	GB5782-86
03	B5050-00006	00	Washer,lock 垫圈6	6	12	GB93-87
04	Z7002-0800017	00	Hose H.P. 高压胶管	2	2	
05	B0330-08025	00	Bolt 螺栓M8x25	4	6	GB5783-86
06	B5050-00008	00	Washer,lock 垫圈8	8	10	GB93-87
07	Z7001-0800015	D00	Hose H.P. 高压胶管8   xL	2	4	
08	HRF26JH152	00	Outer guide rail L.H. 外导轨(左)	0	1	
09	B5050-00008	00	Washer,lock 垫圈8	2	2	GB93-87
10	D16JH-05031	04	Pulley bracket ass'y 滑轮支架总成	1	1	
11	D16JH-05201	02	Pulley 滑轮	3	6	
12	D16JH-05301	00	Bolt 螺栓	3	3	
13	B5050-00012	00	Washer,lock 垫圈12	3	3	GB93-87
14	B0330-08025	00	Bolt 螺栓M8x25	4	4	GB5783-86
15	B4123-00012	00	Nut 螺母M12	3	3	GB6170-86
16	B0330-08016	00	Bolt 螺栓M8x16	2	4	GB5783-86
17	B5050-00008	00	Washer,lock 垫圈8	2	4	GB93-87
18	D23JH-15141R	00	Nipple ass'y R.H. 接头总成(右)	1	1	
19	HRF23JH155	00	Inner guide rail L.H. 内导轨(左)	0	1	
-	HRF23JH156	00	Inner guide rail R.H. 内导轨(右)	1	1	
20	B0230-08050	00	Bolt 螺栓M8x50	2	4	GB5782-86
21	B5050-00008	00	Washer,lock 垫圈8	2	4	GB93-87
22	D23JH-15971	D00	Steel pipe 钢管φ14x28	2	4	
23	F24JH-13171	00	Guide 胶管导向II	1	1	
24	F23JH-22361	00	Nipple 直通隔板接头	2	4	
25	Z7002-0800017	00	Hose H.P. 高压胶管	0	2	
26	D23JH-15141L	01	Nipple ass'y L.H. 接头总成(左)	0	1	
27	HRF26JH153	00	Outer guide rail R.H. 外导轨(右)	1	1	
28	Z9260-80350	D00	Belt clip 捆扎带8x350	2	4	

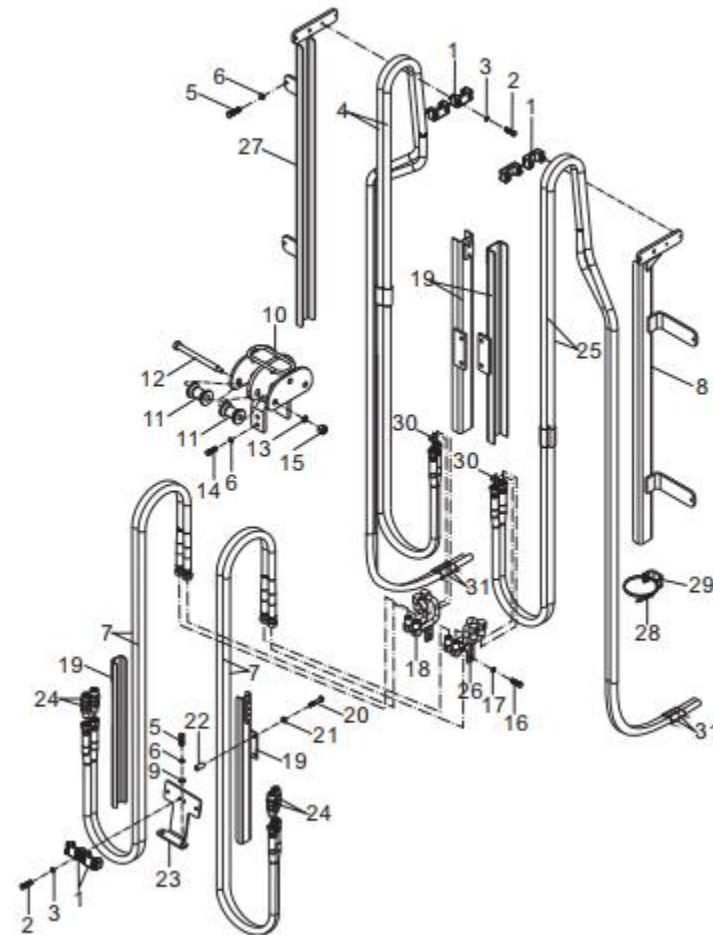




**Figure 67: HOSE & PULLEY BLOCK (FULL FREE 2-STAGE ZM METRIC)**

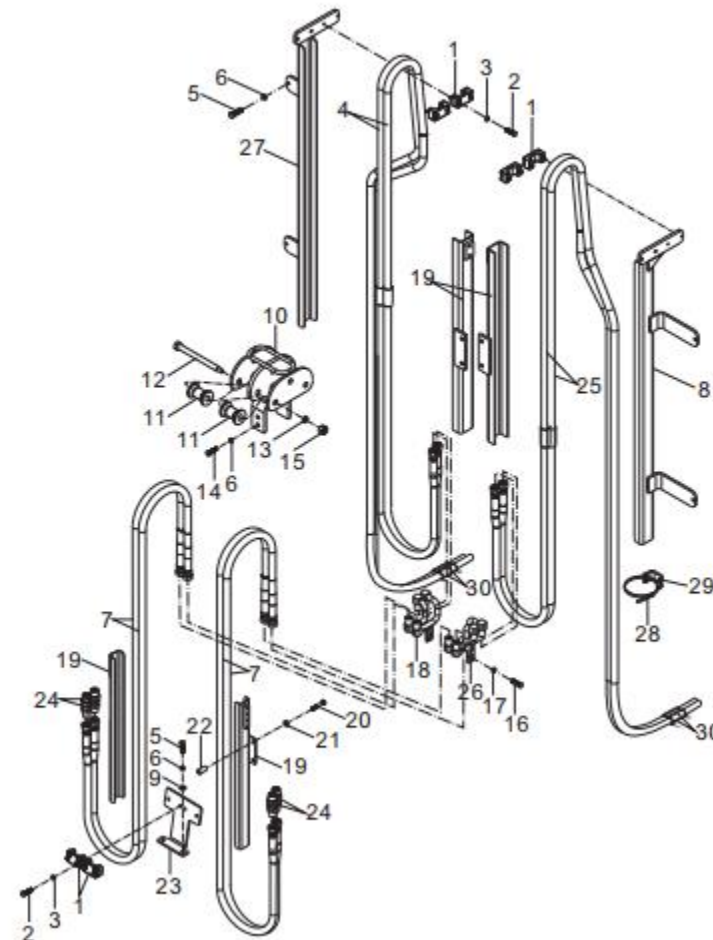
胶管滑轮组(公制螺纹) Mast Piping Optional Parts (Metric)

起升高度 LIFTING HEIGHT	3t~3.2t					备注 Remark
	件04 HOSE H. P.	件25 HOSE H. P.	件07 HOSE H. P.	件07 HOSE H. P. 比例移器 WITH SIDE SHIFTER		
M200	Z7002-0824517	Z7002-0826517	Z7001-0818015	Z7001-0818015	Z7001-0817015	
250	0828517	0830517	0819315	0819315	0818315	
270	0830017	0832017	0820015	0820015	0819015	
300	0833017	0835017	0820515	0820515	0819515	标准 STD
330	0835017	0837017	0821215	0821215	0820215	
350	0837017	0839017	0821715	0821715	0820715	
370	0838017	0840017	0822215	0822215	0821215	
400	0841017	0843017	0823215	0823215	0822215	
425	0843017	0845017	0823715	0823715	0822715	
450	0844517	0846517	0824515	0824515	0823515	
475	0846517	0848517	0825015	0825015	0824015	
500	0848017	0850017	0825715	0825715	0824715	
550	0852017	0854017	0827315	0827315	0826315	
600	0856017	0858017	0828515	0828515	0827515	



**Figure 68: HOSE & PULLEY BLOCK (FULL FREE 2-STAGE ZM SAE)**

序号 Item No	图号 Part No	版本 Edition	零部件名称 Description	件数 Qty		备注 Remark
				三片式 3-throw	四片式 4-throw	
A	HRF26JH021	D02	Hose & pulley block (SAE) 胶管滑轮组 (美制)	1	1	
01	D16JH-05221	05	Double line pipe clip 双列管夹	3	6	
02	B0230-06030	00	Bolt 螺栓M6x30	6	12	GB5782-86
03	B5050-00006	00	Washer,lock 垫圈6	6	12	GB93-87
04	Z7802-0800017	00	Hose H.P. 高压胶管	2	2	
05	B0330-08025	00	Bolt 螺栓M8x25	4	6	GB5783-86
06	B5050-00008	00	Washer,lock 垫圈8	8	10	GB93-87
07	Z7801-0800015	00	Hose H.P. 高压胶管81xL	2	4	
08	HRF26JH152	00	Outer guide rail L.H. 外导轨(左)	0	1	
09	B5050-00008	00	Washer,lock 垫圈8	2	2	GB93-87
10	D16JH-05031	04	Pulley bracket ass'y 滑轮支架总成	1	1	
11	D16JH-05201	02	Pulley 滑轮	3	6	
12	D16JH-05301	00	Bolt 螺栓	3	3	
13	B5050-00012	00	Washer,lock 垫圈12	3	3	GB93-87
14	B0330-08025	00	Bolt 螺栓M8x25	4	4	GB5783-86
15	B4123-00012	00	Nut 螺母M12	3	3	GB6170-86
16	B0330-08016	00	Bolt 螺栓M8x16	2	4	GB5783-86
17	B5050-00008	00	Washer,lock 垫圈8	2	4	GB93-87
18	D23JH-16141R	00	Nipple ass'y R.H. 接头总成(右)	1	1	
19	HRF23JH155	00	Inner guide rail L.H. 内导轨(左)	0	1	
-	HRF23JH156	00	Inner guide rail R.H. 内导轨(右)	1	1	
20	B0230-08050	00	Bolt 螺栓M8x50	2	4	GB5782-86
21	B5050-00008	00	Washer,lock 垫圈8	2	4	GB93-87
22	D23JH-15971	D00	Steel pipe 钢管φ14x28	2	4	
23	F24JH-13171	00	Guide 胶管导向II	1	1	
24	D16JH-80141	D00	Nipple 直通接头	2	4	
25	Z7002-0800017	00	Hose H.P. 高压胶管	0	2	
26	D23JH-15141L	01	Nipple ass'y L.H. 接头总成(左)	0	1	
27	HRF26JH153	00	Outer guide rail R.H. 外导轨(右)	1	1	
28	Z9260-80350	D00	Belt clip 捆扎带8x350	2	4	

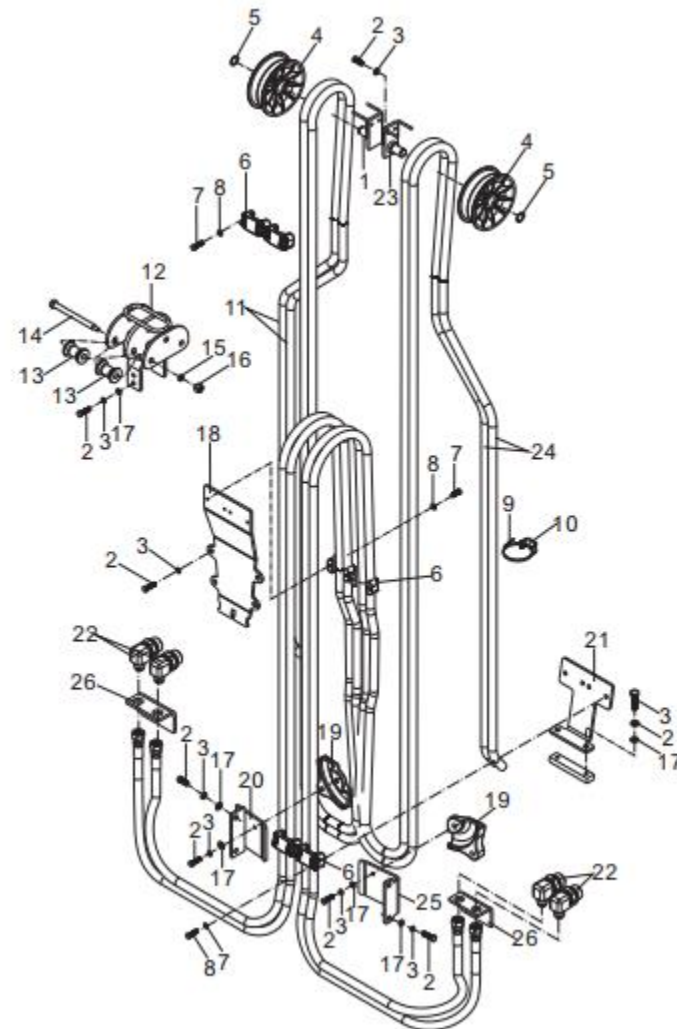






**Figure 69: HOSE & PULLEY BLOCK (FULL FREE 3-STAGE ZSM METRIC)**

序号 Item No	图号 Part No	版本 Edition	零部件名称 Description	件数 Qty		备注 Remark
				三片图 3-view	四片图 4-view	
A	HRF24JH141	D02	Hose & pulley block (metric)	1	1	
01	F24JH-13111R	00	Pulley bracket ass'y	1	1	
02	B0330-08020	00	Bolt	16	32	GB5783-86
03	B5050-00008	00	Washer,lock	16	32	GB93-87
04	F24JH-13161	00	Pulley	1	2	
05	B6150-00020	00	Snap ring	1	2	GB894.1-86
06	D16JH-05221	05	Double line pulley clip	3	6	
07	B0230-06030	00	Bolt	6	12	GB5782-86
08	B5050-00006	00	Washer,lock	6	12	GB93-87
09	Z9260-80350	D00	Clip	4	8	
10	F23JH-22041	00	Clip	3	6	
11	Z7002-0800015	00	Hose H.P.	2	2	
12	D16JH-05031	04	Pulley bracket ass'y	1	1	
13	D16JH-05201	02	Pulley ass'y	6	6	
14	D16JH-05301	00	Bolt	3	3	
15	B5050-00012	00	Washer,lock	3	3	GB93-87
16	B4123-00012	00	Nut	3	3	GB6170-86
17	B5310-00008	00	Washer,lock	10	20	GB97.1-85
18	F24JH-13121	00	Hose guide plate	1	1	
19	F24JH-13131	00	Hose guide	1	2	
20	F24JH-13151	00	Hise guide plate	1	1	
21	F24JH-13171	01	Hose guide	1	1	
22	F22JH-18111	00	Elbow	2	4	
23	F24JH-13111L	00	Pulley bracket	0	1	
24	Z7002-0800015	00	Hose H.P.	0	2	
25	F24JH-13141	00	Hose guide plate	0	1	
26	DE778-22021	02	Nipple plate	0	1	

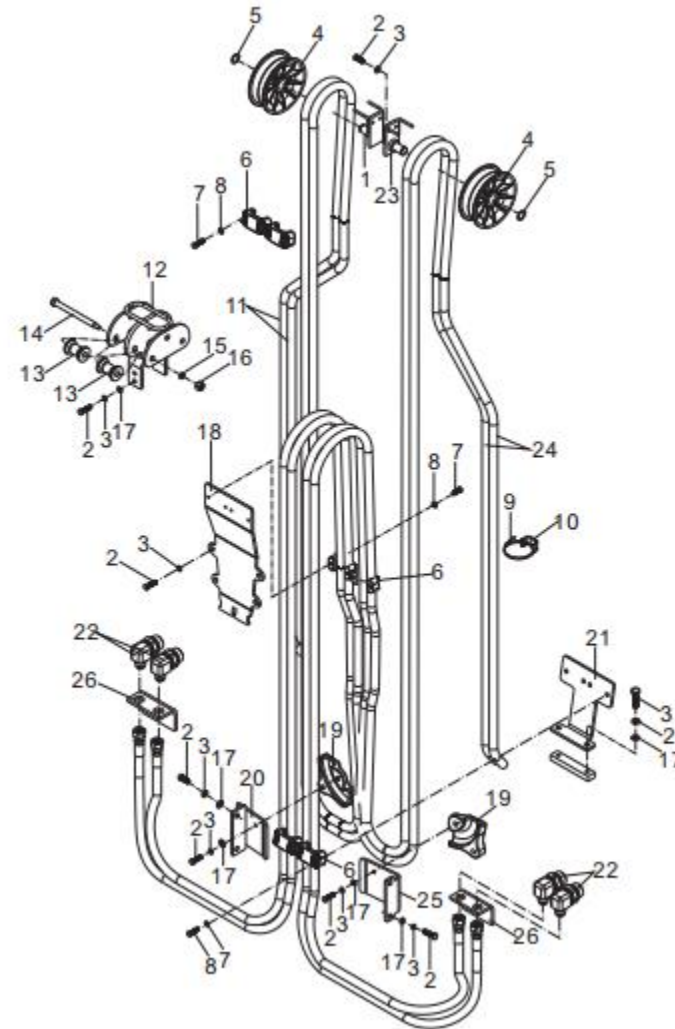




**Figure 69: HOSE & PULLEY BLOCK (FULL FREE 3-STAGE ZSM METRIC)**

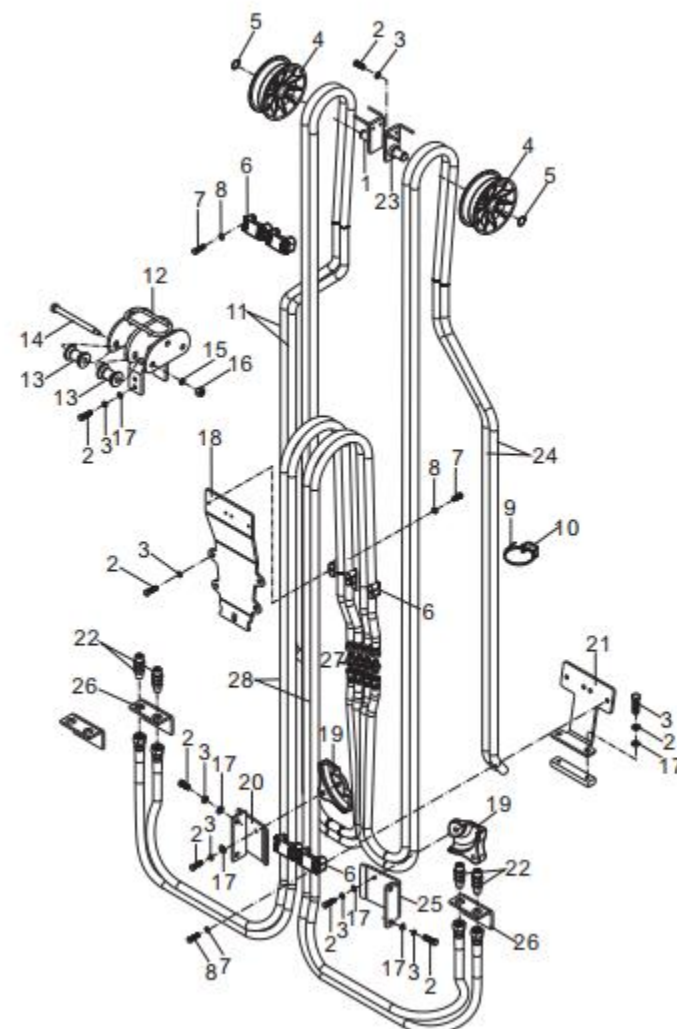
胶管滑轮组(公制螺纹) Mast Piping Optional Parts (Metric)

起升高度 LIFTING HEIGHT	件11 HOSE H. P.	件11 HOSE H. P. 配侧移器 WITH SIDE SHIFTER	件24 HOSE H. P.
M360	Z7002-0858615	Z7002-0858615	Z7002-0863315
400	Z7002-0861815	Z7002-0861815	Z7002-0866515
标准 STD	435 Z7002-0864915	Z7002-0864915	Z7002-0863915
450	Z7002-0866115	Z7002-0866115	Z7002-0866815
470	Z7002-0867815	Z7002-0867815	Z7002-0872515
480	Z7002-0868615	Z7002-0868615	Z7002-0873315
500	Z7002-0871115	Z7002-0871115	Z7002-0870115
540	Z7002-0874215	Z7002-0874215	Z7002-0873215
600	Z7002-0879715	Z7002-0879715	Z7002-0878715
650	Z7002-0884315	Z7002-0884315	Z7002-0883315
700	Z7002-0891015	Z7002-0891015	Z7002-0890015



**Figure 70: HOSE & PULLEY BLOCK (FULL FREE 3-STAGE ZSM SAE)**

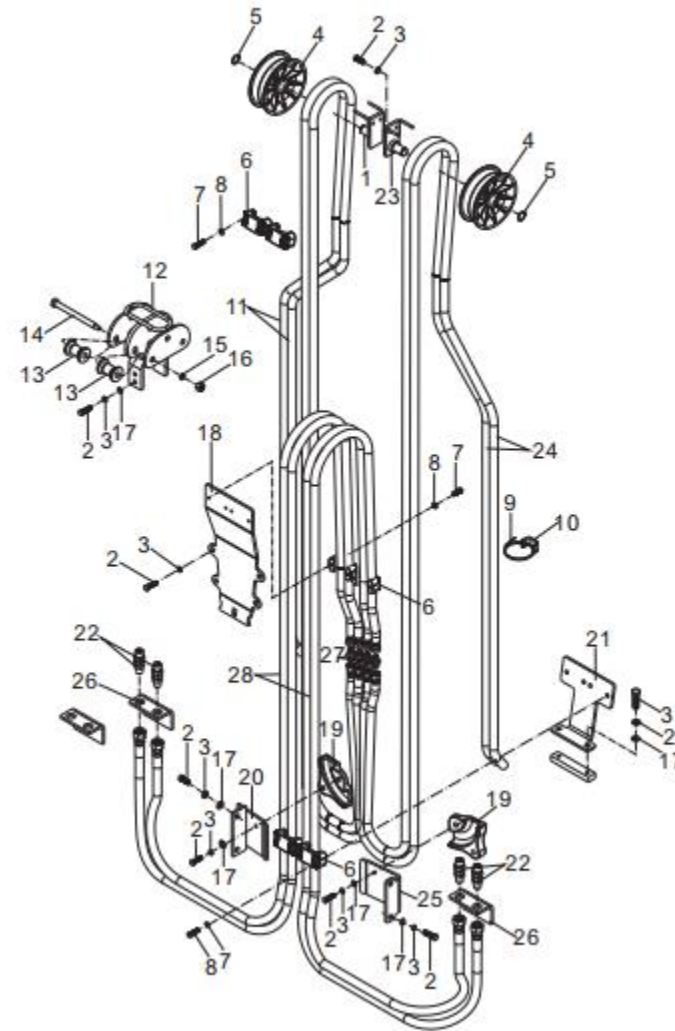
序号 Item No	图号 Part No	版本 Edition	零部件名称 Description	件数 Q'ty		备注 Remark
				三片滑 3-throw	四片滑 4-throw	
A	HRF24JH131	D03	Hose & pulley block (SAE)	1	1	
01	F24JH-13111R	00	Pulley bracket ass'y	1	1	
02	B0330-08020	00	Bolt	16	32	GB5783-86
03	B5050-00008	00	Washer,lock	16	32	GB93-87
04	F24JH-13161	00	Pulley	1	2	
05	B6150-00020	00	Snap ring	1	2	GB894.1-86
06	D16JH-05221	05	Double line pulley clip	3	6	
07	B0230-06030	00	Bolt	6	12	GB5782-86
08	B5050-00006	00	Washer,lock	6	12	GB93-87
09	Z9260-80350	D00	Clip	4	8	
10	F23JH-22041	00	Clip	3	6	
11	Z7802-0800015	00	Hose H.P.	2	2	
12	D16JH-05031	04	Pulley bracket ass'y	1	1	
13	D16JH-05201	02	Pulley ass'y	6	6	
14	D16JH-05301	00	Bolt	3	3	
15	B5050-00012	00	Washer,lock	3	3	GB93-87
16	B4123-00012	00	Nut	3	3	GB6170-86
17	B5310-00008	00	Washer,lock	10	20	GB97.1-85
18	F24JH-13121	00	Hose guide plate	1	1	
19	F24JH-13131	00	Hose guide	1	2	
20	F24JH-13151	00	Hise guide plate	1	1	
21	F24JH-13171	01	Hose guide	1	1	
22	D16JH-80141	D00	Nipple	2	4	
23	F24JH-13111L	00	Pulley bracket	0	1	
24	Z7802-0800015	00	Hose H.P.	0	2	
25	F24JH-13141	00	Hose guide plate	0	1	
26	DE778-22021	02	Nipple plate	0	1	
27	JT8025-96961	00	Nipple	2	4	
28	Z7802-0800015	00	Hose H.P.	2	4	



**Figure 70: HOSE & PULLEY BLOCK (FULL FREE 3-STAGE ZSM SAE)**

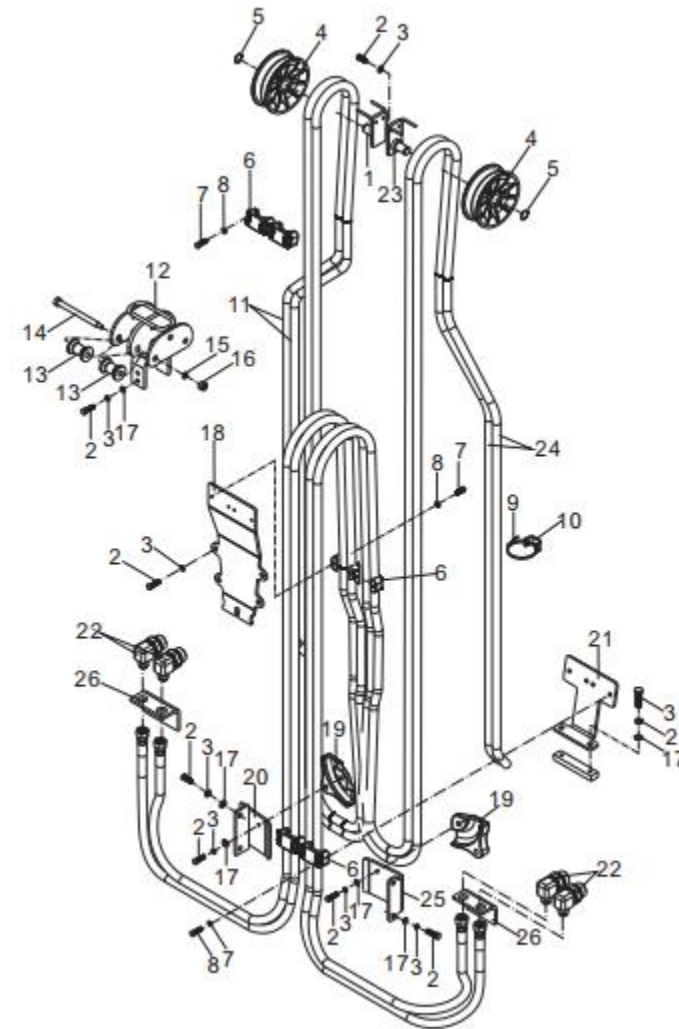
胶管滑轮组(美制螺纹) Mast Piping Optional Parts(SAE)

起升高度 LIFTING HEIGHT	件11 HOSE H. P.	件24 HOSE H. P.	件28 HOSE H. P.	备注 Remark
M360	Z7802-0836015	Z7802-0840515	Z7802-0822515	
400	Z7802-0838015	Z7802-0842515	Z7802-0824015	
435	Z7802-0839515	Z7802-0844015	Z7802-0825515	标准 STD
450	Z7802-0840015	Z7802-0844515	Z7802-0826015	
470	Z7802-0841515	Z7802-0846015	Z7802-0826515	
480	Z7802-0842015	Z7802-0846515	Z7802-0827015	
500	Z7802-0843015	Z7802-0847515	Z7802-0828015	
540	Z7802-0845015	Z7802-0849015	Z7802-0829015	
600	Z7802-0848015	Z7802-0852515	Z7802-0831515	
650	Z7802-0851015	Z7802-0855515	Z7802-0833015	
700	Z7802-0855515	Z7802-0860015	Z7802-0835515	
M360	Z7802-0837015	Z7802-0841515	Z7802-0821515	
400	Z7802-0839015	Z7802-0843515	Z7802-0823015	
435	Z7802-0840515	Z7802-0845015	Z7802-0824515	标准 STD
450	Z7802-0841015	Z7802-0845515	Z7802-0825015	
470	Z7802-0842515	Z7802-0847015	Z7802-0825515	
480	Z7802-0843015	Z7802-0847515	Z7802-0826015	
500	Z7802-0844015	Z7802-0848515	Z7802-0827015	
540	Z7802-0846015	Z7802-0850515	Z7802-0828015	
600	Z7802-0849015	Z7802-0853515	Z7802-0830515	
650	Z7802-0852015	Z7802-0856515	Z7802-0832015	
700	Z7802-0856515	Z7802-0861015	Z7802-0834515	



**Figure 71: HOSE & PULLEY BLOCK (FULL FREE 3-STAGE ZSM METRIC)**

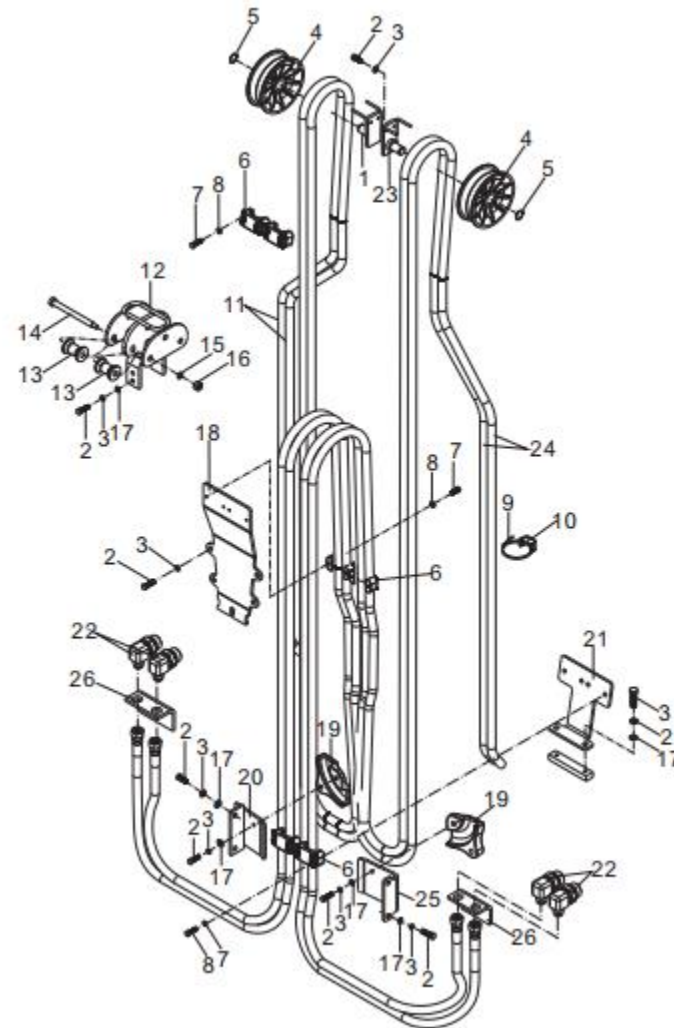
序号 Item No	图号 Part No	版本 Edition	零部件名称 Description	件数 Q'ty		备注 Remark
				三片式 3throw	四片式 4throw	
A	HRF25JH141	D02	Hose & pulley block 3t-3, 2t胶管滑轮组(公制)	1	1	
01	F24JH-13111R	00	Pulley bracket ass'y 滑轮支架R	1	1	
02	B0330-08020	00	Bolt 螺栓M8x20	16	32	GB5783-86
03	B5050-00008	00	Washer,lock 垫圈8	16	32	GB93-87
04	F24JH-13161	00	Pulley 滑轮	1	2	
05	B6150-00020	00	Snap ring 挡圈20	1	2	GB894.1-86
06	D16JH-05221	05	Double line pulley clip 双列管夹	3	6	
07	B0230-06030	00	Bolt 螺栓M6x30	6	12	GB5782-86
08	B5050-00006	00	Washer,lock 垫圈6	6	12	GB93-87
09	Z9260-80350	D00	Clip 捆扎带	4	8	
10	F23JH-22041	00	Clip 管夹	3	6	
11	Z7002-0800015	00	Hose H.P. 高压胶管	2	2	
12	D25JH-04021	00	Pulley bracket ass'y 滑轮支架总成	1	1	
13	D16JH-05201	02	Pulley ass'y 滑轮总成	6	6	
14	D16JH-05301	00	Bolt 螺栓	3	3	
15	B5050-00012	00	Washer,lock 垫圈12	3	3	GB93-87
16	B4123-00012	00	Nut 螺母M12	3	3	GB6170-86
17	B5310-00008	00	Washer,lock 垫圈8	10	20	GB97.1-85
18	F24JH-13121	00	Hose guide plate 胶管导向支板	1	1	
19	F24JH-13131	00	Hose guide 胶管导向	1	2	
20	F24JH-13151	00	Hise guide plate 胶管导向板总成	1	1	
21	F24JH-13171	01	Hose guide 胶管导向II	1	1	
22	F22JH-18111	00	Elbow 直角隔板接头	2	4	
23	F24JH-13111L	00	Pulley bracket 滑轮支架L	0	1	
24	Z7002-0800015	00	Hose H.P. 高压胶管	0	2	
25	F24JH-13141	00	Hose guide plate 胶管导向板	0	1	
26	DE778-22021	02	Nipple plate 接头支板	0	1	



**Figure 71: HOSE & PULLEY BLOCK (FULL FREE 3-STAGE ZSM METRIC)**

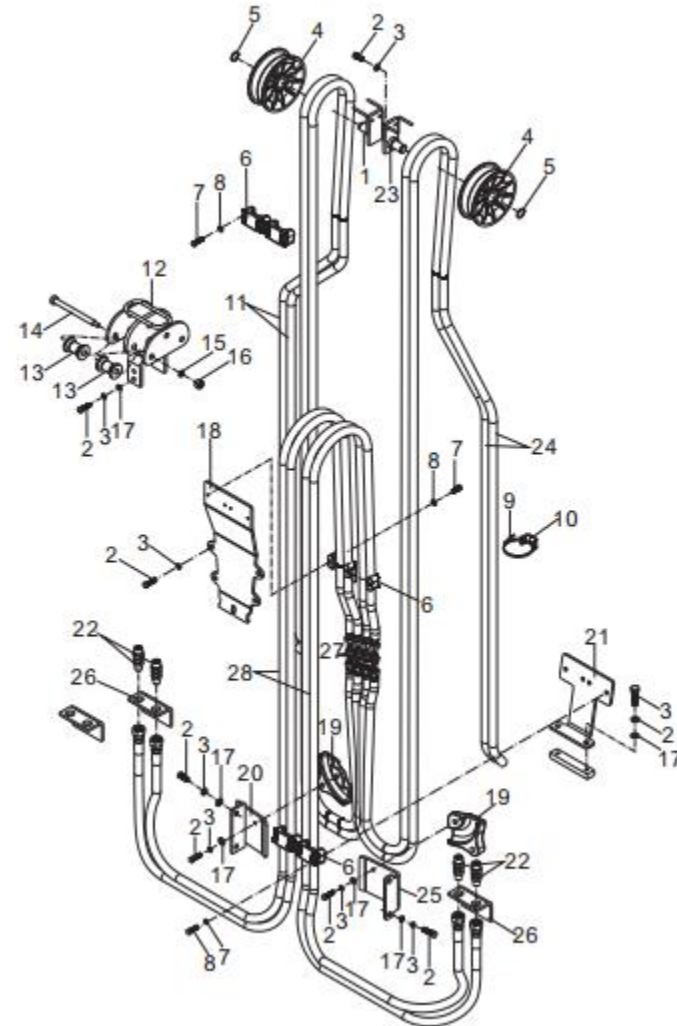
胶管滑轮组(公制螺纹) Mast Piping Optional Parts (Metric)

起升高度 LIFTING HEIGHT	件11 HOSE H. P.	件11 HOSE H. P. 配侧移器 WITH SIDE SHIFTER	件24 HOSE H. P.
M360	Z7002-0860615	Z7002-0860615	Z7002-0859615
400	Z7002-0864015	Z7002-0864015	Z7002-0863015
标准 STD	435 Z7002-0866915	Z7002-0866915	Z7002-0865915
450	Z7002-0868115	Z7002-0868115	Z7002-0867115
470	Z7002-0869515	Z7002-0869515	Z7002-0868515
480	Z7002-0870615	Z7002-0870615	Z7002-0869615
500	Z7002-0872315	Z7002-0872315	Z7002-0871315
540	Z7002-0875915	Z7002-0875915	Z7002-0874915
600	Z7002-0881215	Z7002-0881215	Z7002-0880215
650	Z7002-0885715	Z7002-0885715	Z7002-0884715
700	Z7002-0892015	Z7002-0892015	Z7002-0891015



**Figure 72: HOSE & PULLEY BLOCK (FULL FREE 3-STAGE ZSM SAE)**

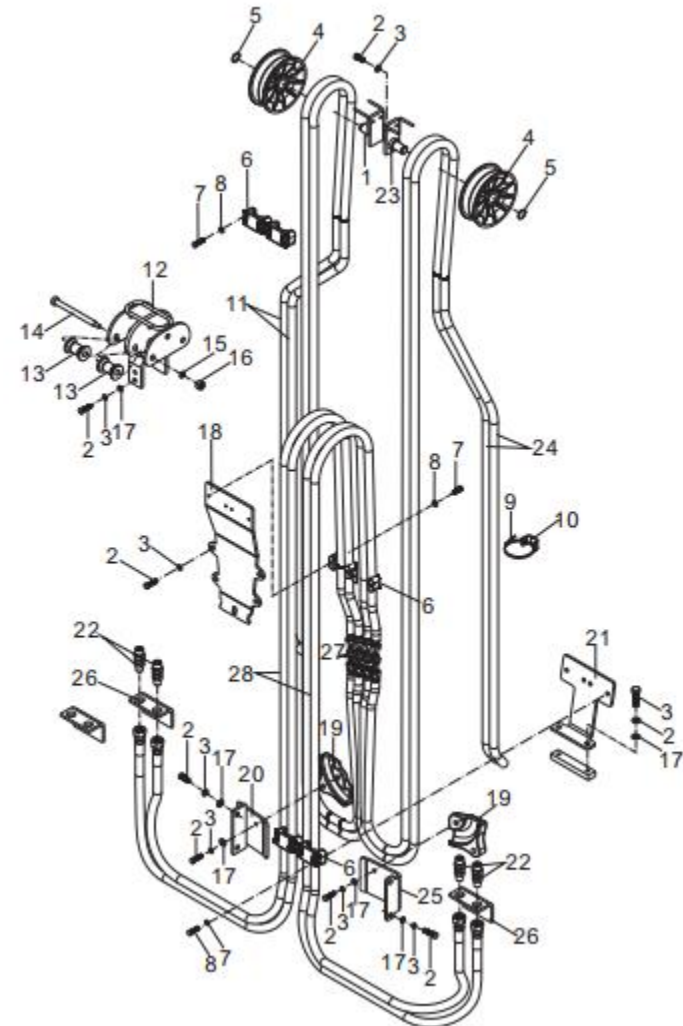
序号 Item No	图号 Part No	版本 Edition	零部件名称 Description	件数 Q'ty		备注 Remark
				三片式 3 Piece	四片式 4 Piece	
A	HRF25JH041	D05	Hose & pulley block 3t-3 2+胶管滑 轮组 (美制)	1	1	
01	F24JH-13111R	00	Pulley bracket ass'y 滑轮支架R	1	1	
02	B0330-08020	00	Bolt 螺栓M8x20	16	32	GB5783-86
03	B5050-00008	00	Washer,lock 垫圈8	16	32	GB93-87
04	F24JH-13161	00	Pulley 滑轮	1	2	
05	B6150-00020	00	Snap ring 挡圈20	1	2	GB894.1-86
06	D16JH-05221	05	Double line pulley clip 双列管夹	3	6	
07	B0230-06030	00	Bolt 螺栓M6x30	6	12	GB5782-86
08	B5050-00006	00	Washer,lock 垫圈6	6	12	GB93-87
09	Z9260-80350	D00	Clip 捆扎带	4	8	
10	F23JH-22041	00	Clip 管夹	3	6	
11	Z7802-0800015	00	Hose H.P. 高压胶管	2	2	
12	D25JH-04021	00	Pulley bracket ass'y 滑轮支架总成	1	1	
13	D16JH-05201	02	Pulley ass'y 滑轮总成	6	6	
14	D16JH-05301	00	Bolt 螺栓	3	3	
15	B5050-00012	00	Washer,lock 垫圈12	3	3	GB93-87
16	B4123-00012	00	Nut 螺母M12	3	3	GB6170-86
17	B5310-00008	00	Washer,lock 垫圈8	10	20	GB97.1-85
18	F24JH-13121	00	Hose guide plate 胶管导向支板	1	1	
19	F24JH-13131	00	Hose guide 胶管导向	1	2	
20	F24JH-13151	00	Hise guide plate 胶管导向板总成	1	1	
21	F24JH-13171	01	Hose guide 胶管导向II	1	1	
22	D16JH-80141	D00	Nipple 直通接头	2	4	
23	F24JH-13111L	00	Pulley bracket 滑轮支架L	0	1	
24	Z7802-0800015	00	Hose H.P. 高压胶管	0	2	
25	F24JH-13141	00	Hose guide plate 胶管导向板	0	1	
26	DE778-22021	02	Nipple plate 接头支板	0	1	
27	JT8025-96961	00	Nipple 直通接头体	2	4	
28	Z7802-0800015	00	Hose H.P. 高压胶管	2	4	



**Figure 72: HOSE & PULLEY BLOCK (FULL FREE 3-STAGE ZSM SAE)**

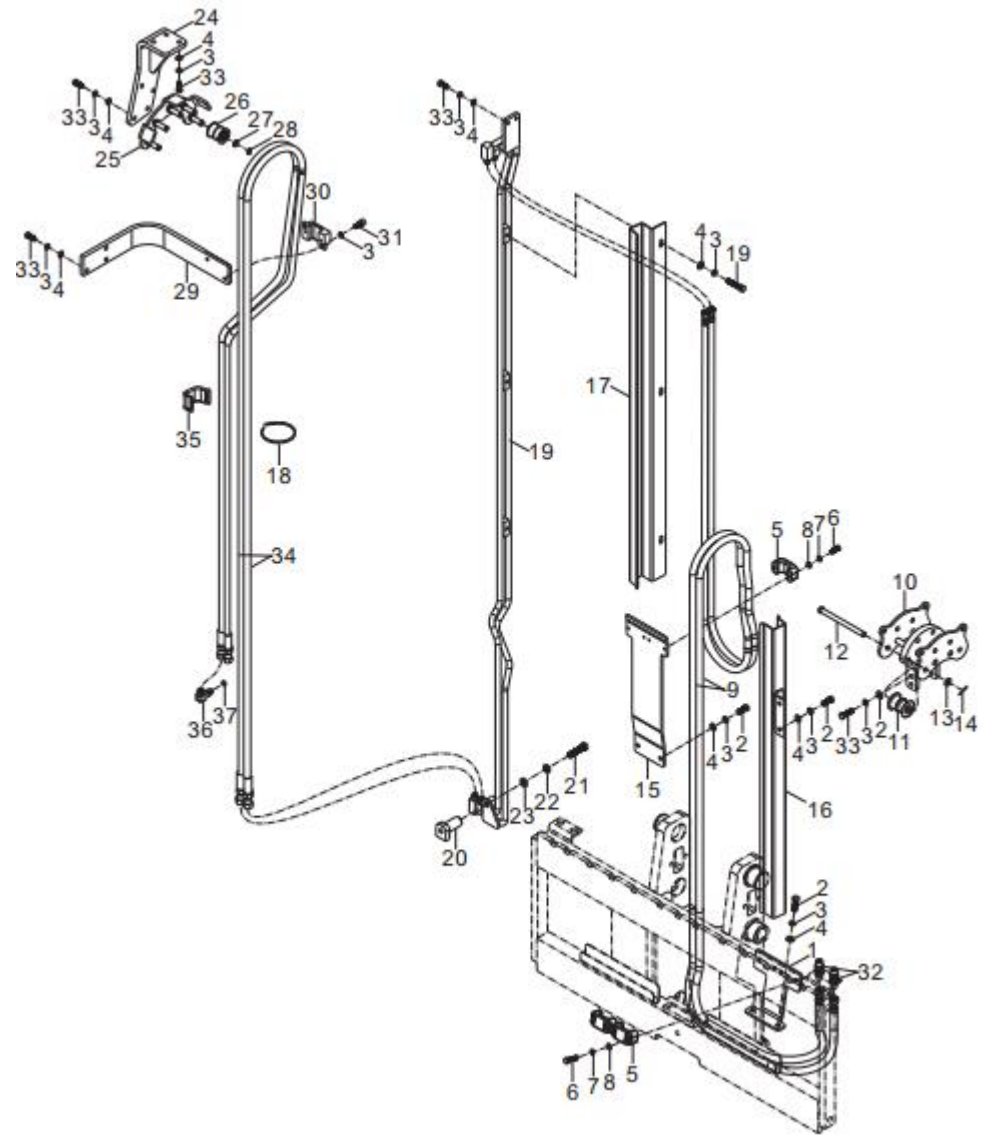
胶管滑轮组 (美制螺纹) Mast Piping Optional Parts (SAE)

起升高度 LIFTING HEIGHT	件11 HOSE H. P.	件24 HOSE H. P.	件28 HOSE H. P.	备注 Remark
M360	Z7802-0837515	Z7802-0842015	Z7802-0822515	
400	Z7802-0840015	Z7802-0844515	Z7802-0824015	
435	Z7802-0841015	Z7802-0845515	Z7802-0825515	标准 STD
450	Z7802-0841515	Z7802-0846015	Z7802-0826015	
470	Z7802-0843015	Z7802-0847515	Z7802-0826515	
480	Z7802-0843515	Z7802-0848015	Z7802-0827015	
500	Z7802-0844015	Z7802-0848515	Z7802-0828015	
540	Z7802-0846515	Z7802-0850515	Z7802-0829015	
600	Z7802-0849015	Z7802-0853515	Z7802-0831515	
650	Z7802-0852015	Z7802-0856515	Z7802-0833015	
700	Z7802-0856015	Z7802-0860515	Z7802-0835515	
M360	Z7802-0838515	Z7802-0843015	Z7802-0821515	
400	Z7802-0841015	Z7802-0845515	Z7802-0823015	
435	Z7802-0842015	Z7802-0846515	Z7802-0824515	标准 STD
450	Z7802-0842515	Z7802-0847015	Z7802-0825015	
470	Z7802-0844015	Z7802-0848515	Z7802-0825515	
480	Z7802-0844515	Z7802-0849015	Z7802-0826015	
500	Z7802-0845015	Z7802-0849515	Z7802-0827015	
540	Z7802-0847515	Z7802-0851515	Z7802-0828015	
600	Z7802-0850015	Z7802-0854515	Z7802-0830515	
650	Z7802-0853015	Z7802-0857515	Z7802-0832015	
700	Z7802-0857015	Z7802-0861515	Z7802-0834515	



**Figure 73: HOSE & PULLEY BLOCK (FULL FREE 4-STAGE ZFM THREE-THROW SAE)**

序号 Item No	图号 Part No	版本 Edition	零部件名称 Description	件数 Q'ty	备注 Remark
A	HRF26JH001	D02	Hose & pulley block (SAE) 三片阀胶管滑轮组	1	
01	F24JH-13171	01	Guide 胶管导向II	1	见选用件表 See Op. Parts
02	B0330-08020	00	Bolt 螺栓M8X20	11	GB5783-86
03	B5050-00008	00	Washer,lock 垫圈8	25	GB93-87
04	B5310-00008	00	Washer 垫圈8	23	GB97.1-85
05	D16JH-05221	05	Double line pulley clip 双列管夹	2	
06	B0330-06030	00	Bolt 螺栓M6X30	4	GB5783-86
07	B5050-00006	00	Washer,lock 垫圈6	4	GB93-87
08	B5310-00006	00	Washer 垫圈6	4	GB97.1-85
09	Z7802-0800015	00	Hose H.P. 高压胶管811XL	2	
10	F26JH-01011	00	Pulley bracket 滑轮支架	1	
11	F23JH-06231	01	Pulley ass'y 滑轮总成	4	
12	F26JH-01281	00	Pin 销轴	6	
13	B5310-00010	00	Washer 垫圈10	6	GB97.1-85
14	B3010-02016	00	Pin 销2X16	6	GB91-86
15	F26JH-01291	01	Guide plate 导向板	1	
16	HRF26JH003	01	Guide rail IV级门架导轨I	1	
17	HRF26JH551	01	Guide rail III级门架导轨体I	1	
18	Z7262-42092G	D00	Clip 卡箍ZD450X10	5	
19	HRF26JH007	01	Steel pipe III级门架钢管I	1	
20	F26JH-01471	00	Seat 圆管座	1	
21	B0230-12090	00	Bolt 螺栓M12X90	1	GB5782-86
22	B5050-00012	00	Washer,lock 垫圈12	1	GB93-87
23	B5310-00012	00	Washer 垫圈12	1	GB97.1-85
24	F26JH-01041	01	Bracket 支架	1	
25	F26JH-01021	01	Bracket 滑轮支架I	1	
26	F26JH-01381	00	Pulley 滑轮	5	
27	F26JH-01391	00	Washer 垫圈	5	
28	B6150-00010	00	Snap ring 挡圈10	5	GB894.1-86
29	F26JH-01431	01	Plate 管夹支板	1	



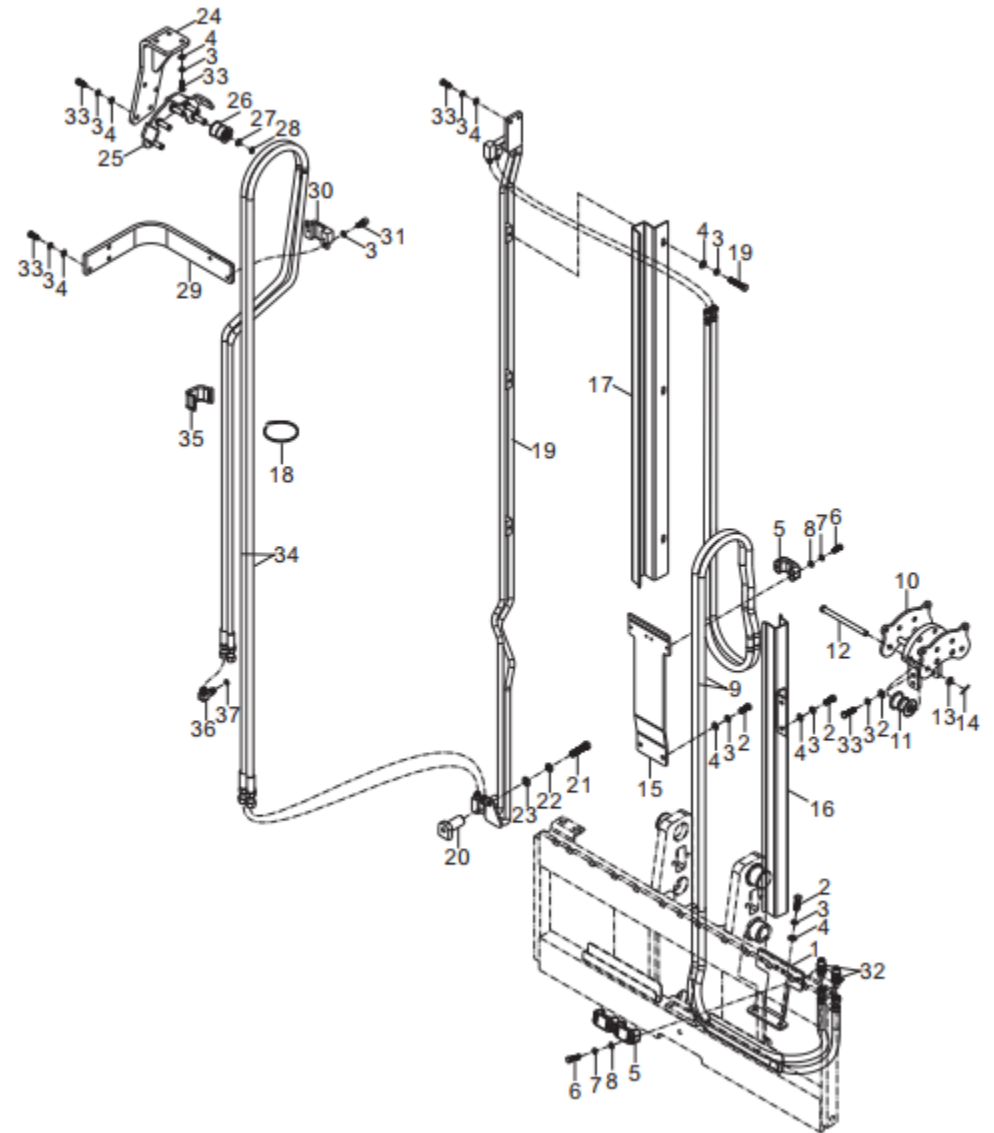




**Figure 73: HOSE & PULLEY BLOCK (FULL FREE 4-STAGE ZFM THREE-THROW SAE)**

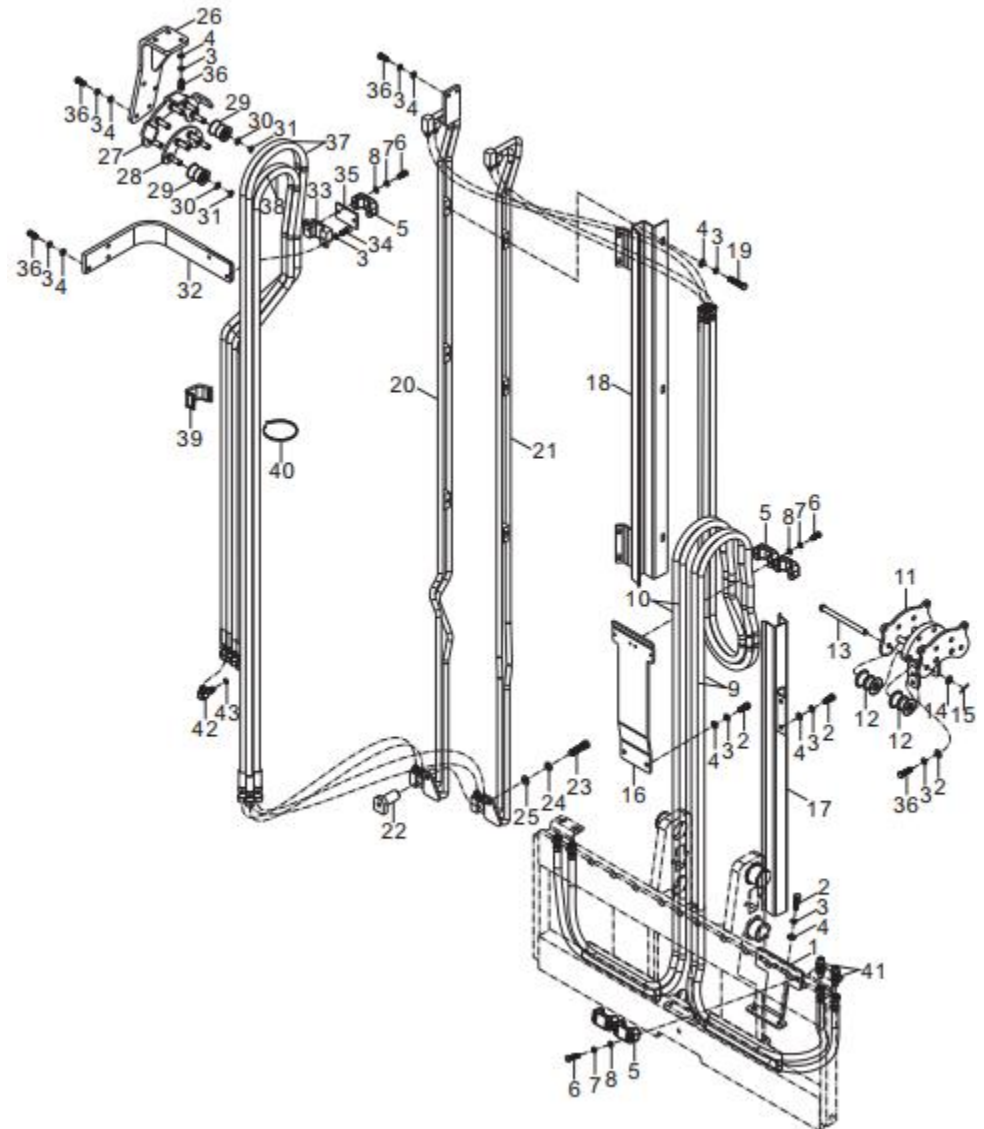
胶管滑轮组(公制螺纹) Mast Piping Optional Parts (Metric)

起升高度 LIFTING HEIGHT	件9 HOSE H. P.	件34 HOSE H. P.	件16 HOSE H. P.	件17 HOSE H. P.	件19 HOSE H. P.	
ZFM490	Z7802 -0828015	Z7802 -0831515	F26JH -01511	F26JH -02011	F26JH -02311	
560	-0830515	-0835015	-01521	-02021	-02321	
标准 STD	611	-0832515	-0837515	-01531	-02031	-02331
650	-0834015	-0839515	-01541	-02041	-02341	
702	-0836015	-0842515	-01551	-02051	-02351	
750	-0838015	-0845515	-01561	-02061	-02361	
800	-0840515	-0848515	-01571	-02071	-02371	
ZFM490	Z7802 -0828515	Z7802 -0831015				
560	-0831015	-0834515				
标准 STD	611	-0833015	-0837015			
650	-0834515	-0839015				
702	-0836515	-0842015				
750	-0838515	-0845015				
800	-0841015	-0848015				



**Figure 74: HOSE & PULLEY BLOCK (FULL FREE 4-STAGE ZFM THREE-THROW SAE)**

序号 Item No	图号 Part No	版本 Edition	零部件名称 Description	件数 Q'ty	备注 Remark
A	HRF26JH002	D02	Hose & pulley block (SAE) 四片阀胶管滑轮组	1	
01	F24JH-13171	01	Guide 胶管导向II	1	见选用件表 See Op. Parts
02	B0330-08020	00	Bolt 螺栓M8X20	6	GB5783-86
03	B5050-00008	00	Washer,lock 垫圈8	25	GB93-87
04	B5310-00008	00	Washer 垫圈8	23	GB97.1-85
05	D16JH-05221	05	Double line pulley clip 双列管夹	5	
06	B0330-06030	00	Bolt 螺栓M6X30	10	GB5783-86
07	B5050-00006	00	Washer,lock 垫圈6	10	GB93-87
08	B5310-00006	00	Washer 垫圈6	10	GB97.1-85
09	Z7802-0800015	00	Hose H.P. 高压胶管8IIxL	2	
10	Z7802-0800015	00	Hose H.P. 高压胶管8IIxL	2	
11	F26JH-01011	00	Pulley bracket 滑轮支架	1	
12	F23JH-06231	01	Pulley ass'y 滑轮总成	8	
13	F26JH-01281	00	Pin 销轴	6	
14	B5310-00010	00	Washer 垫圈10	6	GB97.1-85
15	B3010-02016	00	Pin 销2X16	6	GB91-86
16	F26JH-01291	01	Guide plate 导向板	1	
17	HRF26JH004	01	Guide rail IV级门架导轨I	1	
18	HRF26JH661	01	Guide rail III级门架导轨体II	1	
19	B0330-08035	00	Bolt 螺栓M8X35	3	GB5783-86
20	HRF26JH007	01	Steel pipe III级门架钢管I	1	
21	HRF26JH008	01	Steel pipe III级门架钢管II	1	
22	F26JH-01471	00	Seat 圆管座	1	
23	B0230-12100	00	Bolt 螺栓M12X100	1	GB5782-86
24	B5050-00012	00	Washer,lock 垫圈12	1	GB93-87
25	B5310-00012	00	Washer 垫圈12	1	GB97.1-85
26	F26JH-01041	01	Bracket 支架	1	
27	F26JH-01021	01	Pulley bracket 滑轮支架I	1	
28	F26JH-01031	01	Pulley bracket 滑轮支架II	1	
29	F26JH-01381	00	Pulley 滑轮	9	





**Figure 74: HOSE & PULLEY BLOCK (FULL FREE 4-STAGE ZFM THREE-THROW SAE)**

胶管滑轮组(公制螺纹) Mast Piping Optional Parts (Metric)

起升高度 LIFTING HEIGHT	件9 HOSE H. P.	件10 HOSE H. P.	件37 HOSE H. P.	件38 HOSE H. P.	件17 HOSE H. P.	件18 HOSE H. P.	件20 HOSE H. P.	件21 HOSE H. P.
ZFM490	Z7802 -0828015	Z7802 -0827515	Z7802 -0831515	Z7802 -0830015	F26JH -01711	F26JH -02211	F26JH -02311	F26JH -02611
560	-0830515	-0830015	-0835015	-0833515	-01721	-02221	-02321	-02621
标准 STD	611-0832515	-0832015	-0837515	-0836015	-01731	-02231	-02331	-02631
650	-0834015	-0833515	-0839515	-0838015	-01741	-02241	-02341	-02641
702	-0836015	-0835515	-0842515	-0841015	-01751	-02251	-02351	-02651
750	-0838015	-0837515	-0845515	-0844015	-01761	-02261	-02361	-02661
800	-0840515	-0840015	-0848515	-0847015	-01771	-02271	-02371	-02671
ZFM490	Z7802 -0828515	Z7802 -0828015	Z7802 -0831015	Z7802 -0829515				
560	-0831015	-0830515	-0834515	-0833015				
标准 STD	611-0833015	-0832515	-0837015	-0835515				
650	-0834515	-0834015	-0839015	-0837515				
702	-0836515	-0836015	-0842015	-0840515				
750	-0838515	-0838015	-0845015	-0843515				
800	-0841015	-0840515	-0848015	-0849515				
	件9 HOSE H. P. 配整体侧移器 WITH INTEGRATED SIDE SHIFTER							
ZFM490	Z7802 -0829515	Z7802 -0830015						
560	-0832015	-0832515						
标准 STD	611-0834015	-0834515						
650	-0835515	-0836015						
702	-0837515	-0838015						
750	-0839515	-0840015						
800	-0842015	-0842515						

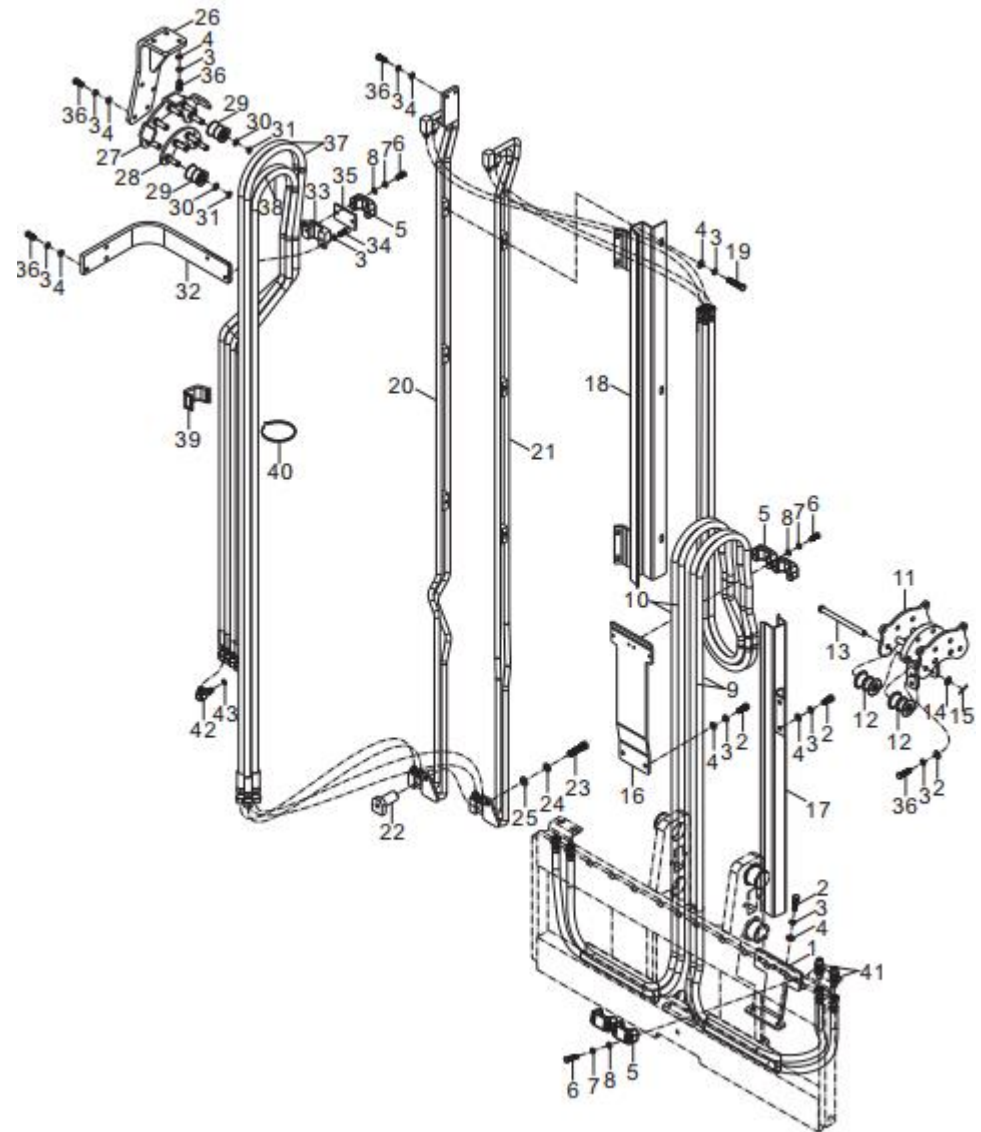




Figure 75: FORK & LIFT BRACKET (NORMAL MAST M)

货叉选用件表 Fork optional parts

型 式 MODEL	长 度 LENGTH	薄尖货叉代号 PART NO.	备 注 REMARK
LF92-14A	920	D20B8 -10001GMS	2t 标准 STD
LF107-14A	1070	-10011GMS	2.5t 标准 STD
LF122-14A	1220	-10021GMS	
LF137-14A	1370	-10031GMS	
LF152-14A	1520	-10041GMS	
LF167-14A	1670	-10051GMS	
LF182-14A	1820	-10061GMS	
LF90-14A	900	-10071GMS	
LF100-14A	1000	-10081GMS	
LF110-14A	1100	-10091GMS	
LF120-14A	1200	-10101GMS	
LF130-14A	1300	-10111GMS	
LF140-14A	1400	-10121GMS	
LF150-14A	1500	-10131GMS	
LF160-14A	1600	-10141GMS	
LF170-14A	1700	-10151GMS	
LF180-14A	1800	-10161GMS	
LF190-14A	1900	-10171GMS	
LF200-14A	2000	-10181GMS	

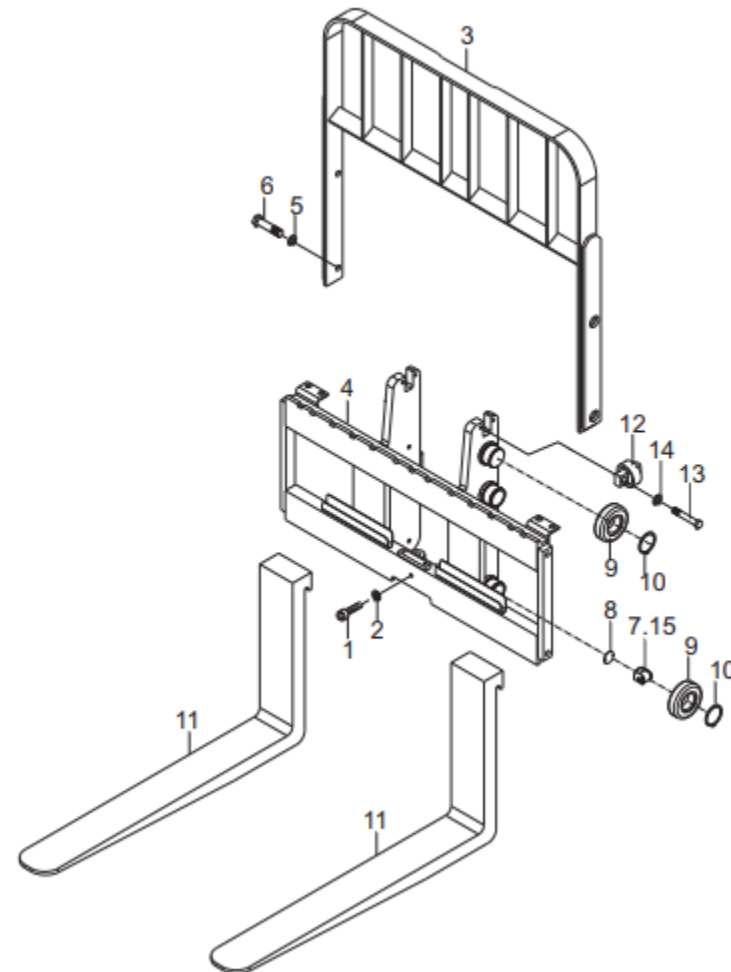


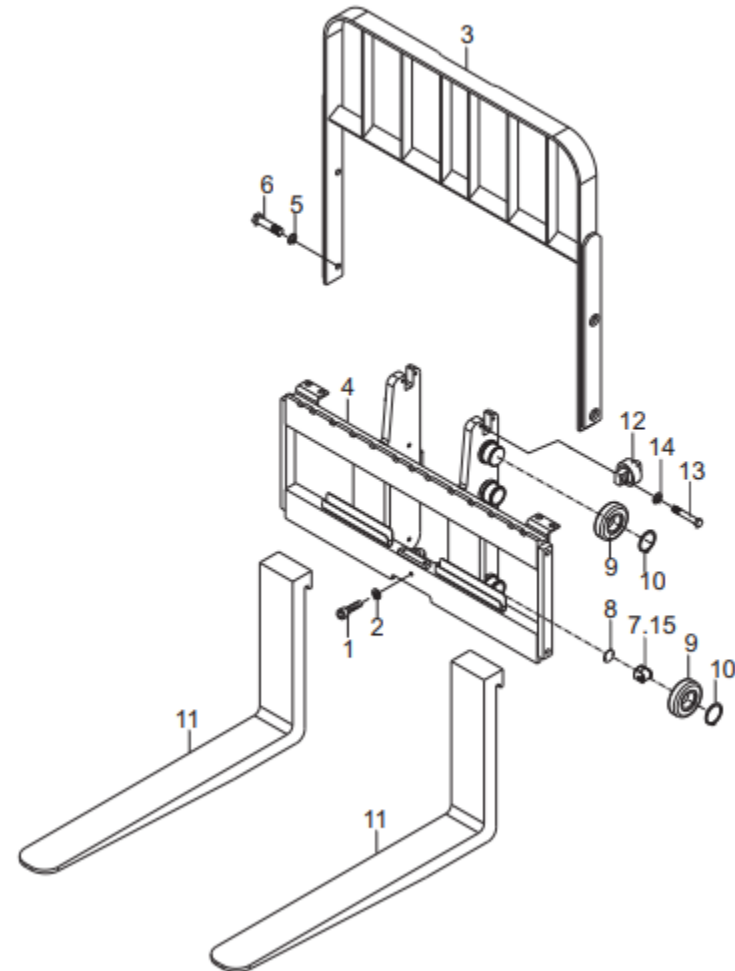




Figure 76: FORK & LIFT BRACKET (NORMAL MAST M)

货叉选用件表 Fork optional parts

型式 MODEL	长度 LENGTH	薄尖货叉代号 PART NO.	备注 REMARK
LF107-14J	1070	D28B8-10001MS	标准 STD
LF122-14J	1220	-10011MS	
LF137-14J	1370	-10021MS	
LF152-14J	1520	-10031MS	
LF167-14J	1670	-10041MS	
LF182-14J	1820	-10051MS	
LF197-14J	1970	-10061MS	
LF212-14J	2120	-10071MS	
LF100-14J	1000	-10081MS	
LF110-14J	1100	-10091MS	
LF120-14J	1200	-10111MS	
LF130-14J	1300	-10121MS	
LF140-14J	1400	-10131MS	
LF150-14J	1500	-10141MS	
LF160-14J	1600	-10151MS	
LF170-14J	1700	-10161MS	
LF180-14J	1800	-10171MS	
LF190-14J	1900	-10181MS	
LF200-14J	2000	-10191MS	



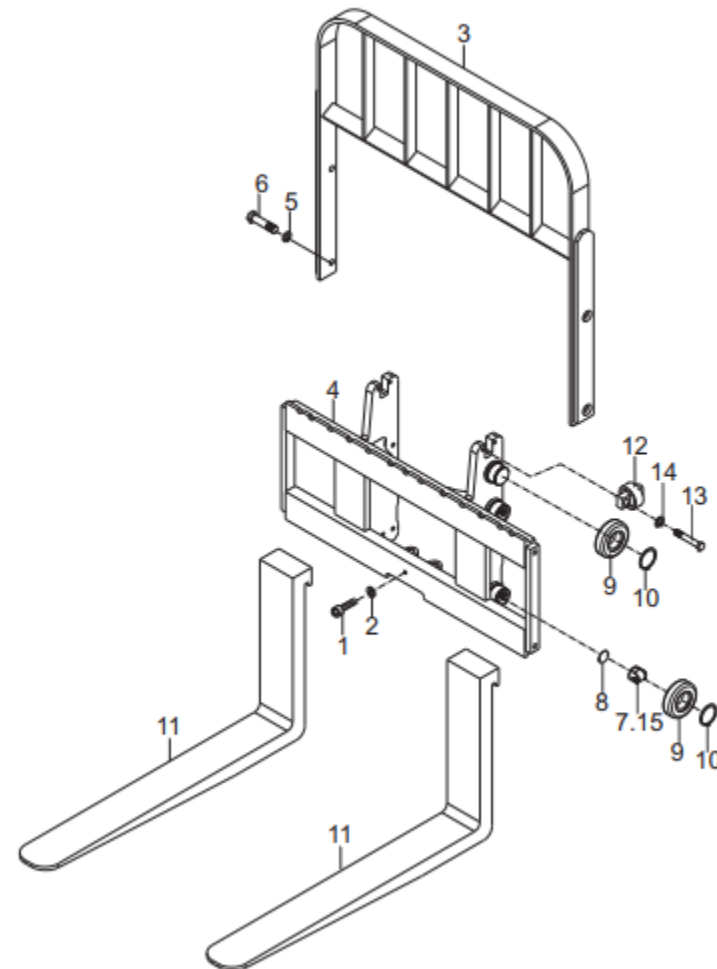




**Figure 77: FORK & LIFT BRACKET (FULL FREE 2-STAGE MAST ZM)**

货叉选用件表 Fork optional parts

型式 MODEL	长度 LENGTH	薄尖货叉代号 PART NO.	备注 REMARK
LF92-14A	920	D20B8 -10001GMS	2t 标准 STD
LF107-14A	1070	-10011GMS	2.5t 标准 STD
LF122-14A	1220	-10021GMS	
LF137-14A	1370	-10031GMS	
LF152-14A	1520	-10041GMS	
LF167-14A	1670	-10051GMS	
LF182-14A	1820	-10061GMS	
LF90-14A	900	-10071GMS	
LF100-14A	1000	-10081GMS	
LF110-14A	1100	-10091GMS	
LF120-14A	1200	-10101GMS	
LF130-14A	1300	-10111GMS	
LF140-14A	1400	-10121GMS	
LF150-14A	1500	-10131GMS	
LF160-14A	1600	-10141GMS	
LF170-14A	1700	-10151GMS	
LF180-14A	1800	-10161GMS	
LF190-14A	1900	-10171GMS	
LF200-14A	2000	-10181GMS	

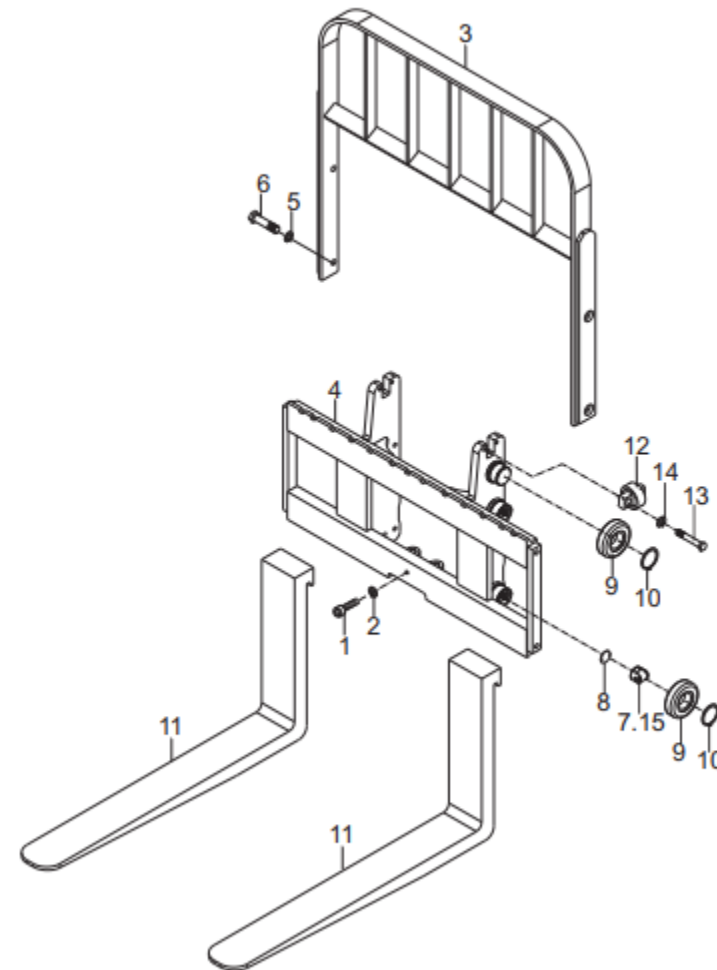




**Figure 78: FORK & LIFT BRACKET (FULL FREE 2-STAGE MAST ZM)**

货叉选用件表 Fork optional parts

型 式 MODEL	长 度 LENGTH	薄尖货叉代号 PART NO.	备 注 REMARK
LF107-14J	1070	D28B8-10001MS	标准 STD
LF122-14J	1220	-10011MS	
LF137-14J	1370	-10021MS	
LF152-14J	1520	-10031MS	
LF167-14J	1670	-10041MS	
LF182-14J	1820	-10051MS	
LF197-14J	1970	-10061MS	
LF212-14J	2120	-10071MS	
LF100-14J	1000	-10081MS	
LF110-14J	1100	-10091MS	
LF120-14J	1200	-10111MS	
LF130-14J	1300	-10121MS	
LF140-14J	1400	-10131MS	
LF150-14J	1500	-10141MS	
LF160-14J	1600	-10151MS	
LF170-14J	1700	-10161MS	
LF180-14J	1800	-10171MS	
LF190-14J	1900	-10181MS	
LF200-14J	2000	-10191MS	









**Figure 79: FORK & LIFT BRACKET (FULL FREE 3-STAGE MAST)**

货叉选用件表 Fork optional parts			
型式 MODEL	长度 LENGTH	薄尖货叉代号 PART NO.	备注 REMARK
LF92-14A	920	D20B8 -10001GMS	2t 标准 STD
LF107-14A	1070	-10011GMS	2.5t 标准 STD
LF122-14A	1220	-10021GMS	
LF137-14A	1370	-10031GMS	
LF152-14A	1520	-10041GMS	
LF167-14A	1670	-10051GMS	
LF182-14A	1820	-10061GMS	
LF90-14A	900	-10071GMS	
LF100-14A	1000	-10081GMS	
LF110-14A	1100	-10091GMS	
LF120-14A	1200	-10101GMS	
LF130-14A	1300	-10111GMS	
LF140-14A	1400	-10121GMS	
LF150-14A	1500	-10131GMS	
LF160-14A	1600	-10141GMS	
LF170-14A	1700	-10151GMS	
LF180-14A	1800	-10161GMS </td <td></td>	
LF190-14A	1900	-10171GMS	
LF200-14A	2000	-10181GMS	

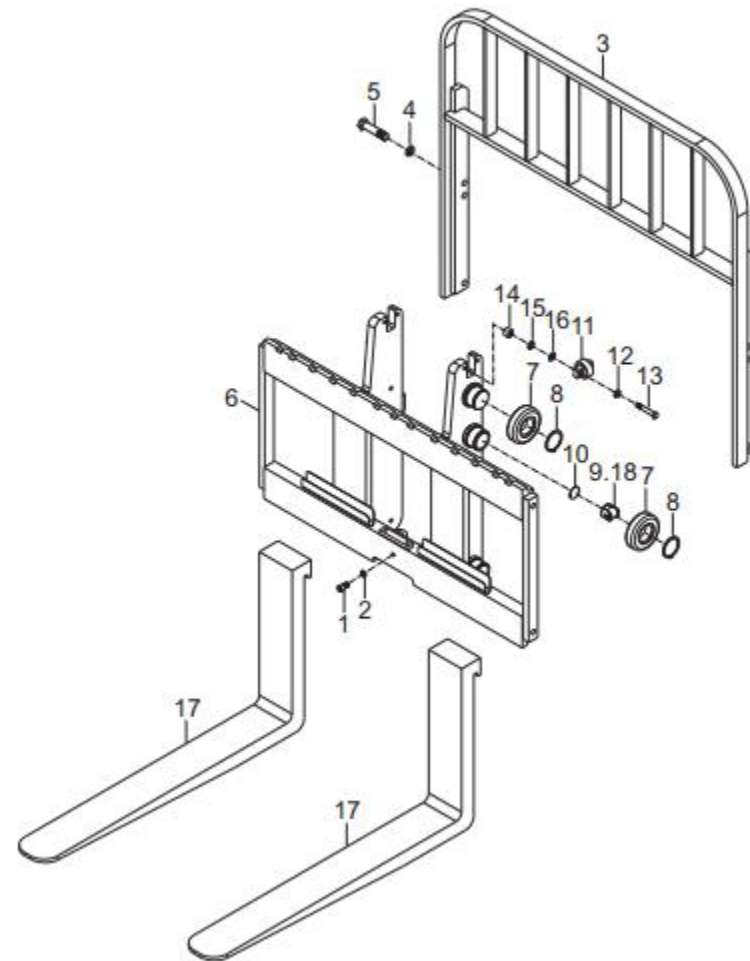
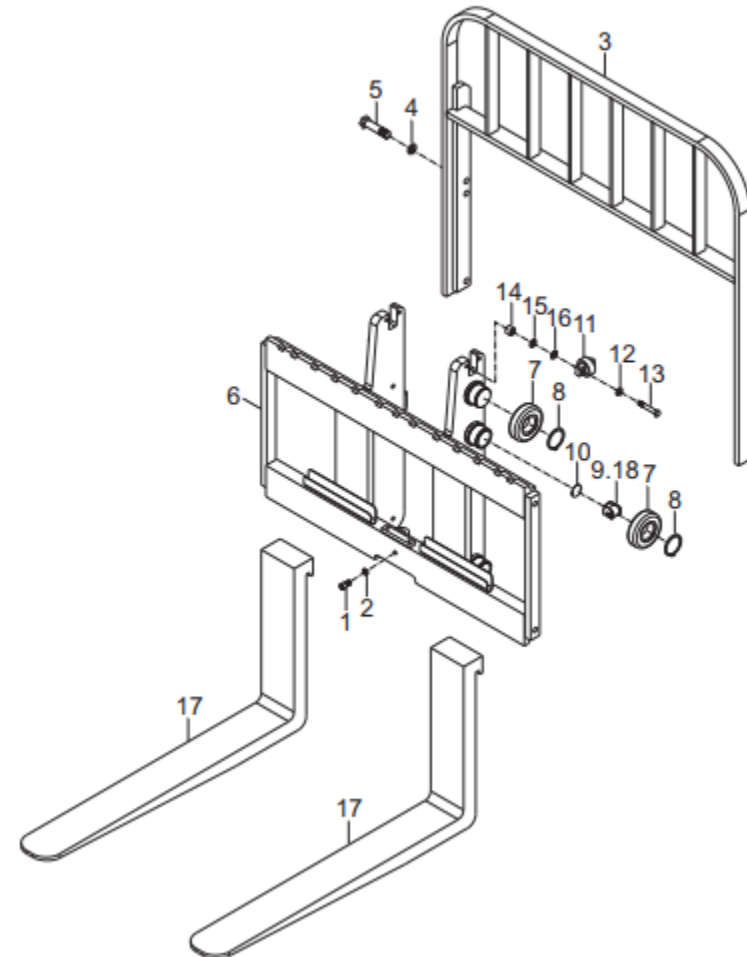


Figure 80: FORK & LIFT BRACKET (FULL FREE 3-STAGE MAST)

序号 Item No	图号 Part No	版本 Edition	零部件名称 Description	件数 Q'ty	备注 Remark
01	B8030-12020	00	Screw 螺钉M12X20	1	GB70-85
02	B5050-00012	00	Washer,lock 垫圈12	1	GB93-87
03	DS3Z8-20501	01	Backrest 挡货架	1	
04	B5050-00016	00	Washer,lock 垫圈16	4	GB93-87
05	B0530-16030	00	Bolt 螺栓16X1.5X30	4	GB5786-86
06	DS3Z8-20021	02	Lift bracket 货叉架	1	
07	980811N	00	End roller 主滚轮	6	
08	B6150-00055	00	Snap ring 挡圈55	6	GB894.1-86
09	DH2E8-70211	00	Compound roller(Inc.10,18) 复合滚轮	4	
10	TP042X0.50	00	Shim 垫片	12	
11	D28R0-92031	00	Shaft,side roller 侧滚轮轴	2	
12	B5050-00010	00	Washer,lock 垫圈10	4	GB93-87
13	B0530-10045	00	Bolt 螺栓M10X1.25X45	4	GB5786-86
14	D28R0-92011	01	Spacer 垫块	4	
15	22548-34061	01	Shim 调整垫圈	18	
16	22548-34051	01	Shim 调整垫圈	2	
17		00	Fork 薄尖货叉	2	3t:见选用件表 See op.parts
-		00	Fork 薄尖货叉	2	3.2t:见选用件表 See op.parts
18	CGLC311-00	00	Side roller 侧滚轮	4	



**Figure 80: FORK & LIFT BRACKET (FULL FREE 3-STAGE MAST)**

货叉选用件表 Fork optional parts			
型式 MODEL	长度 LENGTH	薄尖货叉代号 PART NO.	备注 REMARK
LF107-14J	1070	D28B8-10001MS	标准 STD
LF122-14J	1220	-10011MS	
LF137-14J	1370	-10021MS	
LF152-14J	1520	-10031MS	
LF167-14J	1670	-10041MS	
LF182-14J	1820	-10051MS	
LF197-14J	1970	-10061MS	
LF212-14J	2120	-10071MS	
LF100-14J	1000	-10081MS	
LF110-14J	1100	-10091MS	
LF120-14J	1200	-10111MS	
LF130-14J	1300	-10121MS	
LF140-14J	1400	-10131MS	
LF150-14J	1500	-10141MS	
LF160-14J	1600	-10151MS	
LF170-14J	1700	-10161MS	
LF180-14J	1800	-10171MS	
LF190-14J	1900	-10181MS	
LF200-14J	2000	-10191MS	

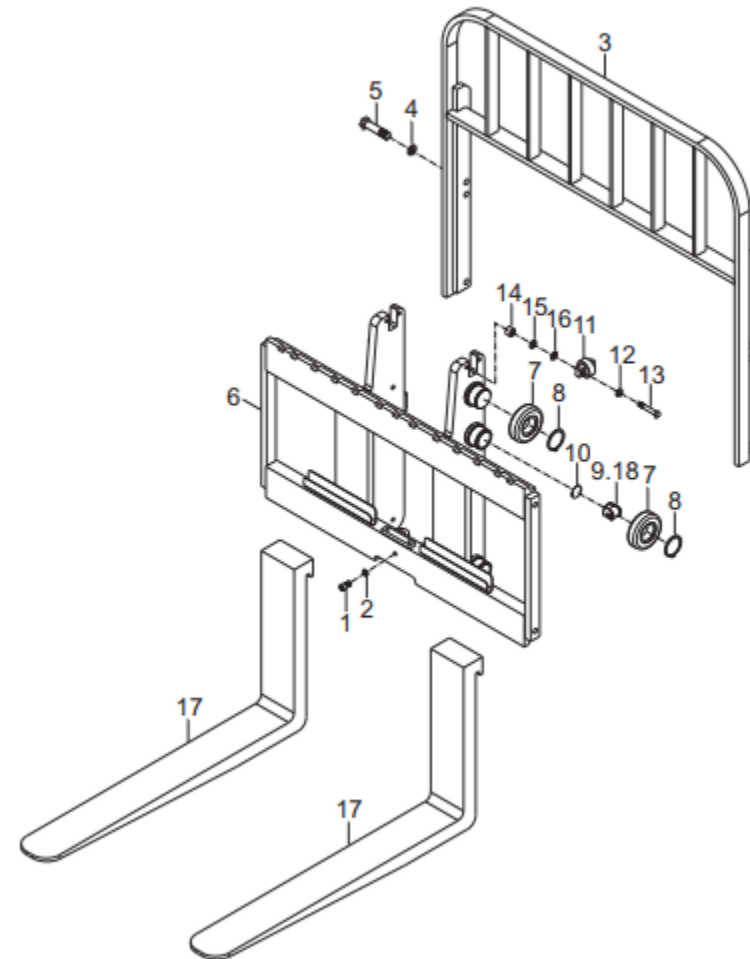
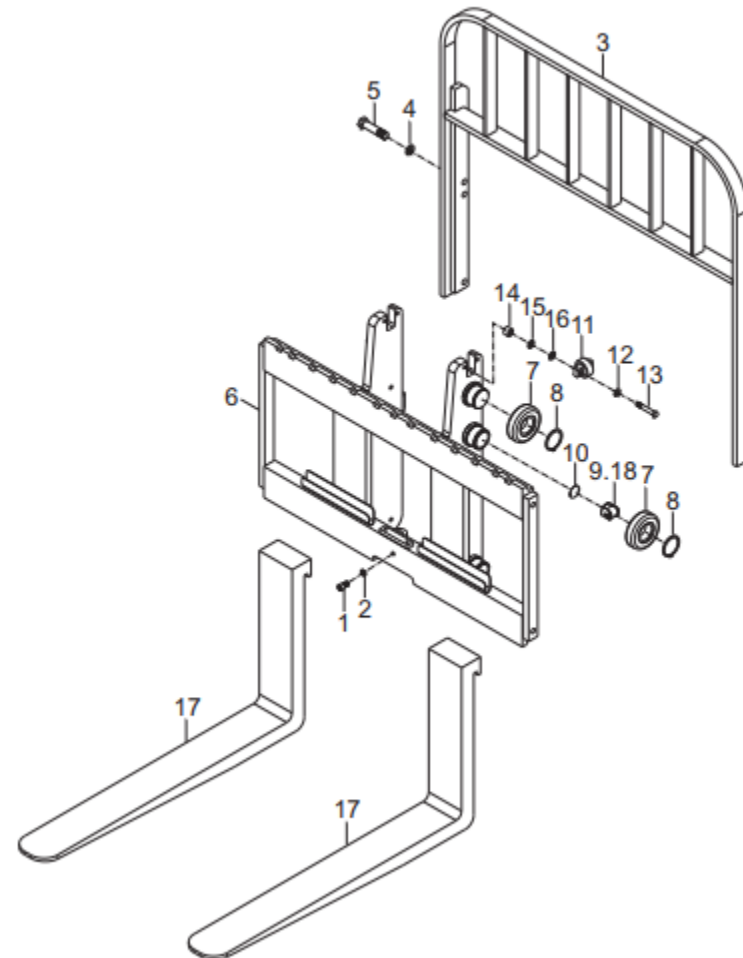


Figure 80: FORK & LIFT BRACKET (FULL FREE 3-STAGE MAST)

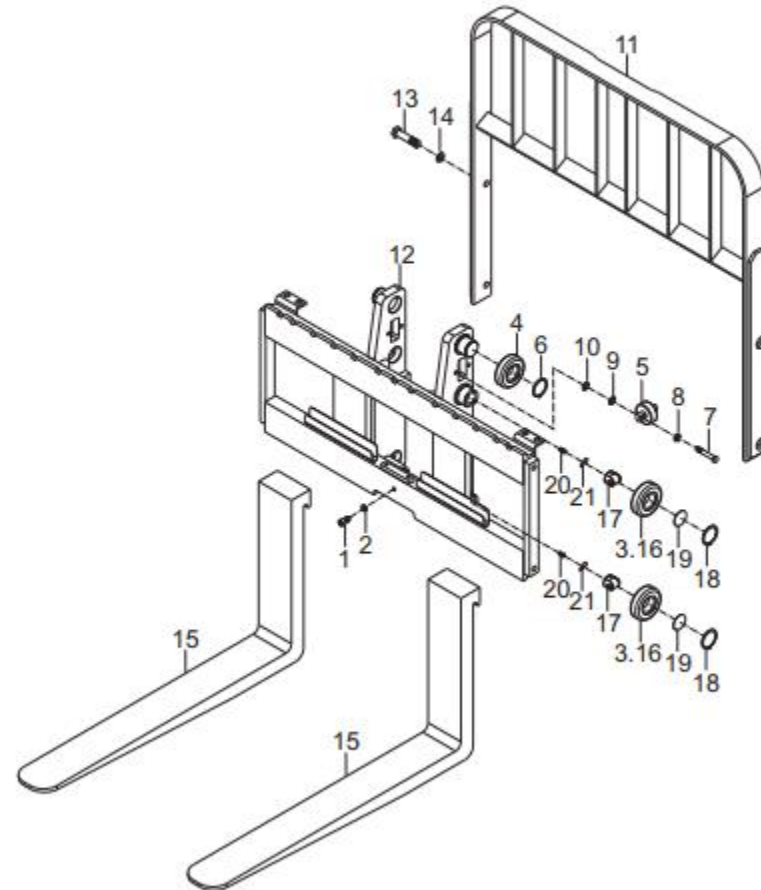
货叉选用件表 Fork optional parts

型式 MODEL	长度 LENGTH	薄尖货叉代号 PART NO.	备注 REMARK
LF100-32A	1000	A32A8-10001MS	
LF107-32A	1070	-10011MS	标准 STD
LF110-32A	1100	-10021MS	
LF120-32A	1200	-10031MS	
LF122-32A	1220	-10041MS	
LF137-32A	1370	-10051MS	
LF152-32A	1520	-10061MS	
LF167-32A	1670	-10071MS	
LF182-32A	1820	-10081MS	
LF197-32A	1970	-10091MS	
LF212-32A	2120	-10101MS	



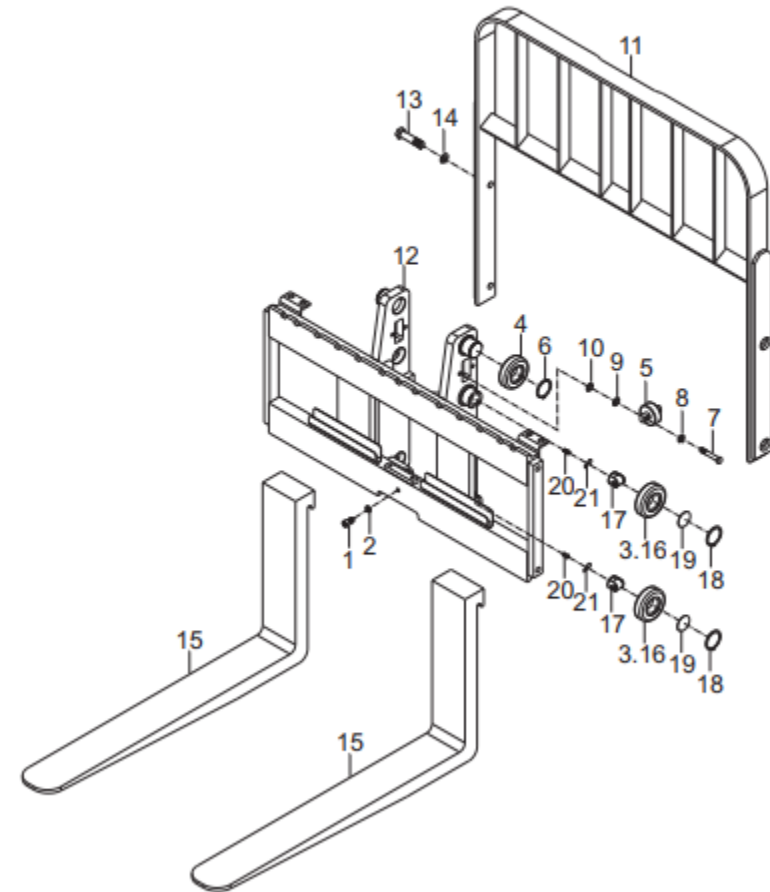
**Figure 81: FORK & LIFT BRACKET (FULL FREE 4-STAGE MAST ZFM)**

序号 Item No	图号 Part No	版本 Edition	零部件名称 Description	件数 Q'ty	备注 Remark
01	B8030-12020	00	Screw 螺钉M12X20	1	GB70-85
02	B5050-00012	00	Washer,lock 垫圈12	1	GB93-87
03	Q78B0-70461	01	Compound roller(Inc.16-21) 复合滚轮	4	
04	D28R0-92041D	D00	End roller 主滚轮	2	
05	D28R0-92031	00	Shaft,side roller 侧滚轮轴	2	
06	B6150-00045	00	Snap ring 挡圈45	2	GB894.1-86
07	B0530-10035	00	Bolt 螺栓M10X1.25X35	4	GB5786-86
08	B5050-00010	00	Washer,lock 垫圈10	4	GB93-87
09	22548-34061	01	Shim 调整垫圈	12	
10	22548-34051	01	Shim 调整垫圈	4	
11	DE778-20501	01	Backrest 挡货架	1	
12	DH2V8-20021	00	Lift bracket 货叉架	1	
13	B0530-16030	00	Bolt 螺栓M16X1.5X30	4	GB5786-86
14	B5050-00016	00	Washer,lock 垫圈16	4	GB93-87
15		00	Fork 薄尖货叉	2	见选用件表 See op.parts
16	Q78B0-52401	00	End roller 主滚轮组	4	
17	Q78B0-52411	00	Side roller 侧滚轮组件	4	
18	Q78B0-52421	00	Snap ring 轴用挡圈	4	
19	Q78B0-52431	00	Dust plate 防尘片	4	
20	Q78B0-52441	00	Screw 调节螺钉	4	
21	Q78B0-52451	00	Lock plate 止松片	4	



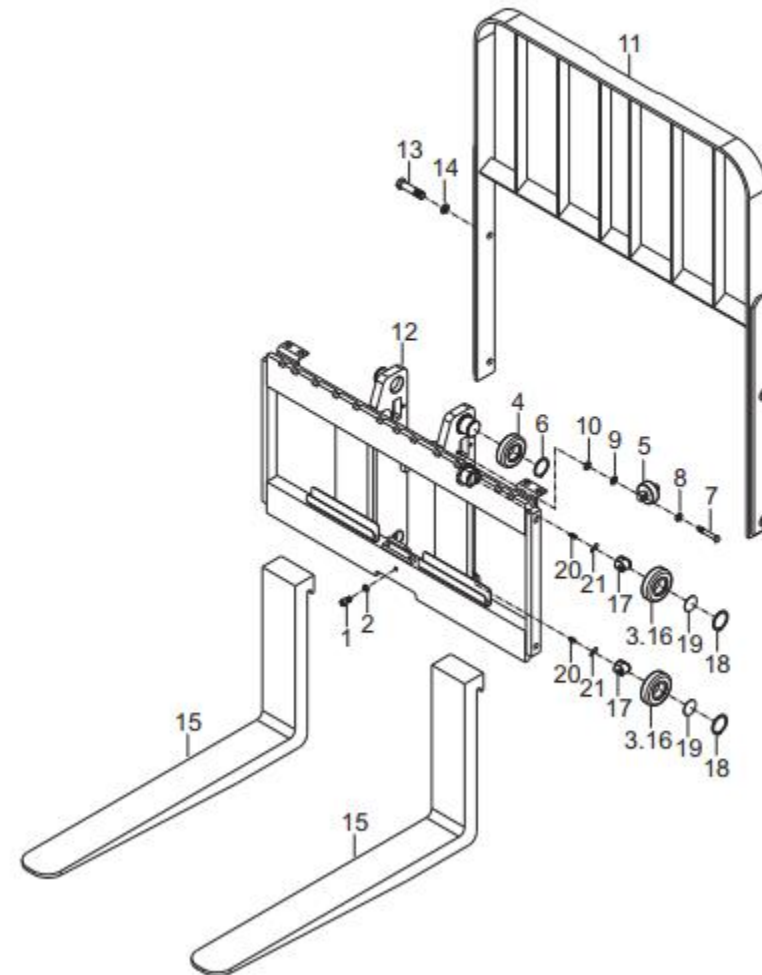
**Figure 81: FORK & LIFT BRACKET (FULL FREE 4-STAGE MAST ZFM)**

货叉选用件表 Fork optional parts			
型式 MODEL	长度 LENGTH	薄尖货叉代号 PART NO.	备注 REMARK
LF92-14A	920	D20B8 -10001GMS	2t 标准 STD
LF107-14A	1070	-10011GMS	2.5t 标准 STD
LF122-14A	1220	-10021GMS	
LF137-14A	1370	-10031GMS	
LF152-14A	1520	-10041GMS	
LF167-14A	1670	-10051GMS	
LF182-14A	1820	-10061GMS	
LF90-14A	900	-10071GMS	
LF100-14A	1000	-10081GMS	
LF110-14A	1100	-10091GMS	
LF120-14A	1200	-10101GMS	
LF130-14A	1300	-10111GMS	
LF140-14A	1400	-10121GMS	
LF150-14A	1500	-10131GMS	
LF160-14A	1600	-10141GMS	
LF170-14A	1700	-10151GMS	
LF180-14A	1800	-10161GMS </td <td></td>	
LF190-14A	1900	-10171GMS	
LF200-14A	2000	-10181GMS	



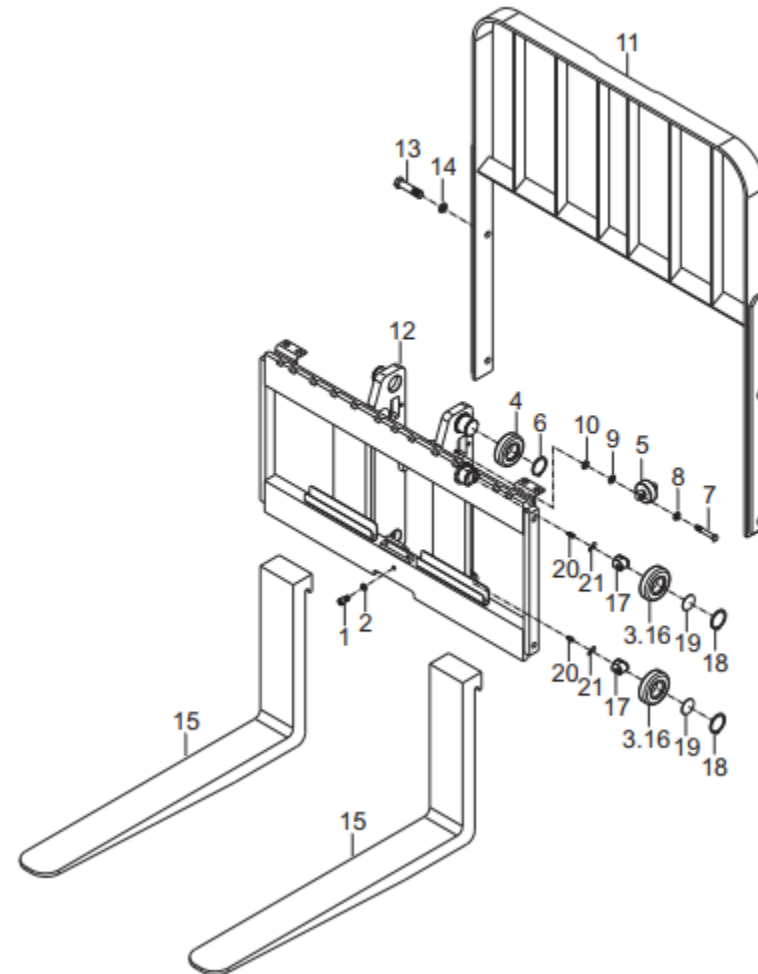
**Figure 82: FORK & LIFT BRACKET (FULL FREE 4-STAGE MAST)**

序号 Item No	图号 Part No	版本 Edition	零部件名称 Description	件数 Q'ty	备注 Remark
01	B8030-12020	00	Screw 螺钉M12X20	1	GB70-85
02	B5050-00012	00	Washer,lock 垫圈12	1	GB93-87
03	Q78B0-70461	01	Compound roller(Inc.16-21) 复合滚轮	4	
04	D28R0-92041D	D00	End roller 主滚轮	2	
05	D28R0-92031	00	Shaft,side roller 侧滚轮轴	2	
06	B6150-00045	00	Snap ring 挡圈45	2	GB894.1-86
07	B0530-10035	00	Bolt 螺栓M10X1.25X35	4	GB5786-86
08	B5050-00010	00	Washer,lock 垫圈10	4	GB93-87
09	22548-34061	01	Shim 调整垫圈	12	
10	22548-34051	01	Shim 调整垫圈	4	
11	DS3Z8-20501	01	Backrest 挡货架	1	
12	DH2V8-20031	00	Lift bracket 货叉架	1	
13	B0530-16030	00	Bolt 螺栓M16X1.5X30	4	GB5786-86
14	B5050-00016	00	Washer,lock 垫圈16	4	GB93-87
15		00	Fork 薄尖货叉	2	见选用件表 See op.parts
-		00	Fork 薄尖货叉	2	见选用件表 See op.parts
16	Q78B0-52401	00	End roller 主滚轮组	4	
17	Q78B0-52411	00	Side roller 侧滚轮组件	4	
18	Q78B0-52421	00	Snap ring 轴用挡圈	4	
19	Q78B0-52431	00	Dust plate 防尘片	4	
20	Q78B0-52441	00	Screw 调节螺钉	4	
21	Q78B0-52451	00	Lock plate 止松片	4	



**Figure 82: FORK & LIFT BRACKET (FULL FREE 4-STAGE MAST)**

货叉选用件表 Fork optional parts			
型式 MODEL	长度 LENGTH	薄尖货叉代号 PART NO.	备注 REMARK
LF107-14J	1070	D28B8-10001MS	标准 STD
LF122-14J	1220	-10011MS	
LF137-14J	1370	-10021MS	
LF152-14J	1520	-10031MS	
LF167-14J	1670	-10041MS	
LF182-14J	1820	-10051MS	
LF197-14J	1970	-10061MS	
LF212-14J	2120	-10071MS	
LF100-14J	1000	-10081MS	
LF110-14J	1100	-10091MS	
LF120-14J	1200	-10111MS	
LF130-14J	1300	-10121MS	
LF140-14J	1400	-10131MS	
LF150-14J	1500	-10141MS	
LF160-14J	1600	-10151MS	
LF170-14J	1700	-10161MS	
LF180-14J	1800	-10171MS	
LF190-14J	1900	-10181MS	
LF200-14J	2000	-10191MS	

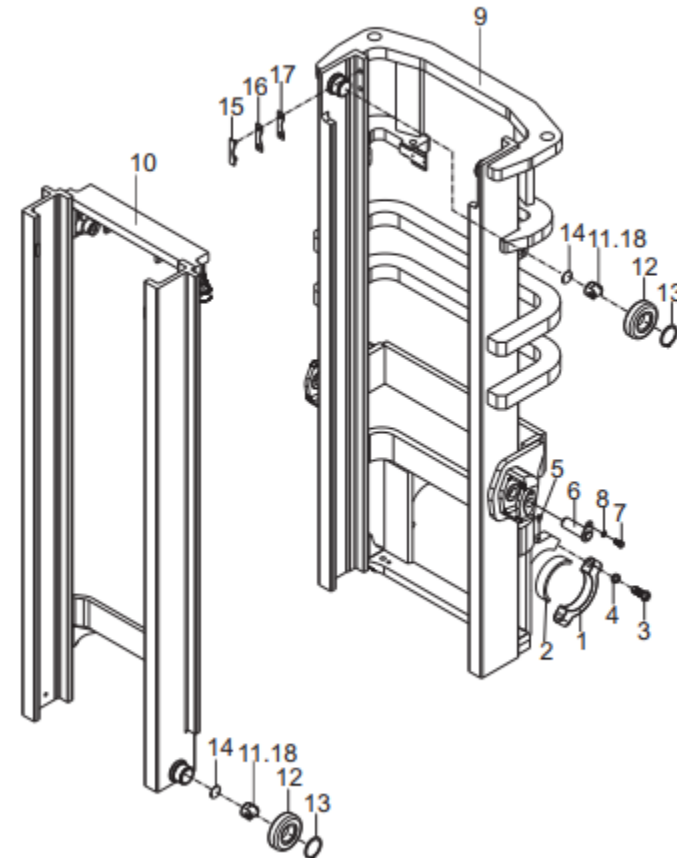






**Figure 83: MAST (NORMAL MAST M)**

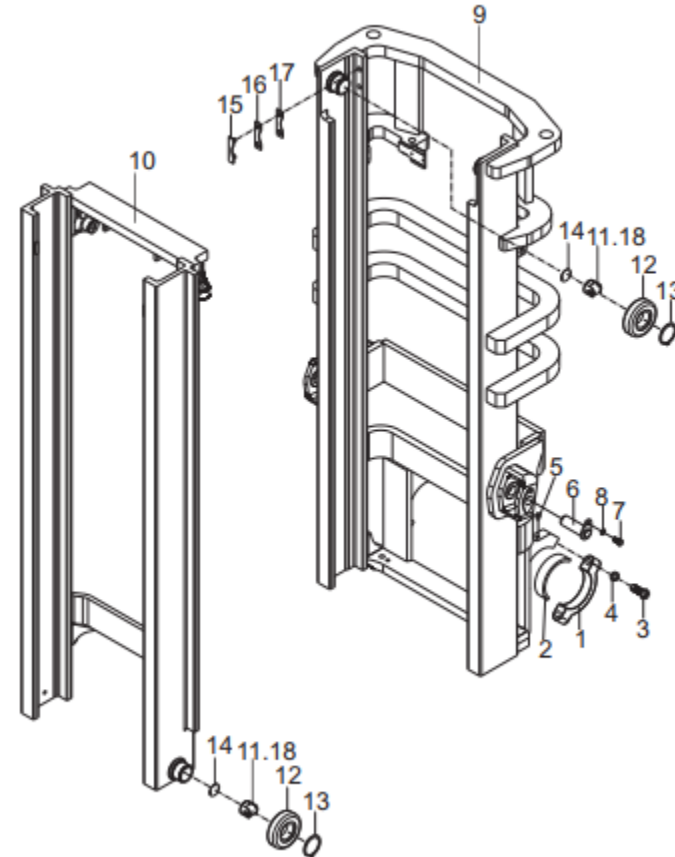
序号 Item No	图号 Part No	版本 Edition	零部件名称 Description	件数 Q'ty	备注 Remark
01	22018-30064	00	Cap 门架支座盖	2	
02	D20B8-02001	01	Bushing 轴衬	2	
03	B0430-16070	00	Bolt 螺栓M16x1.5x70	4	GB5785-86
04	B5050-00016	00	Washer,lock 垫圈16	4	GB93-87
05	Q700B01	00	Grease nipple 直通式滑脂嘴	2	ZBT33001.2-88
06	D2MD8-00161	01	Pin axle 倾斜缸销轴	2	
07	B0530-10020	00	Bolt 螺栓M10x1.25x20	2	GB5786-86
08	B5050-00010	00	Washer 垫圈10	2	GB93-87
09	HRDH2E8301	02	Outer mast 外门架总成	1	见选用件表 See op. Parts
10	HRDH2E8302	00	Inner mast 内门架总成	1	见选用件表 See op. Parts
11	DH2E8-70211	00	Multiplex roller 复合滚轮(包含14, 18)	4	
12	980811N	00	Roller 主滚轮 φ119.2x55-34	4	
13	B6150-00055	00	Snap ring 挡圈55	4	GB894.1-86
14	TP042x0.5	00	Shim 垫片	12	
15	HRD15X8601 D15X8-60501	01	Slipper 限位滑块	2	
16	20029-43231-1	00	Shim 调整垫片0.5	4	
17	20029-43231-2	00	Shim 调整垫片1.0	4	
18	CGLC311-00	00	Side roller 侧滚轮	4	



**Figure 83: MAST (NORMAL MAST M)**

门架选用件表 Mast Optional Parts

起升高度 LIFTING HEIGHT	外门架总成 OUTER MAST	内门架总成 INNER MAST	备注 REMARK
M200	HRDH2E8301 DH2E8-30401	HRDH2E8302 DH2E8-30601	
250	-30411	-30611	
270	-30421	-30621	
300	-30431	-30631	标准 STD
330	-30441	-30641	
350	-30451	-30651	
370	-30461	-30661	
400	-30471	-30671	
425	-30481	-30681	
450	-30491	-30691	
475	-30501	-30701	
500	-30511	-30711	
550	-30521	-30721	
600	-30531	-30731	

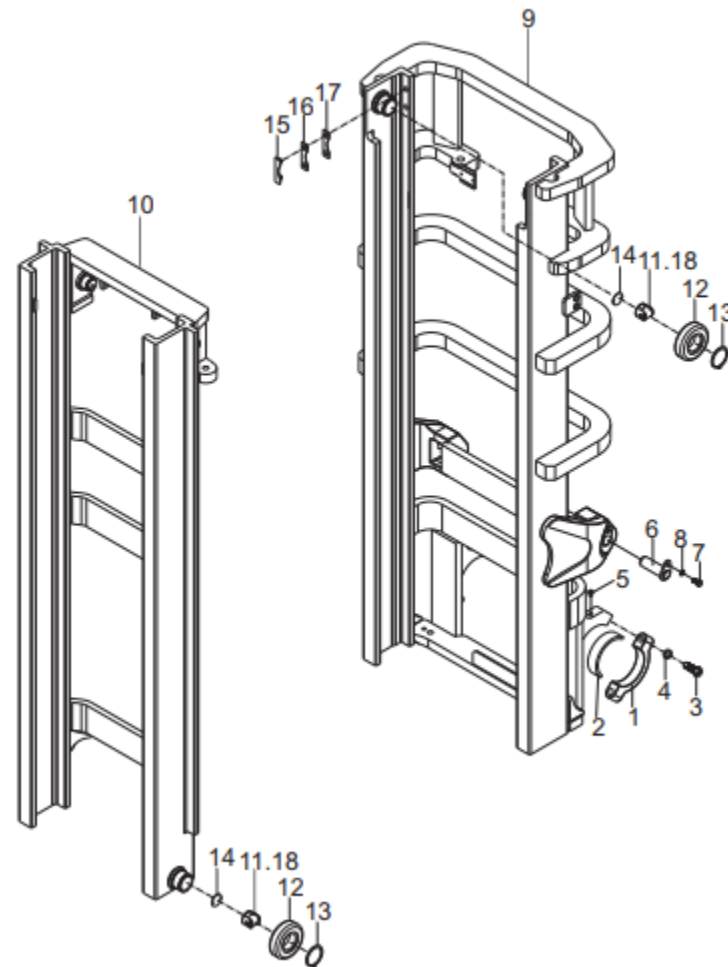




**Figure 84: MAST (NORMAL MAST M)**

门架选用件表 Mast Optional Parts

起升高度 LIFTING HEIGHT	外门架总成 OUTER MAST	内门架总成 INNER MAST	备注 REMARK
M200	HRDH3E8301 DH3E8-30011	HRDH3E8302 DH3E8-31011	
250	-30021	-31021	
270	-30031	-31031	
300	-30001	-31001	标准 STD
330	-30041	-31041	
350	-30051	-31051	
370	-30061	-31061	
400	-30071	-31071	
425	-30081	-31081	
450	-30091	-31091	
475	-30101	-31101	
500	-30111	-31111	
550	-30121	-31121	
600	-30131	-31131	

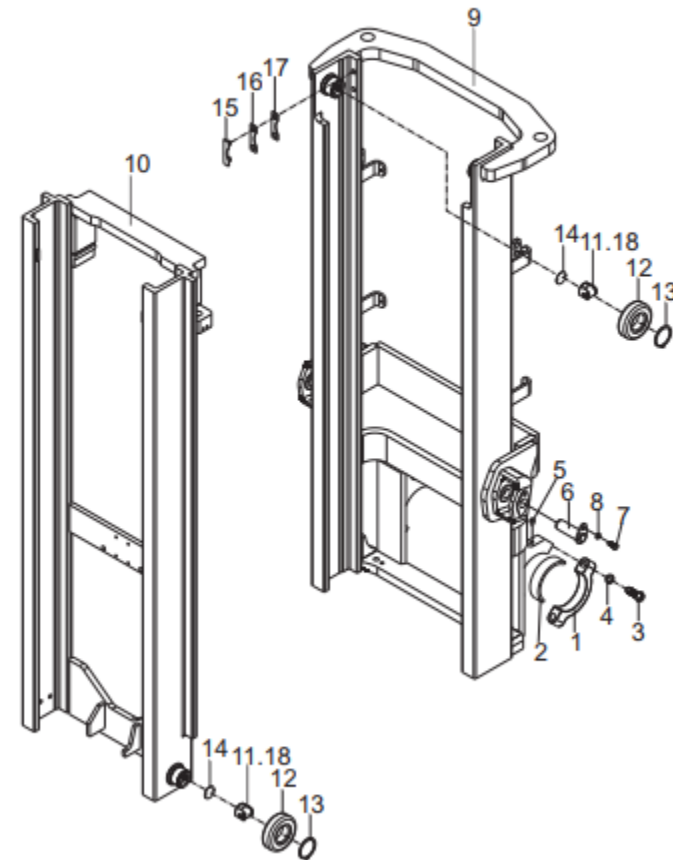




**Figure 85: MAST (FULL FREE 2-STAGE MAST ZM)**

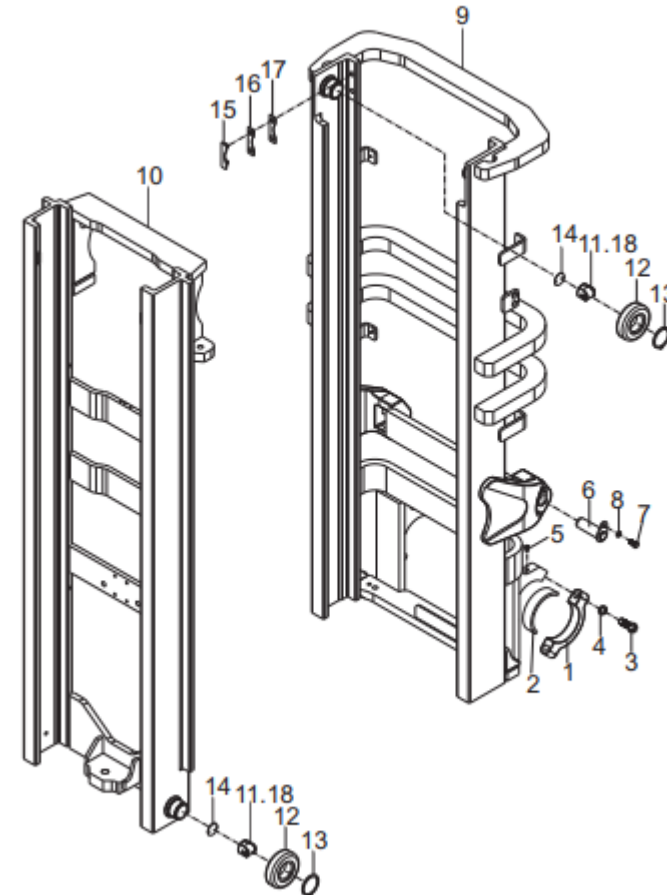
门架选用件表 Mast Optional Parts

起升高度 LIFTING HEIGHT	外门架总成 OUTER MAST	内门架总成 INNER MAST	备注 REMARK
ZM200	HRDH2L8301 DH2L8-30011	HRDH2L8302 DH2L8-31011	
250	-30021	-31021	
270	-30031	-31031	
300	-30001	-31001	标准 STD
330	-30041	-31041	
350	-30051	-31051	
370	-30061	-31061	
400	-30071	-31071	
425	-30081	-31081	
450	-30091	-31091	
475	-30101	-31101	
500	-30111	-31111	
550	-30111	-31121	
600	-30131	-31131	



**Figure 86: MAST (FULL FREE 2-STAGE MAST ZM)**

序号 Item No	图号 Part No	版本 Edition	零部件名称 Description	件数 Q'ty	备注 Remark
01	22018-30064	00	Cap 门架支座盖	2	
02	D20B8-02001	01	Bushing 轴衬	2	
03	B0430-16070	00	Bolt 螺栓M16x1.5x70	4	GB5785-86
04	B5050-00016	00	Washer,lock 垫圈16	4	GB93-87
05	Q700B01	00	Grease nipple 直通式滑脂嘴	2	ZBT33001.2-88
06	D2MD8-00161	01	Pin axle 倾斜缸销轴	2	
07	B0530-10020	00	Bolt 螺栓M10x1.25x20	2	GB5786-86
08	B5050-00010	00	Washer 垫圈10	2	GB93-87
09	HRDH3L8301	01	Outer mast 外门架总成	1	见选用件表 See op. Parts
10	HRDH3L8302	00	Inner mast 内门架总成	1	见选用件表 See op. Parts
11	DH2E8-70211	00	Multiplex roller 复合滚轮 (包含14, 18)	4	
12	980811N	00	Roller 主滚轮 φ 119. 2x55-34	4	
13	B6150-00055	00	Snap ring 挡圈55	4	GB894.1-86
14	TP042x0.5	00	Shim 垫片	12	
15	HRD15X8601 D15X8-60501	01	Slipper 限位滑块	2	
16	20029-43231-1	00	Shim 调整垫片0.5	4	
17	20029-43231-2	00	Shim 调整垫片1.0	4	
18	CGLC311-00	00	Side roller 侧滚轮	4	

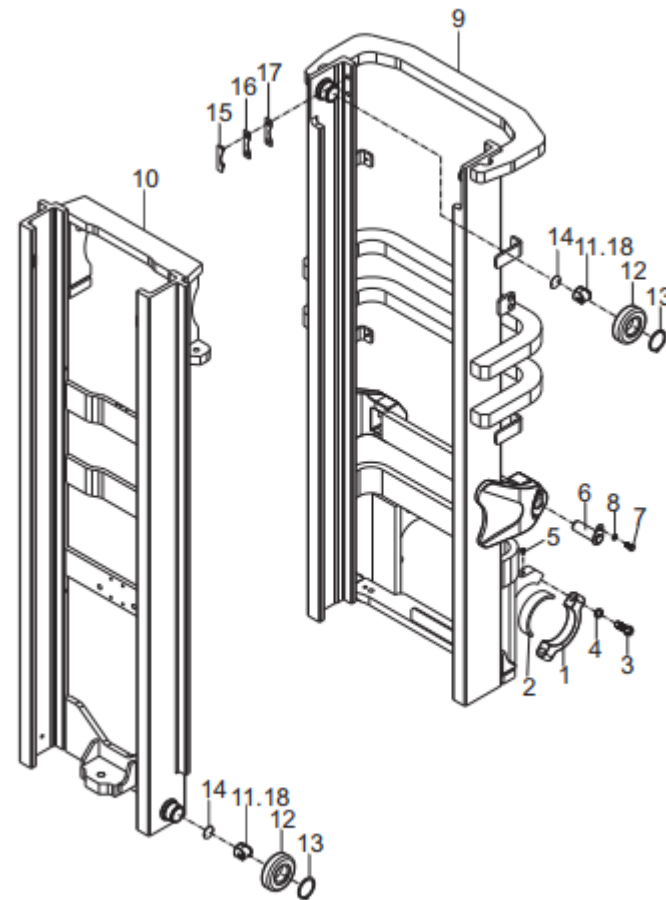




**Figure 86: MAST (FULL FREE 2-STAGE MAST ZM)**

门架选用件表 Mast Optional Parts

起升高度 LIFTING HEIGHT	外门架总成 OUTER MAST	内门架总成 INNER MAST	备注 REMARK
ZM200	HRDH3L8301 DH3L8-30011	HRDH3L8302 DH3L8-31011	
250	-30021	-31021	
270	-30031	-31031	
300	-30001	-31001	标准 STD
330	-30041	-31041	
350	-30051	-31051	
370	-30061	-31061	
400	-30071	-31071	
425	-30081	-31081	
450	-30091	-31091	
475	-30101	-31101	
500	-30111	-31111	
550	-30111	-31121	
600	-30131	-31131	





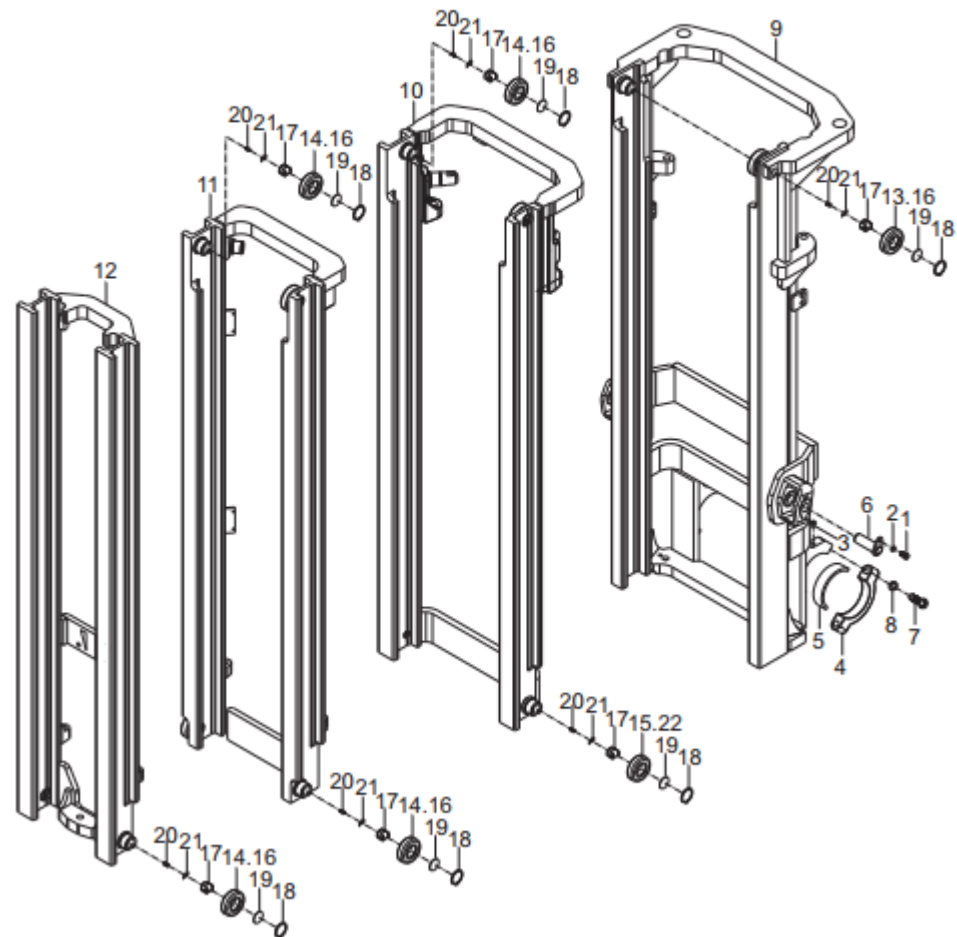






**Figure 89: MAST (FULL FREE 4-STAGE MAST ZFM)**

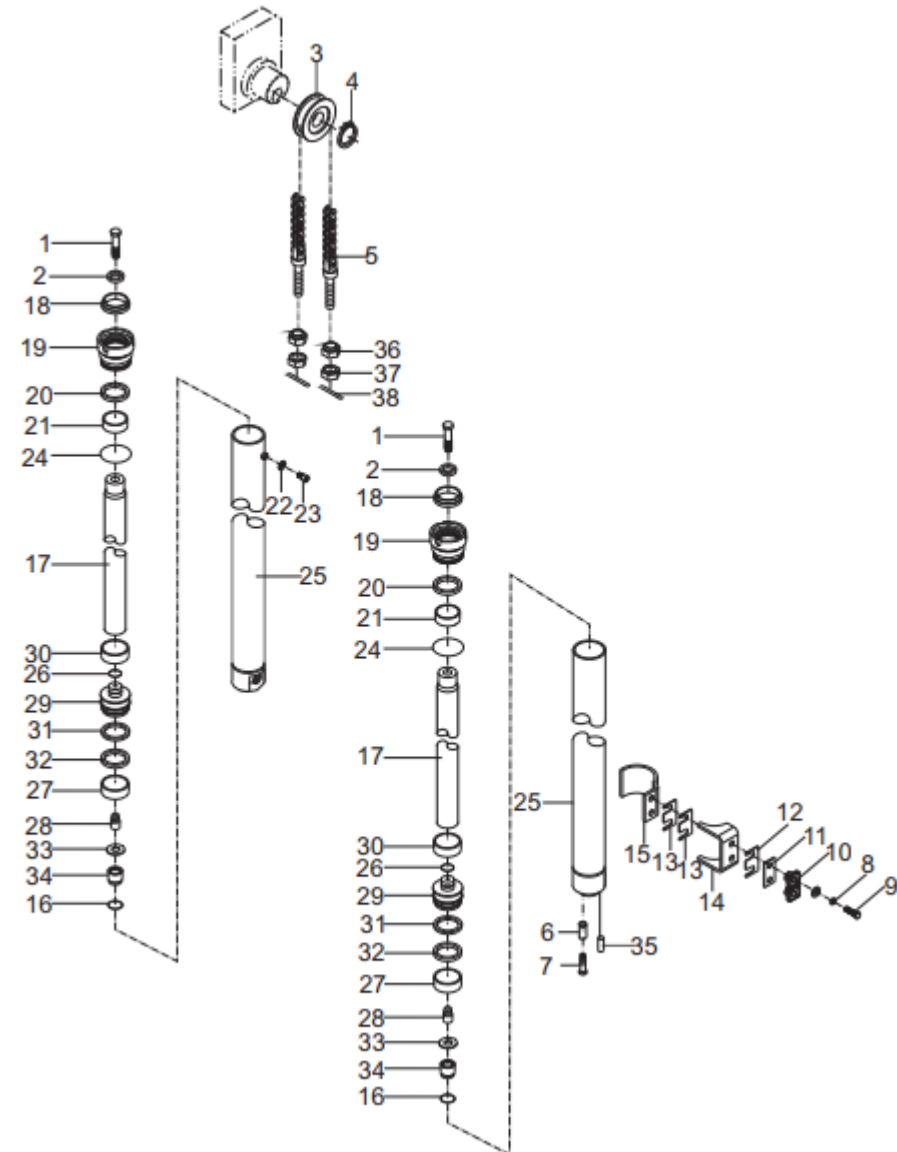
序号 Item No	图号 Part No	版本 Edition	零部件名称 Description	件数 Qty	备注 Remark
01	B0530-10020	00	Bolt 螺栓M10X1.25X20	2	GB5786-86
02	B5050-00010	00	Washer,lock 垫圈10	2	GB93-87
03	Q700B01	00	Grease nipple 直通式滑脂嘴	2	ZBT33001.1-88
04	22018-30064	00	Cap 支座盖	2	
05	D20B8-02001	01	Bushing 轴衬	2	
06	D2MD8-00161	01	Pin axle 倾斜缸销轴	2	
07	B0430-16070	00	Bolt 螺栓M16X1.5X70	4	GB5785-86
08	B5050-00016	00	Washer,lock 垫圈16	4	GB93-87
09	HRDH2V8301	01	The first mast 第I级门架总成	1	见选用件表 See op.parts
10	HRDH2V8302	00	The second mast 第II级门架总成	1	见选用件表 See op.parts
11	HRDH2V8303	01	The third mast 第III级门架总成	1	见选用件表 See op.parts
12	HRDH2V8304	01	The forth mast 第IV级门架总成	1	见选用件表 See op.parts
13	DH2V8-70211	00	Compound roller(Inc.16-21) 复合滚轮	2	
14	Q78B0-70461	01	Compound roller(Inc.16-21) 复合滚轮	8	
15	DH2V8-70221	00	Compound roller(Inc.17-22) 复合滚轮	2	
16	Q78B0-52401	00	End roller 主滚轮组	10	
17	Q78B0-52411	00	Side roller 侧滚轮组件	12	
18	Q78B0-52421	00	Snap ring 轴用挡圈	12	
19	Q78B0-52431	00	Dust plate 防尘片	12	
20	Q78B0-52441	00	Screw 调节螺钉	12	
21	Q78B0-52451	00	Lock plate 止松片	12	
22	Q78B0-52471	00	End roller 主滚轮组	2	





**Figure 90: LIFT CYLINDER MOUNTING (NORMAL MAST M)**

序号 Item No	图号 Part No	版本 Edition	零部件名称 Description	件数 Q'ty	备注 Remark
A	HRDH2E8401	D00	Lift cylinder mounting 起升油缸安装图	2	
01	B0530-16040	00	Bolt 螺栓M16x1.5x40	2	GB5786-86
02	B5050-00016	00	Washer,lock 垫圈16	2	GB93-87
03	D2KD8-74011	D00	Sheave 链轮	2	
04	B6150-00040	00	Snap ring 挡圈40	2	GB894.1-86
05	HRLH1234011-N	D01	Chain(Inc.36-38) 链条总成	2	
06	HRD20B8407 D20B8-42031	00	Sleeve 隔套	2	
07	B0530-12025	00	Bolt 螺栓M12x1.25x25	2	GB5786-86
08	B5050-00010	00	Washer,lock 垫圈10	4	GB93-87
09	B0230-10045	00	Bolt 螺栓M10x45	4	GB5786-86
10	DE778-42031	00	Rubber 减震块	2	
11	DE778-42041	00	Plate 垫板	2	
12	DE778-42051	00	Shim 调整垫片	2	
13	DE778-42061	00	Shim 调整垫片	4	
14	DE778-42021	00	Lock plate 卡板	2	
15	DE778-40211	00	Lock plate 卡板总成	2	
B	HRD7G58431	D02	Lift cylinder(Inc.16-35) 后起升油缸	2	见选用件表 See Op. Parts
16	GCQ055DL4-08	00	Snap ring 孔用钢丝挡圈	2	
17	HRD7G58431-01	D01	Piston rod ass'y 活塞杆	1	
18	ARZ342E5	00	Dust ring 防尘圈40x52x7/10	2	
19	GCQ050DL4-01	00	Guide sleeve 导向套	2	
20	23918-52161	00	U-ring 密封圈40x50x6	2	
21	Z2113-04030	00	Bushing 钢背轴承4030	2	
22	Q70B0-82141	00	Shim 垫片	2	
23	B8032-05005	00	Screw 螺钉M5x5	2	GB/T70-1985
24	C00637	00	O-ring 0型密封圈d49.7x2.4	2	
25	HRD7G58431.1-00	00	Cylinder body 缸体	2	
26	D20B8-42381	00	Snap ring 钢丝挡圈	2	
27	GCQ050DL4-06	D00	Wearing 支承环50x10x45	2	
28	GCQ055DL4.2-00	00	Sleeve 阀总成	2	



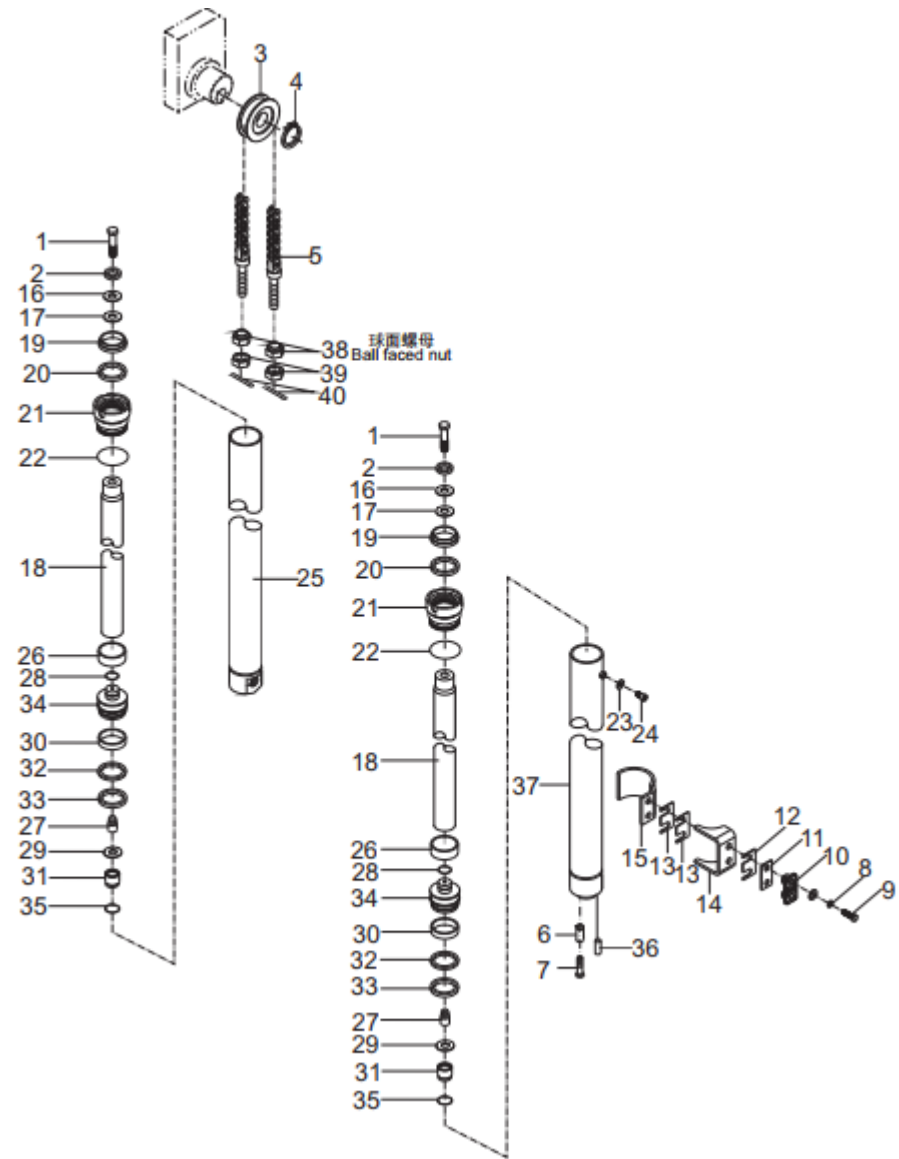






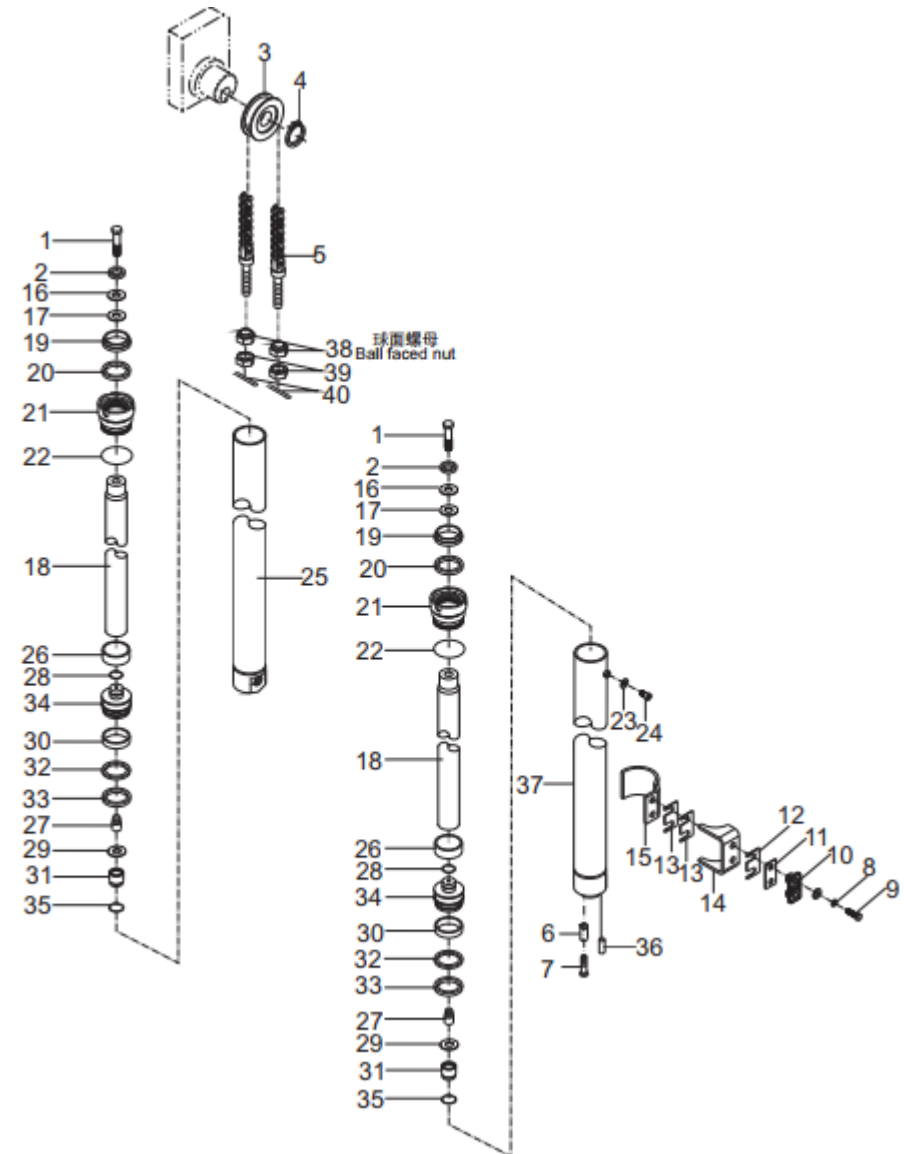
**Figure 91: LIFT CYLINDER MOUNTING (NORMAL MAST M)**

序号 Item No	图号 Part No	版本 Edition	零部件名称 Description	件数 Q'ty	备注 Remark
A	HRDH3E8401	D00	Lift cylinder mounting 起升油缸安装图	2	
01	B0530-16040	00	Bolt 螺栓M16X1.5X40	2	GB5786-86
02	B5050-00016	00	Washer,lock 垫圈16	2	GB93-87
03	23659-44842	D01	Sheave 链轮	2	
04	B6150-00040	00	Snap ring 挡圈40	2	GB894.1-86
05	HRLH1623011-N	D02	Chain(Inc.38-40) 链条总成	2	
06	HRD20B8407 D20B8-42031	00	Sleeve 隔套	2	
07	B0530-12025	00	Bolt 螺栓M12X1.25X25	2	GB5786-86
08	B5050-00010	00	Washer,lock 垫圈10	4	GB93-87
09	B0230-10045	00	Bolt 螺栓M10X45	4	GB5786-86
10	DE778-42031	00	Rubber 减震块	2	
11	DE778-42041	00	Plate 垫板	2	
12	DE778-42051	00	Shim 调整垫片	2	
13	DE778-42061	00	Shim 调整垫片	4	
14	DS3Z8-42021	00	Lock plate 卡板	2	
15	DS3Z8-40211	00	Lock plate 卡板总成	2	
16	23917-42191 23917-42191-1	01	Washer 垫圈	4	
17	23917-42191 23917-42191-3	01	Washer 垫圈	4	
B	HRDH3E8402	D00	Lift cylinder(Inc.18-37) 后起升油缸	2	见选用件表 See Op. Parts
18	HRDH3E8402-01	00	Piston rod ass'y 活塞杆	2	
19	24459-42271	00	Dust ring 防尘圈45X57X7/10	2	
20	D28B8-42611	00	U-ring U型密封圈45X55X6	2	
21	GQC056YJ-01	00	Guide sleeve 导向套	2	
22	Q055HST-52001	00	O-ring O型密封圈55.6X2.4	2	
23	Q70B0-82141	D01	Shim 垫片	2	
24	B8032-05008	00	Screw 螺钉M5X8	2	GB70-85
25	HRDH3E8402-00R	00	Cylinder body R.H. 右缸体	1	
26	D28A8-43131	D00	Spacer 内调整套	2	见选用件表 See Op. Parts
27	GQC055DL4.2-00	00	Valve 阀总成	2	
28	GQC055DL4-04	00	Snap ring 钢丝挡圈	2	



**Figure 91: LIFT CYLINDER MOUNTING (NORMAL MAST M)**

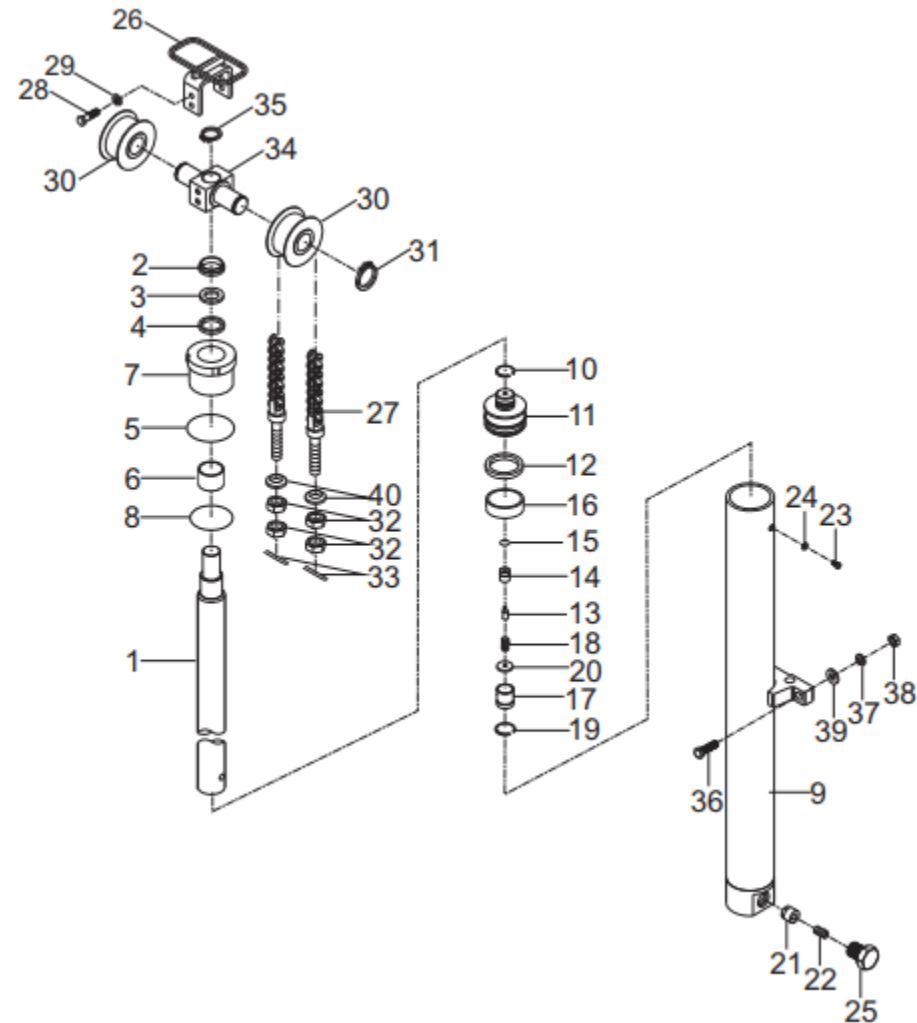
序号 Item No	图号 Part No	版本 Edition	零部件名称 Description	件数 Q'ty	备注 Remark
29	GCQ055DL4-06	00	Washer 垫片	2	
30	H12C4-53001S	00	Wearing 支承环56X51X8	2	
31	GCQ055DL4-07	00	Sleeve 套	2	
32	24459-42291	D00	Catch 挡片45X56X3	2	
33	24468-42001	D00	U-ring U型密封圈56X45X7	2	
34	GCQ056MKS-02	00	Piston 活塞	2	
35	GCQ055DL4-08	00	Snap ring 孔用钢丝挡圈	2	
36	B3130-10026	00	Pin 销B10X26	2	
37	HRDH3E8402-00L	00	Cylinder body L.H. 左缸体	1	
38		00	Ball faced nut 球面螺母	2	
39	B4216-00018	00	Nut 螺母M18X1.5	2	GB6171-86
40	B3010-3P230	00	Pin 销3. 2X30	2	GB91-86





**Figure 92: FRONT LIFT CYLINDER (FULL FREE 2-STAGE MAST ZM)**

序号 Item No	图号 Part No	版本 Edition	零部件名称 Description	件数 Q'ty	备注 Remark
A	HRDA2G8404	D05	Front lift cylinder mounting前起升缸安装图	1	
B	HRDA2G8405	D00	Front lift cylinder (Inc.01~25)前起升油缸 (包含01~25)	1	见选用件表 See Up. Parts
01	DA2G8.1-00	00	Rod,piston 活塞杆	1	见选用件表 See Up. Parts
02	FQ0041C0	00	Dust ring 防尘圈50x58x6.5	1	
03	22658-52301	00	Catch 挡片50x60x3	1	
04	24329-45591	00	Seal ring 轴用密封圈60x50x6	1	
05	Z6003-08003	00	O-ring 0型密封圈80x3.1	1	GB1235-76
06	Z2114-05040	00	Bushing 钢背轴承5040	1	
07	GCQ075HST3-02	00	Guide sleeve 导向套	1	
08	Z6053-06903	00	O-ring 0型密封圈69x3.55	1	GB3452.1-92
09	DA2G8.2-00	00	Cylinder body 缸体	1	见选用件表 See Up. Parts
10	GCQ055DL4-04	00	Snap ring 钢丝挡圈	1	
11	DA2N8.4-00	00	Piston ass'y 活塞总成	1	
12	GS1818V0	00	Glyd ring 格莱圈75x61x6.3	1	
13	GCQ085HST-04	00	Spool 阀芯2	1	
14	GCQ085HST-03-AA	00	Sleeve 阀套	1	
15	Z6003-02002	00	O-ring 0型密封圈D20x2.4	1	
16	GCQ075JND-05	00	Wearing 支承环75x69x20	1	
17	Q080MKS-02	00	Sleeve 套	1	
18	GCQ085HST-06	00	Spring 弹簧2	1	
19	GCQ080MKS-04	00	Snap ring 孔用钢丝挡圈	1	
20	DA2N8-01	00	Shim 垫片2	1	
21	23650-48341	D00	Spool 阀芯	1	
22	24389-46021	D00	Spring 弹簧	1	
23	B8032-05005	00	Screw 螺钉M5x5	1	GB/T 70-1985
24	Q70B0-82141	D01	Washer 垫片	1	
25	CPT3-81-027B	00	Cap 闷盖总成M27x2	1	
26	D29Z8-82021	03	Chain stopper 护链板总成	1	
27	HRLH1244011-N	D05	Chain ass'y (Inc.32,33,40) 链条总成 (包含32, 33, 40)	2	见选用件表 See Up. Parts
28	B0330-08016	00	Bolt 螺栓M8x16	2	GB5783-86

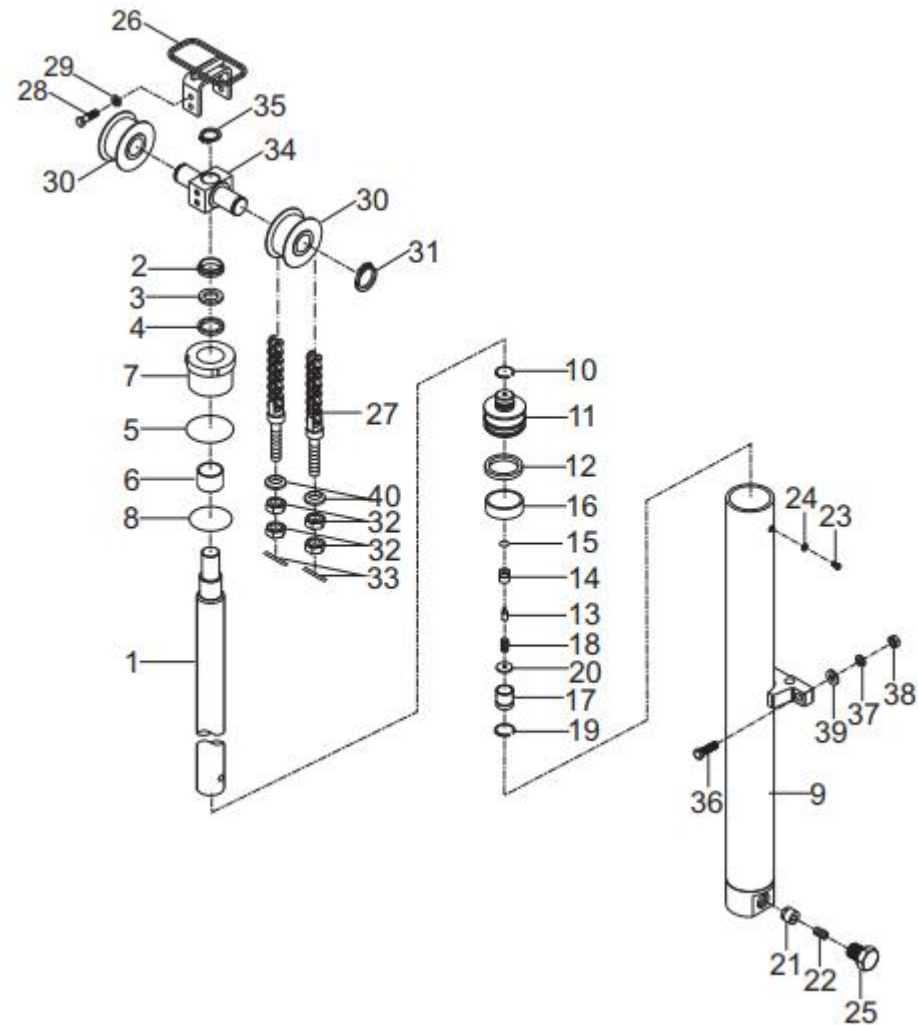




**Figure 92: FRONT LIFT CYLINDER (FULL FREE 2-STAGE MAST ZM)**

前起升油缸用件 OPTION TABLE FOR LIFT CYLINDER

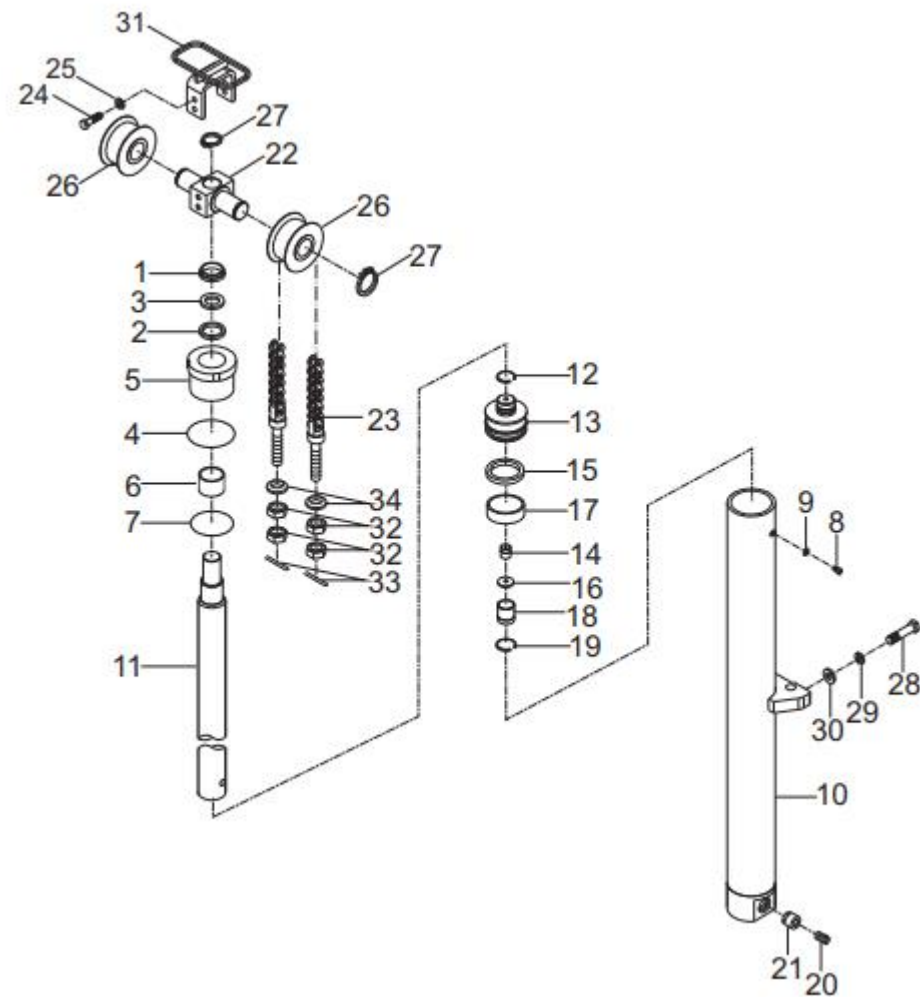
起升高度 LIFTING HEIGHT	前起升油缸 FRONT LIFT CYLINDER	活塞杆图号 PISTON ROD	缸体图号 CYLINDER BODY	链条总成 CHAIN ASS'Y
ZM200	DA2G8-40401	DA2G8-40541	DA2G8-41001	HRLH1244011-57
250	-40411	-40551	-41011	-67
270	-40421	-40561	-41021	-69
标准 STD 300	-40431	-40571	-41031	-77
330	-40441	-40581	-41041	-87
350	-40451	-40591	-41051	-91
370	-40461	-40601	-41061	-95
400	-40471	-40611	-41071	-107
425	-40481	-40621	-41081	-115
450	-40491	-40631	-41091	-119
475	-40501	-40641	-41101	-127
500	-40511	-40651	-41111	-133
550	-40521	-40661	-41121	-149
600	-40531	-40671	-41131	-161





**Figure 93: FRONT LIFT CYLINDER (FULL FREE 2-STAGE MAST ZM)**

序号 Item No	图号 Part No	版本 Edition	零部件名称 Description	件数 Q'ty	备注 Remark
A	HRDH3L8401	D01	Front lift cylinder mounting前起升缸安装图	1	
B	HRDG3K8402	D00	Front lift cylinder (Inc.01~21) 前起升油缸 (包含01~21)	1	见选用件表 See Op. Parts
01	ME-3-60	00	Dust ring 防尘圈60X74X8/11	1	
02	27970-82521	00	Seal ring 轴用密封圈60X70X6	1	
03	D01D8-42051	00	Catch 挡片60X70X3	1	
04	Z6003-09003	00	O-ring 0型密封圈90X3.1	1	GB1235-76
05	GQC085HST-01	00	Guide sleeve 导向套	1	
06	Z2114-06035	00	Bushing 钢背轴承6035	1	
07	Z6053-07753	00	O-ring 0型密封圈77.5X3.55	1	GB3452.1-92
08	B8032-05005	00	Screw 内六角圆柱头螺钉M5X5	1	GB/T 70-1985
09	Q70B0-82141	D00	Washer 垫片	1	
10	DG3K8402.1-00	00	Cylinder body 缸体	1	
11	DG3K8402-01	00	Rod,piston 活塞杆	1	
12	GQC085HST-05	00	Snap ring 钢丝挡圈	1	
13	DG3K8402.2-00	00	Piston ass'y 活塞总成	1	
14	GQC055DL4.2-00	00	Valve 阀总成	1	
15	GS0345V0	00	Seal ring 组合密封圈85X70X7.3	1	
16	DA2N8-01	00	Shim 垫片	1	
17	22518-45141	00	Wearing 支承环85X80X20	1	
18	Q080MKS-02	00	Sleeve 套	1	
19	GQC080MKS-04	00	Snap ring 孔用钢丝挡圈35X2.5	1	GB895.1-86
20	D01D8-42081	00	Spring 弹簧	1	
21	20030-48341	00	Spool 阀芯	1	
22	DH3M8-46101	04	Sheave seat 前缸链轮座	1	
23	HRLH1244011-N	D05	Chain ass'y (Inc.32-34) 链条总成	2	见选用件表 See Op. Parts
24	B0330-08016	00	Bolt 螺栓M8X16	2	GB5783-86
25	B5050-00008	00	Washer,lock 垫圈8	2	GB93-87
26	D29Z8-82031	00	Sheave 链轮	2	
27	B6150-00035	00	Snap ring 挡圈35	3	GB894.1-86
28	B0330-14040	00	Bolt 螺栓M14X40	2	GB5783-86

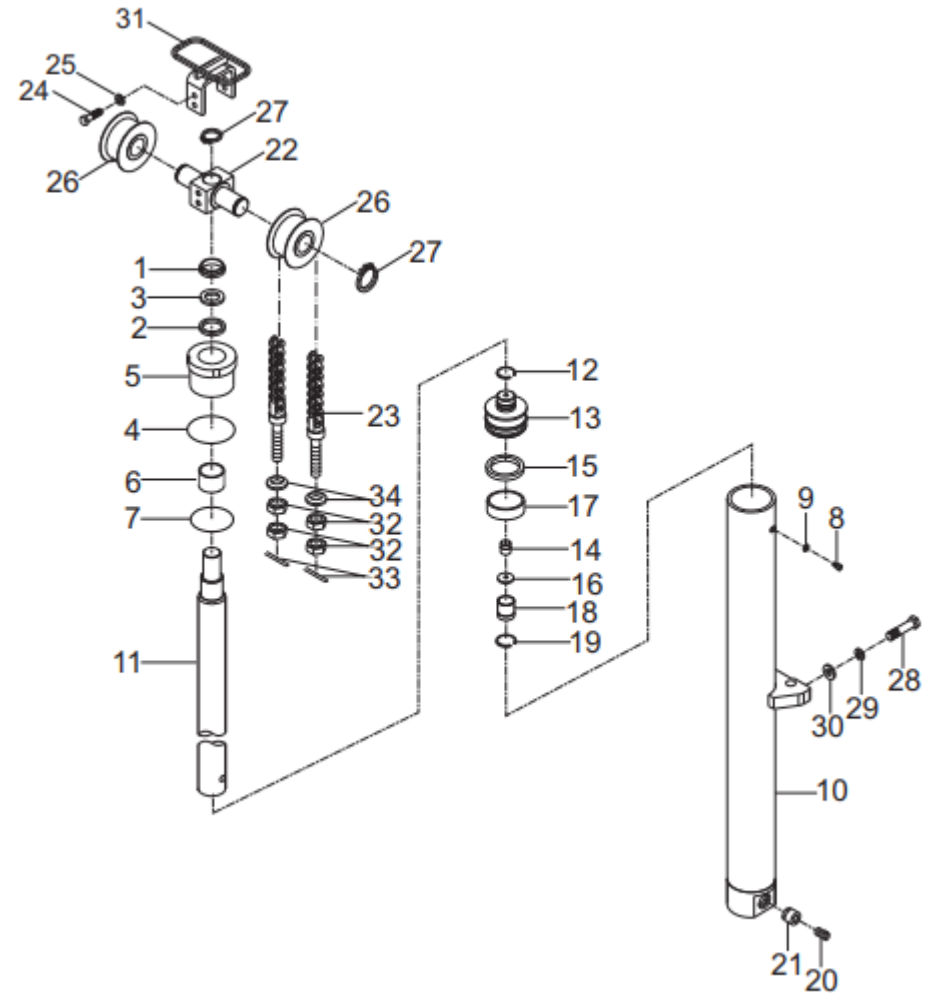




**Figure 93: FRONT LIFT CYLINDER (FULL FREE 2-STAGE MAST ZM)**

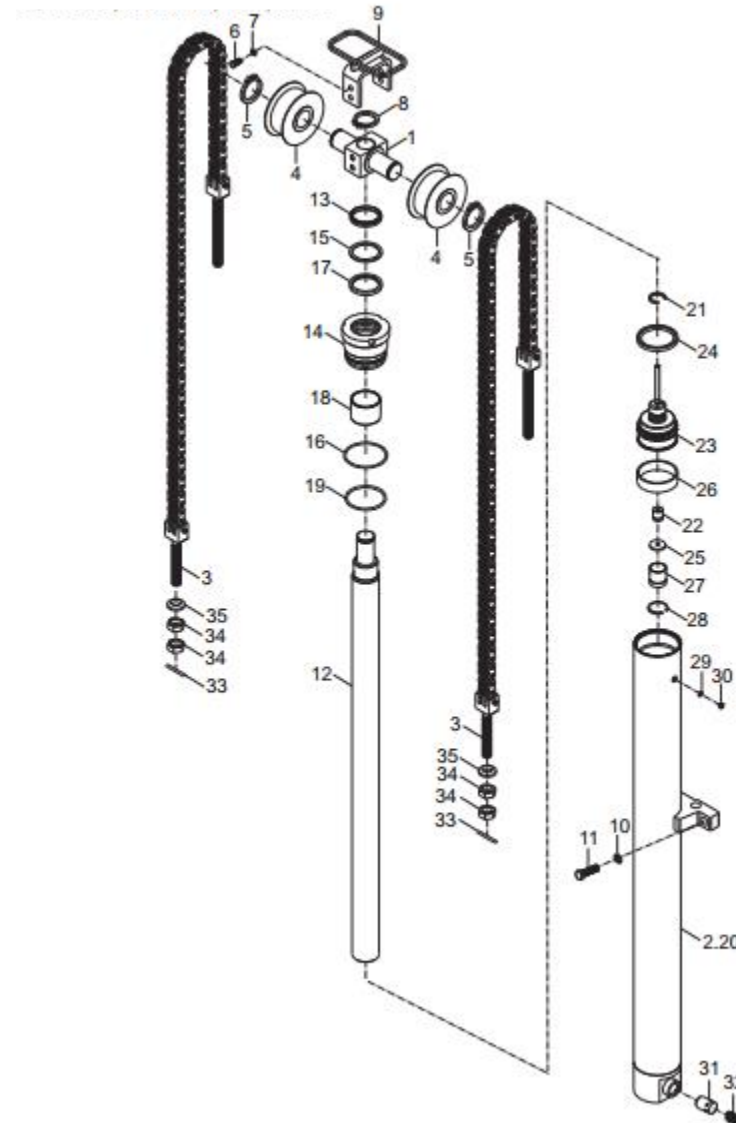
前起升油缸用件 OPTION TABLE FOR LIFT CYLINDER

起升高度 LIFTING HEIGHT	前起升油缸 FRONT LIFT CYLINDER	链条总成 CHAIN ASS'Y
ZM200	DG3K8-40011	HRLH1244011-55
250	-40031	-67
270	-40041	-69
标准 STD 300	-40001	-77
330	-40051	-85
350	-40061	-91
370	-40071	-95
400	-40081	-105
425	-40091	-113
450	-40101	-119
475	-40111	-125
500	-40121	-131
550	-40131	-147
600	-40141	-161



**Figure 94: FRONT LIFT CYLINDER MOUNTING (FULL FREE 3-STAGE)**

序号 Item No	图号 Part No	版本 Edition	零部件名称 Description	件数 Q'ty	备注 Remark
A	HRDE778402	D01	Front lift cylinder mounting 前起升油缸安装图	1	
01	D29Z8-82001	09	Seat 前缸链轮座	1	
02	HRDE778421	01	Front lift cylinder ass'y (Inc.12-32) 前起升油缸	1	
03	HRLH1244011-N	D05	Chain ass'y(Inc.33-35) 链条总成	2	
04	D29Z8-82031	00	Sheave 链轮	2	
05	B6150-00035	00	Snap ring 挡圈35	2	GB894.1-86
06	B0330-08016	00	Bolt 螺栓M8x16	4	GB5783-86
07	B5050-00008	00	Washer,lock 垫圈8	4	GB93-87
08	B6150-00032	00	Snap ring 挡圈32	1	GB894.1-86
09	DH3M8-40991	03	Stopper,chain ass'y 护链板总成	1	
10	B5050-00014	00	Washer,lock 垫圈14	2	GB93-87
11	B0530-14050	00	Bolt 螺栓M14X1.5X50	2	GB5783-86
12	HRDE778421-01	00	Rod,piston 活塞杆	1	
13	FQ0041C0	00	Dust ring 防尘圈50X58X6.5	1	
14	GCQ075HST3-02	00	Guide sleeve 导向套	1	
15	22658-52301	00	Catch 挡片50X60X3	1	
16	Z6003-08003	00	O-ring 0型密封圈80X3.1	1	GB1235-76
17	24329-45591	00	Seal ring 轴用密封圈50X60X6	1	
18	Z2114-05040-Y	00	Bushing 钢背轴承5040	1	
19	Z6053-06903	00	O-ring 0型密封圈69X3.55	1	
20	HRDE778421.1-00	00	Cylinder body 缸体	1	
21	GCQ055DL4-04	00	Snap ring 钢丝挡圈	1	
22	GCQ055DL4.2-00	00	Valve 阀总成	1	
23	DA2N8.4-00	00	Piston ass'y 活塞总成	1	
24	GS1818V0	00	Glyd ring 格莱圈75X61X6.3	1	
25	DA2N8-01	00	Washer 垫片	1	
26	GCQ075JND-05	00	Wearing 支承环75X69X20	1	
27	Q080MKS-02	00	Bushing 套	1	
28	GCQ080MKS-04	00	Snap ring 孔用钢丝挡圈35X2.5	1	GB895.1-86
29	Q70B0-82141	D01	Shim 垫片	1	

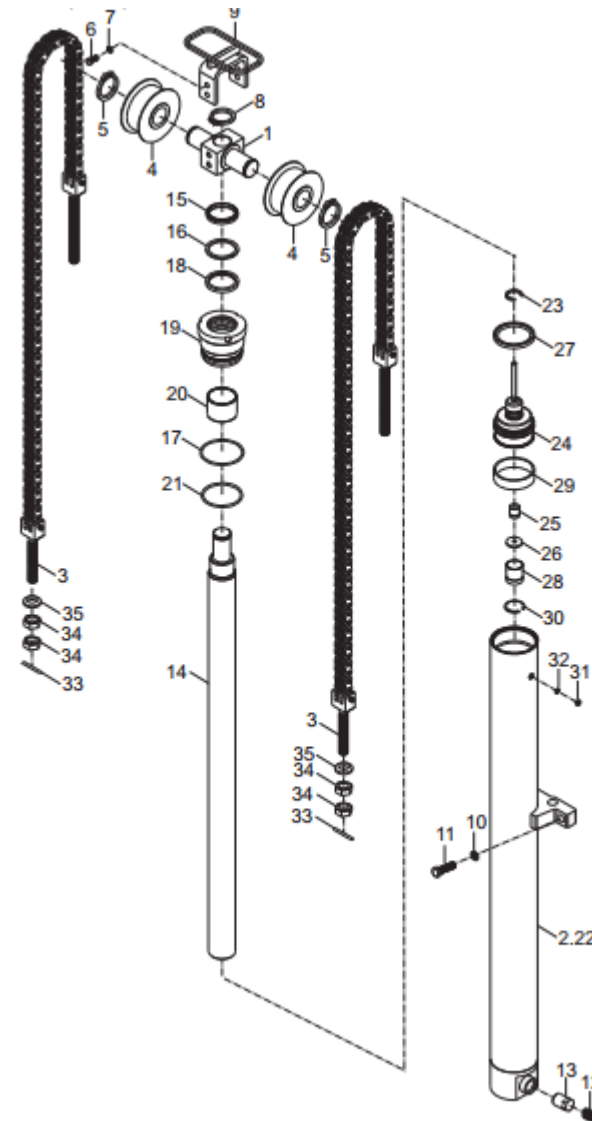






**Figure 95: FRONT LIFT CYLINDER MOUNTING (FULL FREE 3-STAGE)**

序号 Item No	图号 Part No	版本 Edition	零部件名称 Description	件数 Q'ty	备注 Remark
A	HRDS3Z8402	D02	Front lift cylinder mounting 前起升油缸安装图	1	
01	D29Z8-82001	09	Seat 前缸链轮座	1	
02	HRDS3Z8421	00	Front lift cylinder ass'y (Inc.12-32) 前起升油缸	1	
03	HRLH1244011-N	D05	Chain ass'y(Inc.33-35) 链条总成	2	
04	DH3S8-45011	00	Sheave 链轮	2	
05	B6150-00035	00	Snap ring 挡圈35	2	GB894.1-86
06	B0330-08016	00	Bolt 螺栓M8X16	4	GB5783-86
07	B5050-00008	00	Washer,lock 垫圈8	4	GB93-87
08	B6150-00032	00	Snap ring 挡圈32	1	GB894.1-86
09	DH3M8-40991	03	Stopper,chain ass'y 护链板总成	1	
10	B5050-00014	00	Washer,lock 垫圈14	2	GB93-87
11	B0530-14050	00	Bolt 螺栓M14X1.5X50	2	GB5783-86
12	24389-46021	D00	Spring 弹簧	1	
13	20030-48341	D00	Spool 阀芯	1	
14	DS3Z8421-01	00	Rod,piston 活塞杆	1	
15	AR3381G5	00	Dust ring 防尘圈65X79X8/11	1	
16	GCQ075JND-06	00	Catch 挡片	1	
17	Z6003-09003	00	O-ring 0型密封圈90X3.1	1	GB1235-76
18	FU0810F0	00	Seal ring 轴用密封圈65X75X8	1	
19	GCQ085DL3-02	00	Guide sleeve 导向套	1	
20	Z2114-06535	00	Bushing 钢背轴承6535	1	
21	Z6053-07753	00	O-ring 0型密封圈77.5X3.55	1	GB3452.1-92
22	DS3Z8421.1-00	00	Cylinder body 缸体	1	
23	GCQ085HST-05	00	Snap ring 钢丝挡圈	1	
24	DS3Z8421.2-00	00	Piston ass'y 活塞总成	1	
25	GCQ055DL4.2-00	00	Valve 阀总成	1	
26	DA2N8-01	00	Catch 挡片	1	
27	GS0345V0	00	Seal ring SP60组合密封圈85X70X7.3	1	
28	Q080MKS-02	00	Bushing 套	1	
29	22518-45141	00	Wearing 孔用支承环85X80X20	1	



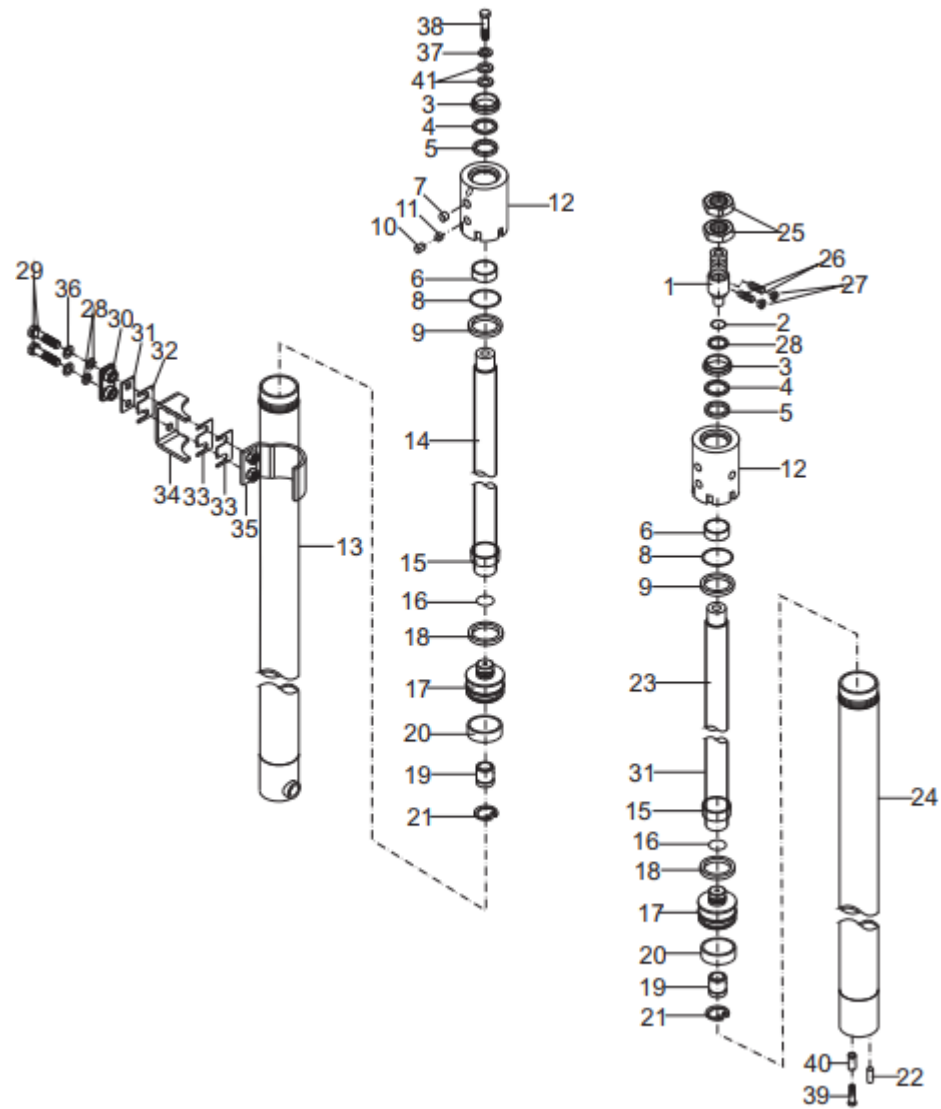






**Figure 96: REAR LIFT CYLINDER (FULL FREE 2-STAGE MAST ZM)**

序号 Item No	图号 Part No	版本 Edition	零部件名称 Description	件数 Q'ty	备注 Remark
A	HRDH2L8401	D02	Rear lift cylinder mounting后起升油缸安装	1	
B	HRDH2K8404	D00	Rear lift cylinder(Inc.1-24) 后起升油缸	1	见选用件表 See Up. Parts
01	DH2K8-42031	00	Joint 连接杆	1	
02	Z6003-02602	D00	O-ring 0型密封圈26x2.4	1	
03	27410-53111	D00	Dust ring 防尘圈35x47x7/10	2	
04	23650-52861	00	Catch 挡片35x45x3	2	
05	23650-52851	D00	Seal ring 轴用密封圈35x45x6	2	
06	Z2114-03530	00	Bushing 钢背轴承3530	2	
07	Q/ZB223.1	00	Plug 螺塞Z1/8"	4	
08	Z6053-04973	00	O-ring 0型密封圈49.7x3.55	2	GB3452.1-82
09	23650-52881	D00	Catch 挡片56.97x50.8x1.25	2	
10	B1830-06008	00	Screw 螺钉M6x8	4	GB/T80-1985
11	D20B8-42341	00	Plug 塞子	2	
12	23650-52831G	00	Cap,cylinder 缸盖	2	
13	DH2K8-42011R	00	Cylinder body R.H. 右缸体	1	
14	DH2K8-42021R	00	Piston rod ass'y R.H. 右柱塞杆	1	
15	HRDA2G8402-03	00	Sleeve 调整套	2	见选用件表 See Up. Parts
16	D20B8-42381	00	Steel clip 钢丝挡圈24x2	2	
17	HRDG2S8411-02	00	Piston 活塞	1	
18	GS1808V0	00	Ring 孔用格莱圈45x36.5x3.8	2	
19	GCQ045DL4-05	00	Sleeve 套	1	
20	GW0261P0	00	Wearing 支撑环45x40x15	2	
21	GCQ055DL4-08	00	Snap ring 孔用钢丝挡圈26	2	
22	B3130-10026	00	Pin 销10x26	2	GB80-85
23	DH2K8-42021L	00	Piston rod ass'y L.H. 左柱塞杆	1	
24	DH2K8-42011L	00	Cylinder body L.H. 左缸体	1	
25	B4413-00027	00	Nut 螺母M27x2	2	GB6173-86
26	B1830-08030	00	Screw 螺钉M8x30	2	GB80-85
27	B4313-00008	D00	Nut 螺母M8	2	GB6172-86
28	B5050-00010	00	Washer,lock 垫圈10	4	GB93-87

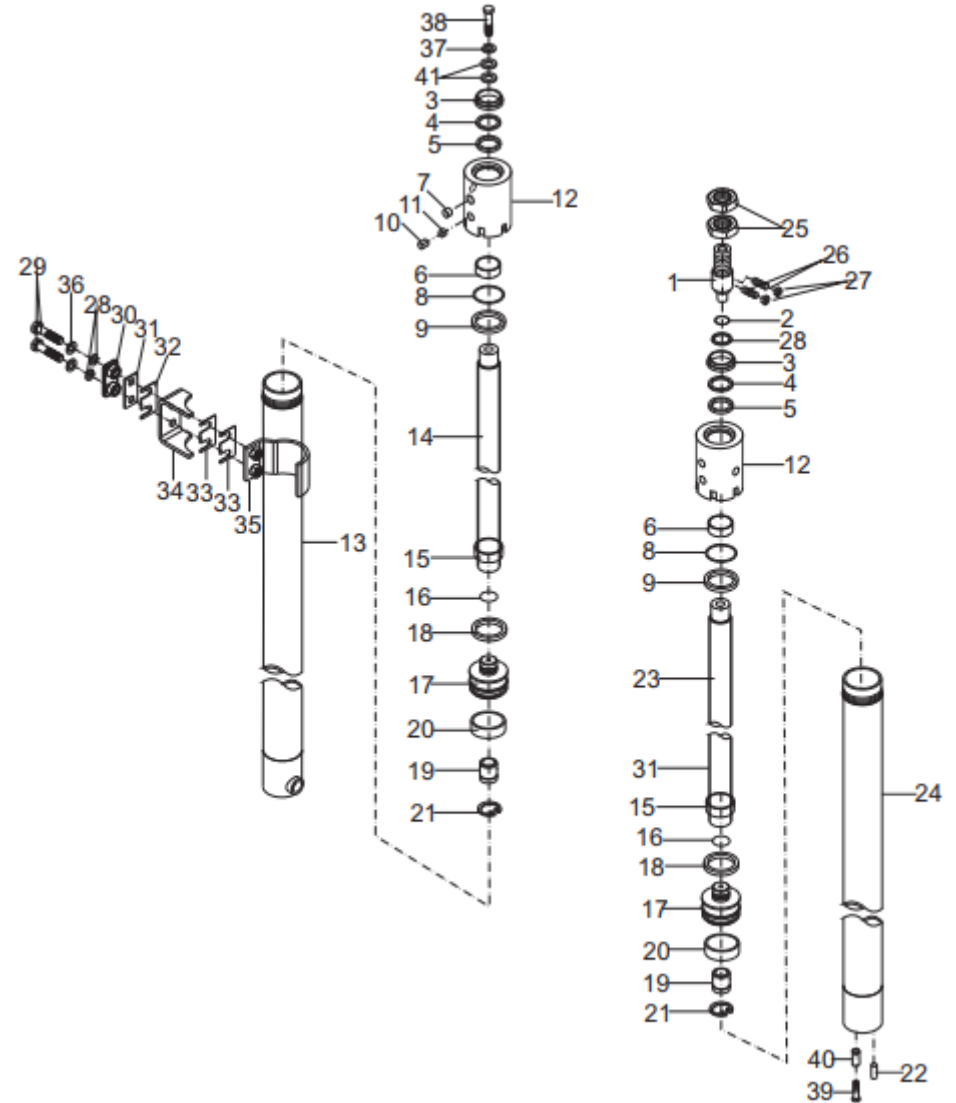




**Figure 96: REAR LIFT CYLINDER (FULL FREE 2-STAGE MAST ZM)**

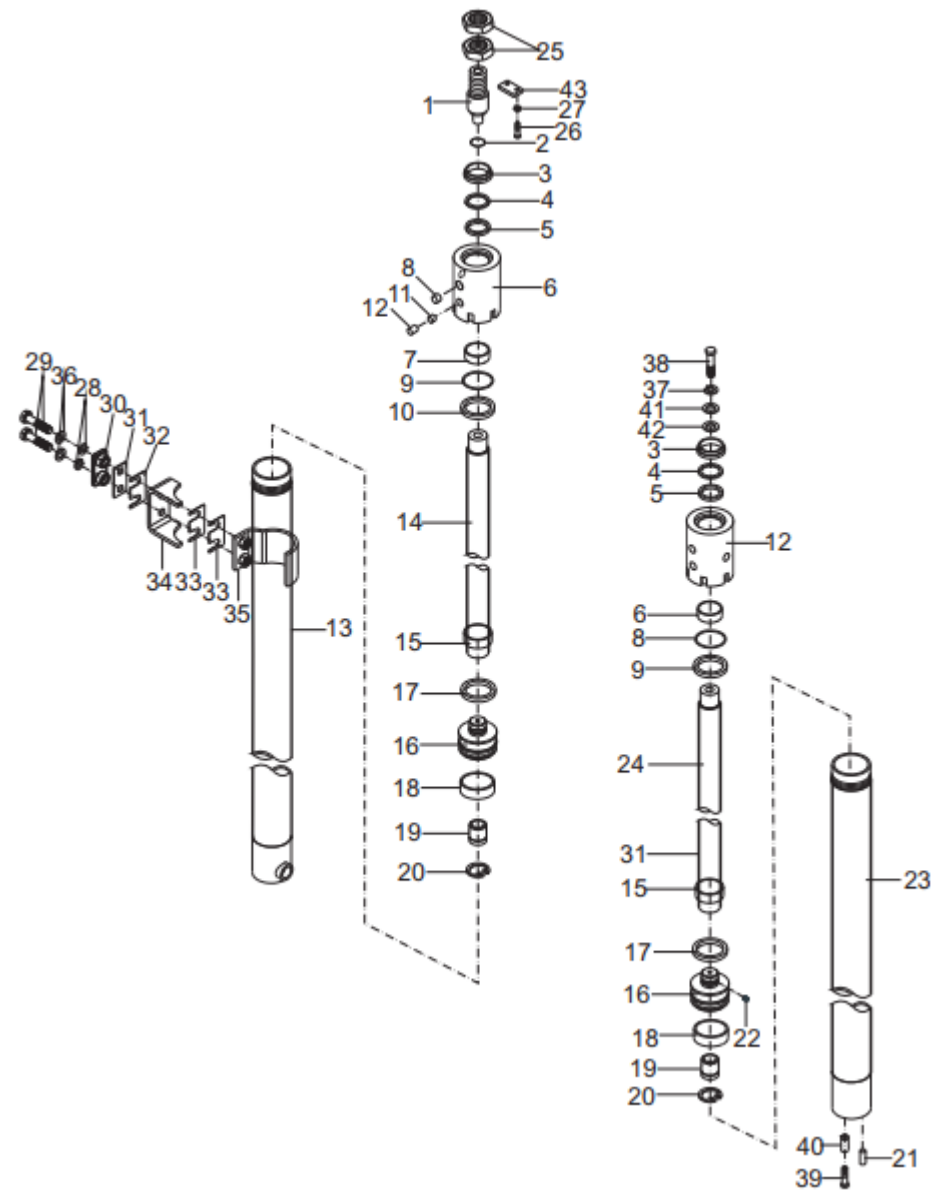
后起升油缸选用件  
LIFT CYLINDER OPTION TABLE

起升高度 LIFTING HEIGHT	后起升油缸 LIFT CYLINDER		件15 调整套长度 SPACER LENGTH
	右缸 Right	左缸 Left	
ZM200	HRDH2K8404 DH2K8-40901	HRDH2K8404 DH2K8-40891	
250	-40941	-40931	
270	-40961	-40951	
标准 STD 300	-41001	-40991	
330	-41041	-41011	
350	-41061	-41051	
370	-41101	-41091	
400	-41141	-41131	100
425	-41161	-41151	100
450	-41181	-41171	100
475	-41201	-41191	100
500	-41221	-41211	100
550	-41241	-41231	200
600	-41261	-41251	200



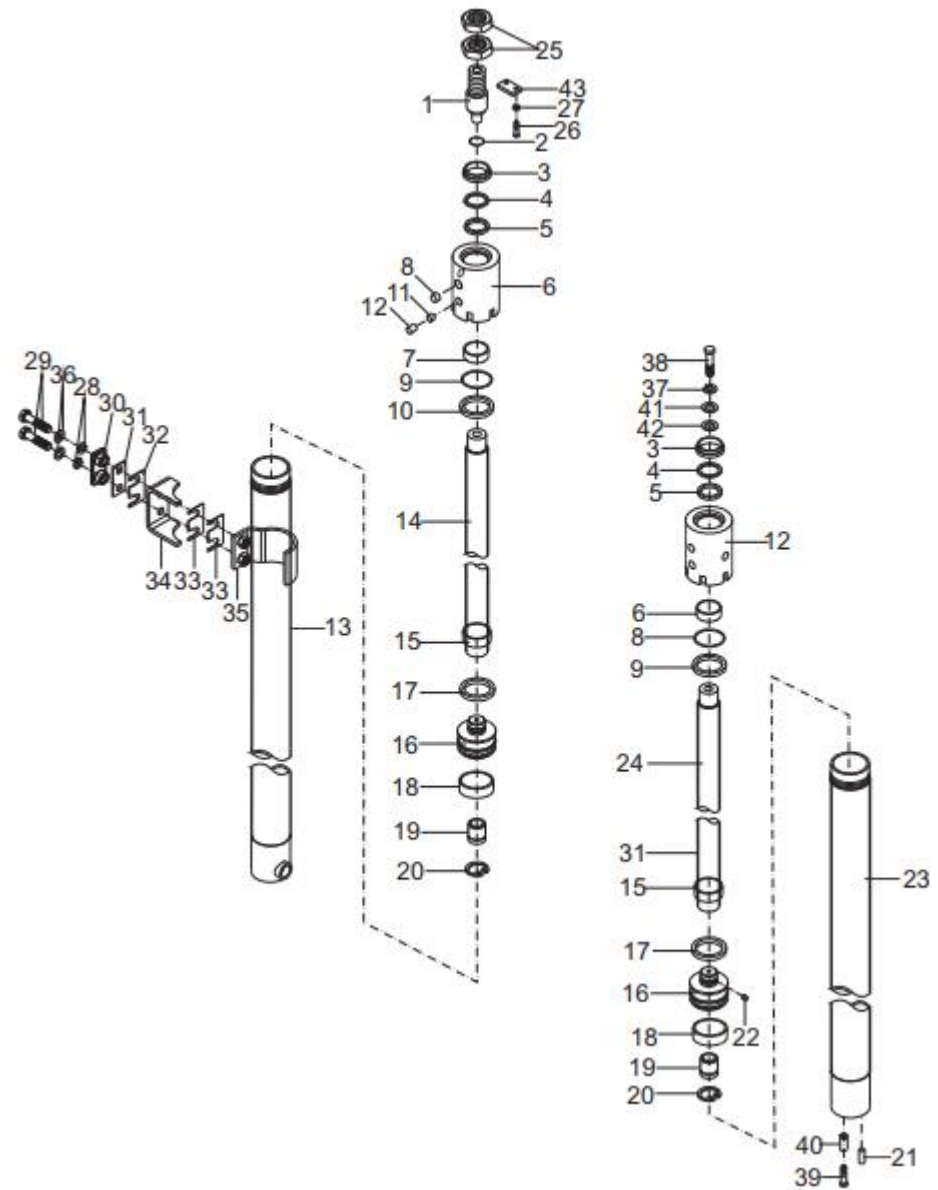
**Figure 97: REAR LIFT CYLINDER (FULL FREE 2-STAGE MAST ZM)**

序号 Item No	图号 Part No	版本 Edition	零部件名称 Description	件数 Q'ty	备注 Remark
A	HRDH3L8402	D00	Rear lift cylinder mounting后起升油缸安装	1	
B	HRDH3K8404A	D02	Rear lift cylinder(Inc.1-24) 后起升油缸	1	见选用件表 See Op. Parts
01	DH3K8-42051A	00	Joint 连接杆	1	
02	C00617	D00	O-ring 0型密封圈23. 3x2. 4	1	
03	23650-83581	D00	Dust ring DKB型防尘圈40x52x7/10	2	
04	23650-83531	00	Catch 挡片50x40x3	2	
05	23918-52161	D00	Seal ring 轴用密封圈40x50x6	2	
06	20038-36500	00	Cap,cylinder 缸盖	2	
07	Z2113-04030	00	Bushing 钢背轴承4030	2	
08	Q/ZB223.1	00	Plug 螺塞Z1/8"	4	
09	Z6003-06003	D00	O-ring 0型密封圈60x3. 1	2	GB1235-76
10	20030-52881	00	Catch 挡片60x55x1. 6	2	
11	D20B8-42341	00	Plug 塞子	4	
12	B1830-06008	00	Screw 螺钉M6x8	4	GB/T80-1985
13	DH3K8-42021RA	00	Cylinder body R.H. 右缸体	1	
14	DH3K8-42041RA	00	Piston rod ass'y R.H. 右柱塞杆	1	
15	DH3K8-42041	00	Sleeve 调整套	2	见选用件表 See Op. Parts
16	DH3K8-42071A	00	Piston 活塞	2	
17	P2M0500X-741N	00	Glyd ring T54型格莱圈50x39x4. 2	2	
18	27970-53141	00	Wearing 孔用支撑环50x45x20	2	
19	DH3K8-42061A	00	Sleeve 套	2	
20	GCQ055DL4-08	00	Snap ring 孔用钢丝挡圈	2	
21	B3130-10026	00	Pin 销10x26	2	
22	B1832-04006	00	Screw 内六角锥端紧定螺钉M4x6	4	GB/T78-2000
23	DH3K8-42021LA	00	Cylinder body L.H. 左缸体	1	
24	DH3K8-42041LA	00	Piston rod ass'y L.H. 左柱塞杆	1	
25	B4430-00027	00	Nut 螺母M27X2	2	GB6173-86
26	B0330-06016	00	Bolt 螺栓M6X16	2	GB5783-86
27	B5050-00006	00	Washer,lock 垫圈6	2	GB93-87
28	B5050-00010	00	Washer,lock 垫圈10	4	GB93-87



**Figure 97: REAR LIFT CYLINDER (FULL FREE 2-STAGE MAST ZM)**

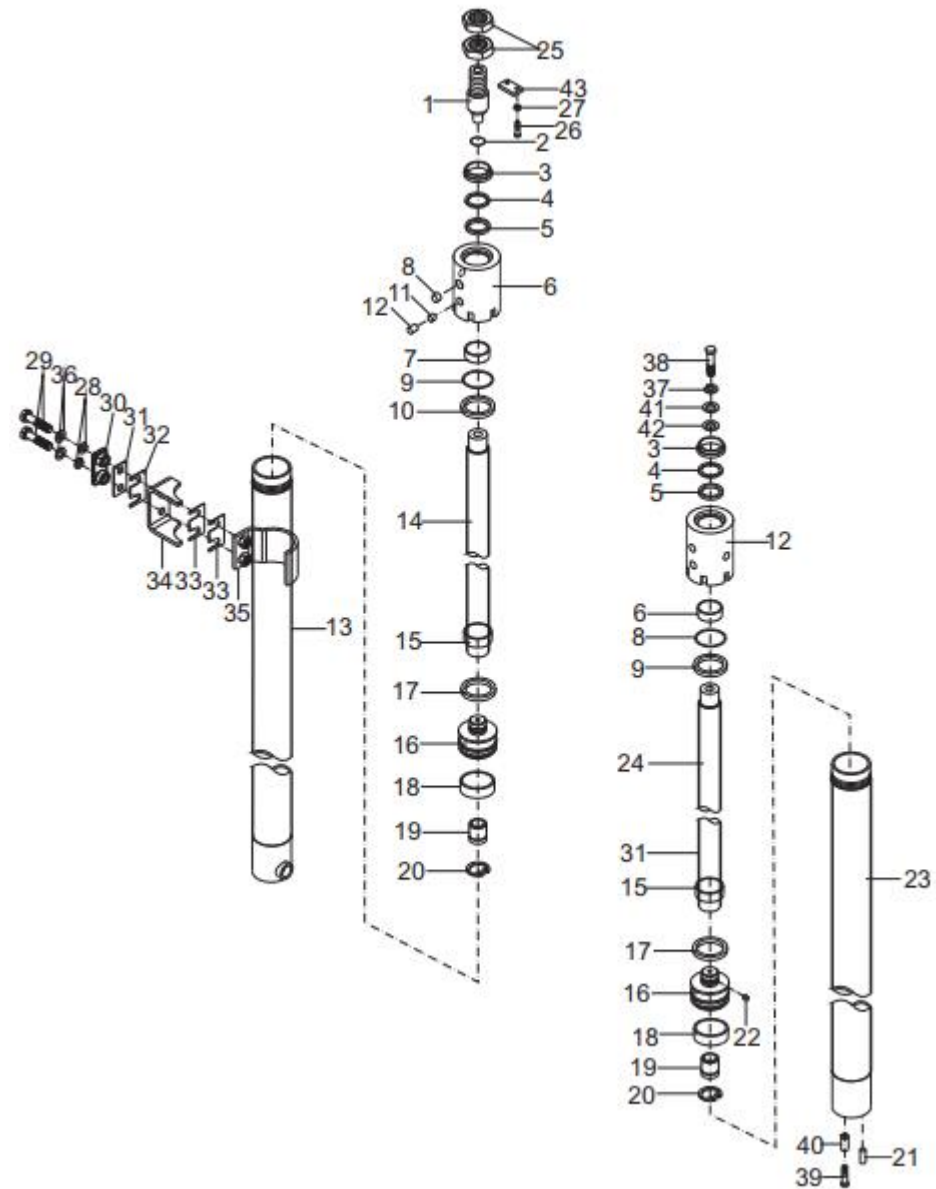
序号 Item No	图号 Part No	版本 Edition	零部件名称 Description	件数 Q'ty	备注 Remark
29	B0230-10045	00	Bolt 螺栓M10X45	4	GB5782-86
30	DE778-42031	00	Rubber 减震块	2	
31	DE778-42041	00	Plate 垫板	2	
32	DE778-42051	00	Shim 调整垫片	2	
33	DE778-42061	00	Shim 调整垫片	4	
34	DE778-42021	00	Lock plate 卡板	2	
35	DE778-40211	00	Lock plate 卡板总成	2	
36	B5310-00010	00	Washer 垫圈10	4	GB97.1-85
37	B5050-00016	00	Washer,lock 垫圈16	1	GB93-87
38	B0330-16040	00	Bolt 螺栓M16X40	1	GB5783-86
39	B0530-12025	00	Bolt 螺栓M12X1.25X25	2	GB5786-86
40	D20B8-42031	00	Spacer 隔套	2	
41	23917-42191 23917-42191-1	01	Washer 垫圈	4	
42	23917-42191 23917-42191-3	01	Washer 垫圈	4	
43	DH3K8-43001	02	Stopper 限位板	1	



**Figure 97: REAR LIFT CYLINDER (FULL FREE 2-STAGE MAST ZM)**

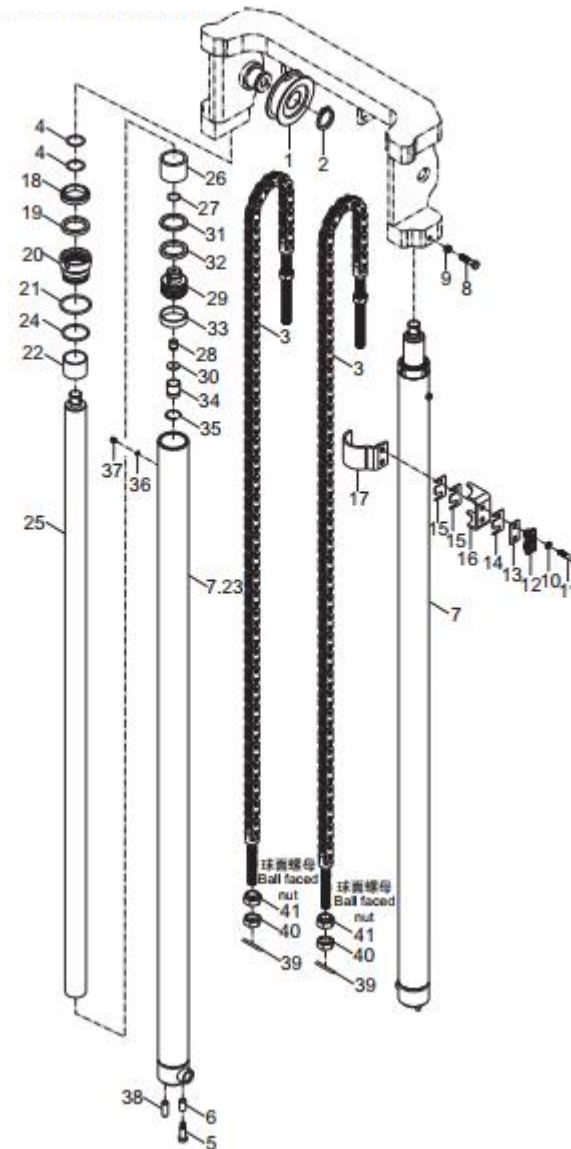
后起升油缸选用件  
LIFT CYLINDER OPTION TABLE

起升高度 LIFTING HEIGHT	后起升油缸 LIFT CYLINDER	后起升油缸 LIFT CYLINDER	件15 调整套长度 SPACER LENGTH
	左缸 Left	右缸 Right	
ZM200	HRDH3K8404A DH3K8-40891A	HRDH3K8404A DH3K8-40901A	
250	-40931A	-40941A	
270	-40951A	-40961A	
标准STD 300	-40991A	-41001A	
330	-41031A	-41041A	
350	-41051A	-41061A	
370	-41091A	-41101A	
400	-41131A	-41141A	100
425	-41151A	-41161A	100
450	-41171A	-41181A	100
475	-41191A	-41201A	100
500	-41211A	-41221A	100
550	-41231A	-41241A	200
600	-41251A	-41261A	200



**Figure 98: REAR LIFT CYLINDER MOUNTING (FULL FREE 3-STAGE)**

序号 Item No	图号 Part No	版本 Edition	零部件名称 Description	件数 Q'ty	备注 Remark
A	HRDE778401	D02	Rear lift cylinder mounting 后起升油缸安装图	1	
01	23659-44842	D01	Sheave 链轮	2	
02	B6150-00040	00	Snap ring 挡圈40	2	GB894.1-86
03	HRLH1623011-N	D02	Chain ass'y(Inc.39-41) 链条总成	2	
04	D24K0-82011	00	Shim 垫片	4	
05	B0430-12030	00	Bolt 螺栓M12X1.25X30	2	GB5785-86
06	HRD20B8407 D20B8-42031	00	Sleeve 隔套	2	
07	HRDE778411	01	Rear lift cylinder(Inc.18-38) 后起升油缸	2	
08	B0330-10025	00	Bolt 螺栓M10x25	2	GB5783-86
09	B4123-00010	00	Nut 螺母M10	2	GB6170-86
10	B5050-00010	00	Washer,lock 垫圈10	4	GB93-87
11	B0230-10045	00	Bolt 螺栓M10X45	4	GB5782-86
12	DE778-42031	00	Rubber 减震块	2	
13	DE778-42041	00	Plate 垫板	2	
14	DE778-42051	00	Shim 调整垫片	2	
15	DE778-42061	00	Shim 调整垫片	4	
16	DE778-42021	00	Stopper 卡板	2	
17	DE778-40211	00	Stopper ass'y 卡板总成	2	
18	23650-83581	00	Dust ring DKB型防尘圈40X52X7/10	2	
19	23918-52161	00	Seal ring 轴用密封圈40X50X6	2	
20	HRDA2N8410-01	00	Guide sleeve 导向套	2	
21	C0 0637	00	O-ring 0型密封圈49.7X2.4	2	
22	Z2111-04030	00	Bushing 钢背轴承4030	2	
23	HRDE778411.1-00	00	Cylinder body 缸体	2	
24	Z6053-04472	00	O-ring 0型密封圈44.7X2.4	2	
25	HRDE778411-01	00	Rod,piston 活塞杆	2	
26	HRDE778411-02	00	Spacer 调整套	2	见选用件表 See op. Parts
27	D20B8-42381	D00	Snap ring 钢丝挡圈	2	
28	GCQ055DL4.2-00	00	Valve 阀总成	2	
29	HRDA2N8410-04	00	Piston 活塞	2	



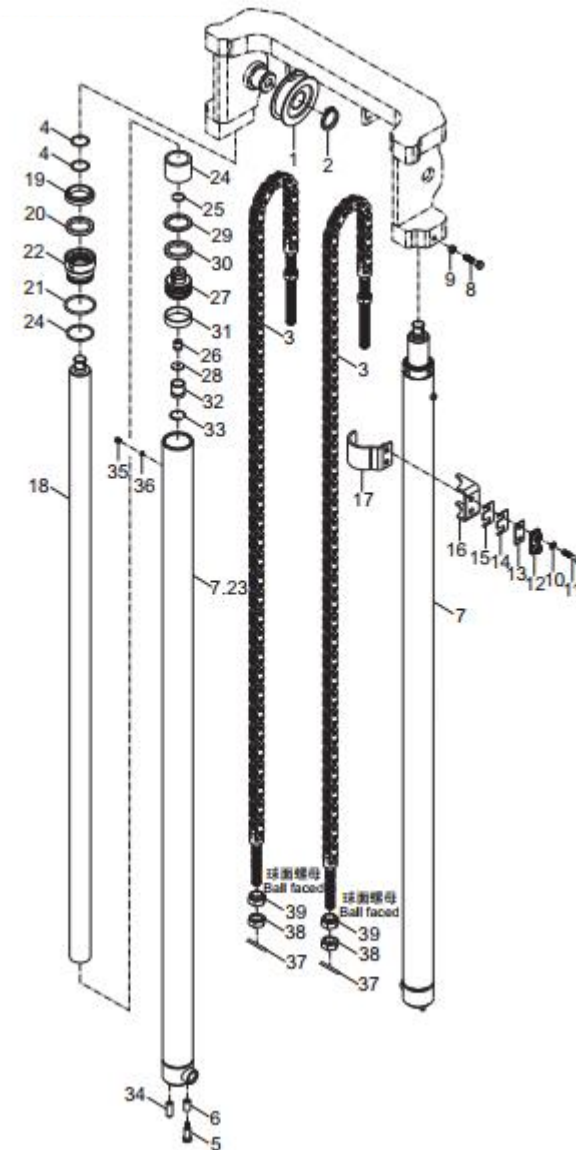






**Figure 99: REAR LIFT CYLINDER MOUNTING (FULL FREE 3-STAGE)**

序号 Item No	图号 Part No	版本 Edition	零部件名称 Description	件数 Q'ty	备注 Remark
A	HRDS3Z8401	D02	Rear lift cylinder mounting 后起升油缸安装图	1	
01	23659-44842	D01	Sheave 链轮	2	
02	B6150-00040	00	Snap ring 挡圈40	2	GB894.1-86
03	HRLH1623011-N	D02	Chain ass'y(Inc.37-39) 链条总成	2	
04	D24K0-82011	00	Shim 垫片	4	
05	B0430-12030	00	Bolt 螺栓M12X1.25X30	2	GB5785-86
06	HRD20B8407 D20B8-42031	00	Sleeve 隔套	2	
07	HRDS3Z8411	00	Rear lift cylinder(Inc.18-36)后起升油缸	2	
08	B0330-10025	00	Bolt 螺栓M10x25	2	GB5783-86
09	B4123-00010	00	Nut 螺母M10	2	GB6170-86
10	B5050-00010	00	Washer,lock 垫圈10	4	GB93-87
11	B0230-10045	00	Bolt 螺栓M10X45	4	GB5782-86
12	DE778-42031	00	Rubber 减震块	2	
13	DE778-42041	00	Plate 垫板	2	
14	DE778-42051	00	Shim 调整垫片	2	
15	DE778-42061	00	Shim 调整垫片	4	
16	DS3Z8-42021	00	Stopper 卡板	2	
17	DS3Z8-40211	00	Stopper ass'y 卡板总成	2	
18	HRDS3Z8411-01	00	Rod,piston 活塞杆	2	
19	24459-42271	00	Dust ring 防尘圈45X57X7/10	2	
20	D28B8-42611	00	U-ring U型密封圈45X55X6	2	
21	Q055HST-52001	00	O-ring O型密封圈55.6X2.4	2	
22	GCQ056YJ-01	00	Guide sleeve 导向套	2	
23	HRDS3Z8411.1-01	00	Cylinder body 缸体	2	
24	HRDS3Z8411-02	00	Spacer 内调整套	2	见选用件表 See op. Parts
25	D20B8-42381	D00	Snap ring 钢丝挡圈	2	
26	GCQ055DL4.2-00	00	Valve 阀总成	2	
27	GCQ056XLG-02	00	Piston 活塞	2	
28	GCQ055DL4-06	00	Washer 垫片	2	
29	24459-42291	D00	Catch 挡片45X56X3	2	

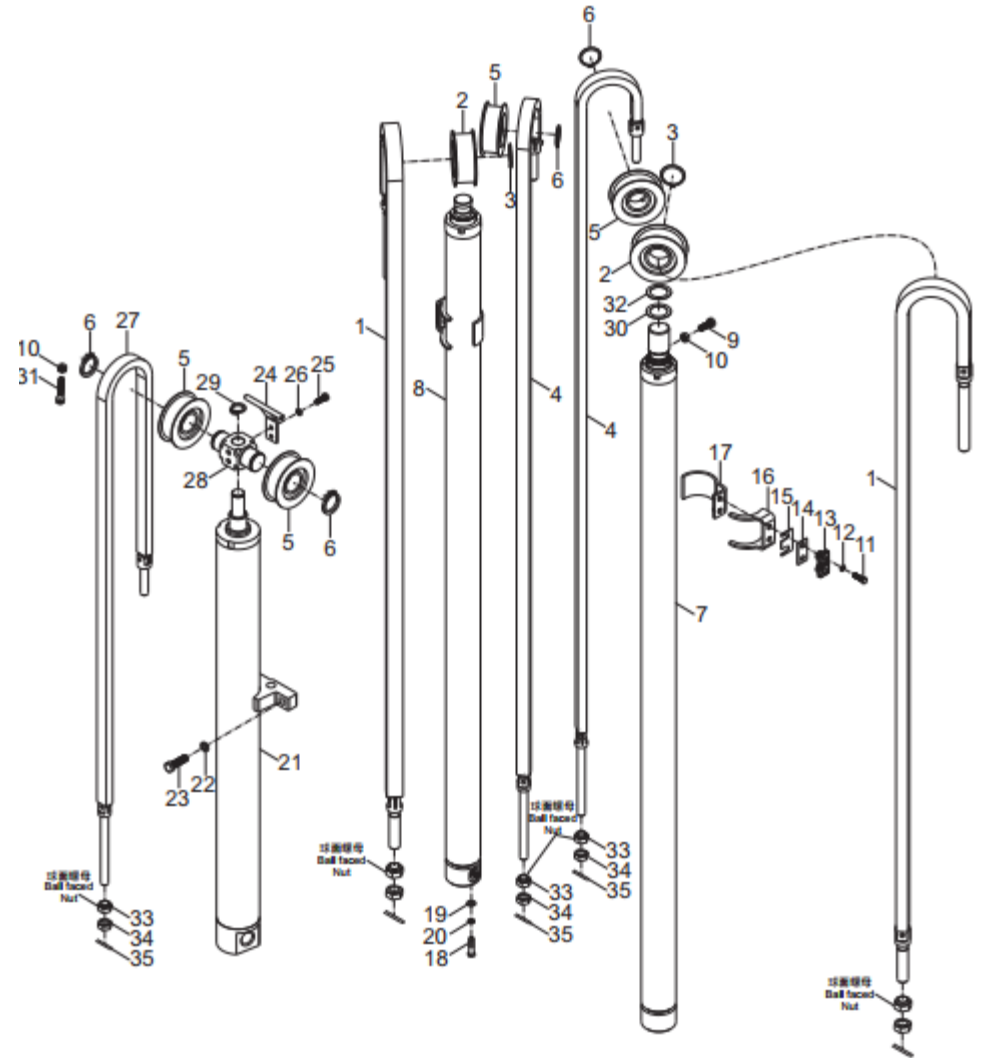






**Figure 100: LIFT CYLINDER MOUNTING (FULL FREE 4-STAGE)**

序号 Item No	图号 Part No	版本 Edition	零部件名称 Description	件数 Q'ty	备注 Remark
A	HRDH2V8401	D02	Lift cylinder mounting 起升油缸安装图	1	
01	HRLH1644011-N	00	Chain ass'y 链条总成	2	见选用件表 See op.parts
02	DH2V8-42031	00	Sleeve 链轮II	2	
03	B6150-00045	00	Snap ring 挡圈45	2	GB894.1-86
04	HRLH1244011-N	D05	Chain ass'y(Inc.33-35) 链条总成	2	见选用件表 See op.parts
05	DH2V8-42041	00	Sleeve 链轮III	4	
06	B6150-00040	00	Snap ring 挡圈40	4	GB894.1-86
07	HRDH2V8411L	00	Rear lift cylinder L.H. 后起升油缸(左)	1	See fig.89
08	HRDH2V8411R	00	Rear lift cylinder R.H. 后起升油缸(右)	1	See fig.89
09	B0330-10030	00	Bolt 螺栓M10X30	2	GB5783-86
10	B4123-00010	00	Nut 螺母M10	4	GB6170-86
11	B0230-10045	00	Bolt 螺栓M10X45	4	GB5782-86
12	B5050-00010	00	Washer,lock 垫圈10	4	GB93-87
13	DE778-42031	00	Rubber 减震块	2	
14	DE778-42041	00	Plate 垫板	2	
15	DE778-42061	00	Shim 调整垫片	2	
16	DH2V8-42021	00	Stopper 卡板	2	
17	DH2V8-40311	00	Stopper ass'y 卡板总成	2	
18	B0530-12025	00	Bolt 螺栓M12X1.25X25	2	GB5786-86
19	B5310-00012	00	Washer 垫圈12	2	GB97.1-85
20	B5050-00012	00	Washer,lock 垫圈12	2	GB93-87
21	HRDH2V8421	00	Front lift cylinder 前起升油缸	1	See fig.88
22	B5050-00014	00	Washer,lock 垫圈14	2	GB93-87
23	B0530-14050	00	Bolt 螺栓M14X1.5X50	2	GB5786-86
24	DH2V8-40411	00	Stopper,chain 护链板	1	
25	B0330-08016	00	Bolt 螺栓M8x16	2	GB5783-86
26	B5050-00008	00	Washer,lock 垫圈8	2	GB93-87
27	HRLH1244021-N	01	Chain ass'y(Inc.33-35) 链条总成	2	见选用件表 See op.parts
28	DH2V8-42051	01	Sheave seat 缸头链轮座	1	
29	B6150-00025	00	Snap ring 挡圈25	1	GB894.1-86



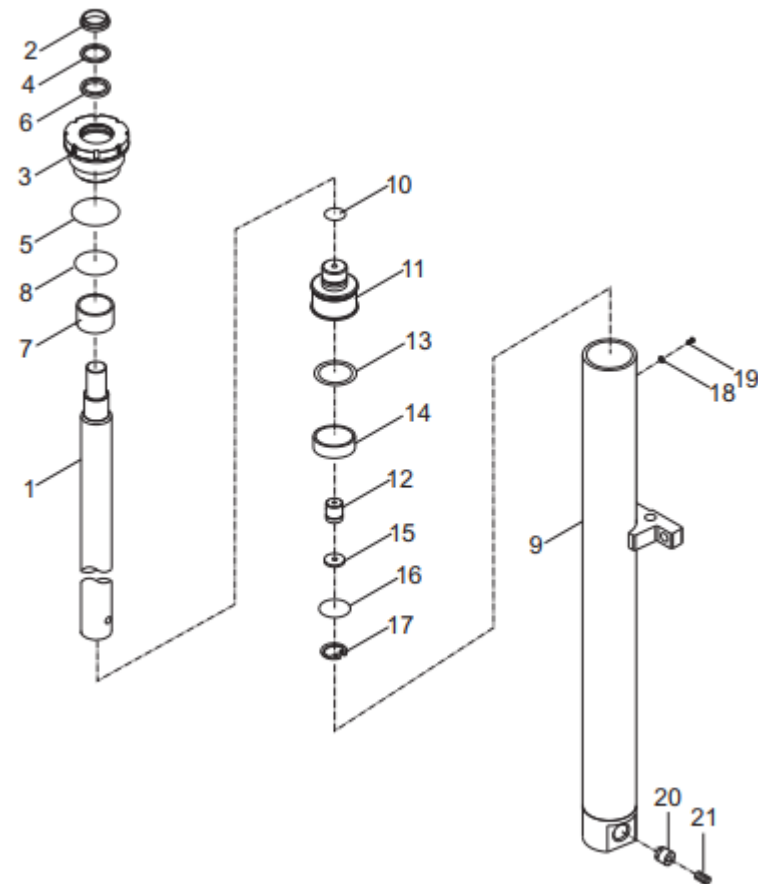






**Figure 101: FRONT LIFT CYLINDER (FULL FREE 4-STAGE)**

序号 Item No	图号 Part No	版本 Edition	零部件名称 Description	件数 Q'ty	备注 Remark
A	HRDH2V8421	00	Front lift cylinder 前起升油缸	1	见选用件表 See Op. Parts
01	DH2V8421-01	00	Piston rod 活塞杆	1	
02	FQ0041C0	00	Dust ring 防尘圈50X58X6.5	1	
03	GCQ075HST3-02	00	Guide sleeve 导向套	1	
04	22658-52301	00	Catch 挡片50X60X3	1	
05	Z6003-08003	00	O-ring 0型密封圈80X3.1	1	GB1235-76
06	24329-45591	00	Seal ring 轴用密封圈50X60X6	1	
07	Z2114-05040-Y	00	Bushing 钢背轴承5040	1	
08	Z6053-06903	00	O-ring 0型密封圈69X3.55	1	
09	DH2V8421.1-00	00	Cylinder body 缸体	1	
10	GCQ055DL4-04	00	Snap ring 钢丝挡圈	1	
11	DA2N8.4-00	00	Piston ass'y 活塞总成	1	
12	D0W00.2-00	00	Valve ass'y 阀总成	1	
13	GS1818V0	00	Glyd ring 格莱圈75X61X6.3	1	
14	GCQ075JND-05	00	Wearing 支承环75X69X20	1	
15	GCQ075BX-05	00	Catch 挡片	1	
16	GCQ080MKS-04	00	Snap ring 孔用钢丝挡圈35X2.5	1	GB895.1-86
17	B6052-00022	00	Snap ring 挡圈22	1	GB893.1-86
18	Q70B0-82141	D01	Shim 垫片	1	
19	B8032-05005	00	Screw 螺钉M5X5	1	GB70-85
20	23650-48341	00	Spool 阀芯	1	
21	24389-46021	00	Spring 弹簧	1	



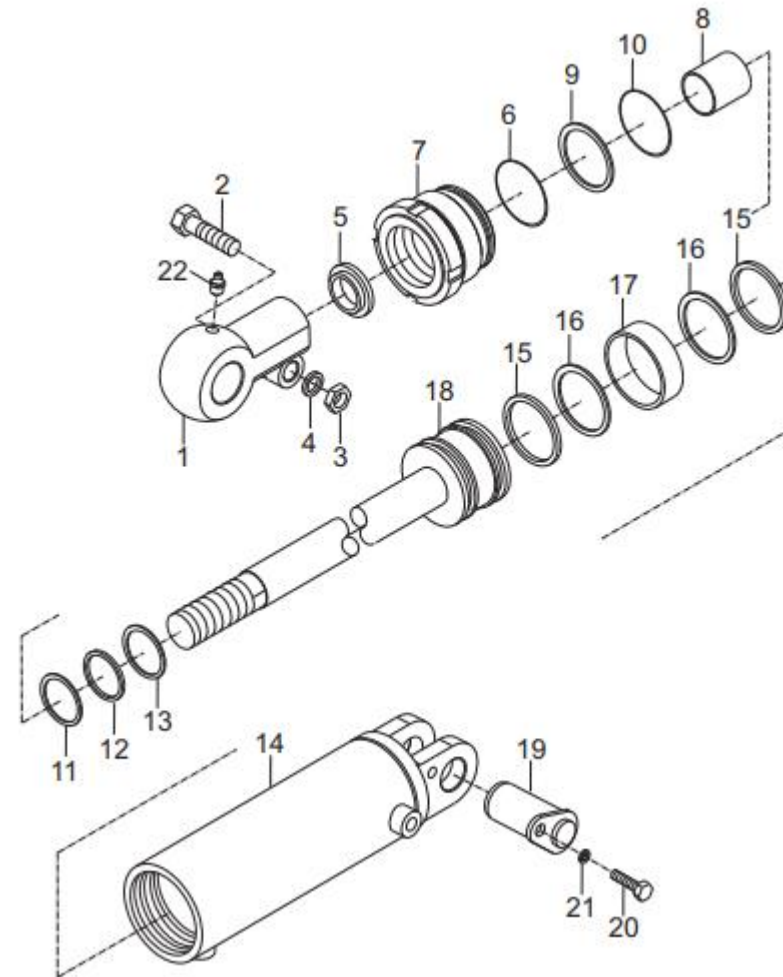






**Figure 103: TILT CYLINDER (NORMAL TO FULL FREE 3-STAGE MAST)**

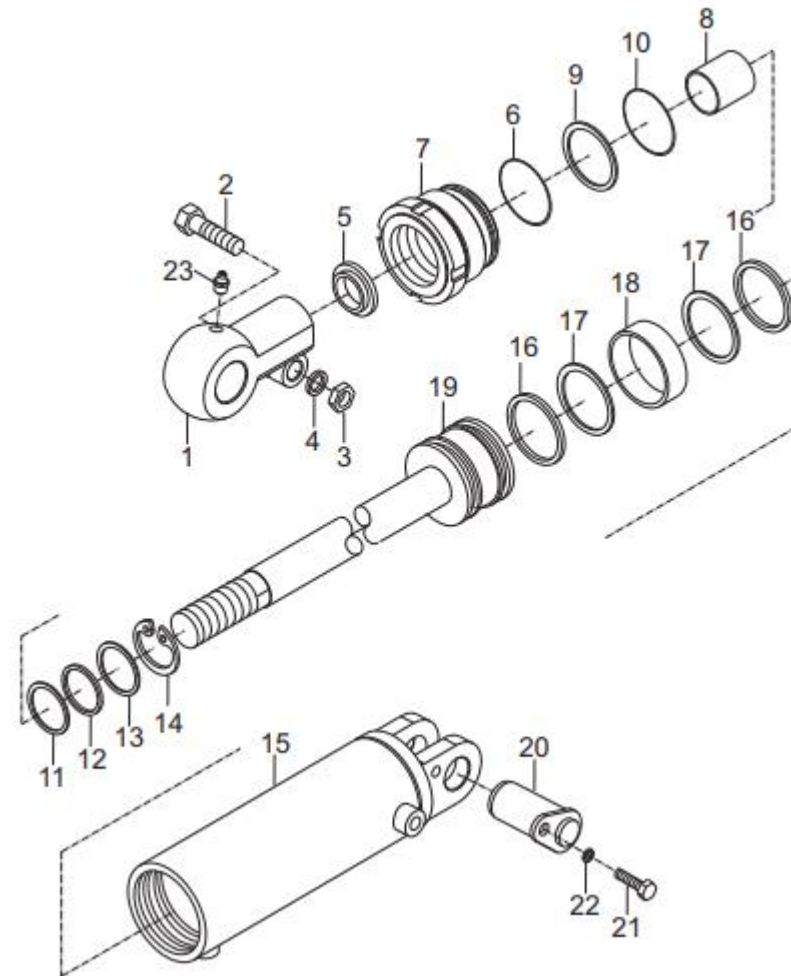
序号 Item No	图号 Part No	版本 Edition	零部件名称 Description	件数 Q'ty	备注 Remark
A	HRDK2S8511	02	Tilt cylinder 倾斜油缸	1	
01	HRD2MD8501-02A	00	Ear ring 耳环	1	
02	B0223-14055	00	Bolt 螺栓M14X55	1	GB5782-86
03	B4123-00014	00	Nut 螺母M14	1	GB6170-86
04	B5050-00014	00	Washer,lock 垫圈14	1	GB93-87
05	27410-53111	D00	Seal,dust 防尘圈35X47X7/10	1	
06	AG0080	00	O-ring 0型密封圈79. 4X3. 1	1	
07	HRD2MD8501-04	00	Guide sleeve 导向套	1	
08	Z2113-03530	00	Bushing 钢背轴承3530	1	
09	X080DY-30140	00	Catch 挡片80X75. 2X1. 25	1	
10	Z6003-08003	00	O-ring 0型密封圈D80X3. 1	1	GB1235-76
11	23650-52861	D00	Catch 挡片35X45X3	1	
12	D30A8-53001	D00	Seal ring 轴用密封圈35X45X10	1	
13	X080HST-53000	00	Snap ring 挡圈	1	
14	HRDK2S8511.1-00	00	Cylinder body 缸体	1	
15	23458-42241	D00	Seal ring 孔用密封圈70X80X6	1	
16	24230-82221	00	Catch 挡片70X80X3	1	
17	22518-40121	D00	Wearing 支承环80X75X20	1	
18	HRDK2S8511.2-00	00	Body,piston 活塞体	1	
19	D2MD8-00171	01	Pin axle 倾斜油缸销轴总成	2	
20	B0530-10020	00	Bolt 螺栓M10x1. 25x20	2	
21	B5050-00010	00	Washer,lock 垫圈10	2	
22	Q700B01	00	Grease nipple 直通式滑脂嘴	2	ZBT33001.1-88





**Figure 104: TILT CYLINDER (FULL FREE 4-STAGE MAST ZFM)**

序号 Item No	图号 Part No	版本 Edition	零部件名称 Description	件数 Q'ty	备注 Remark
A	HRDH2V8511	00	Tilt cylinder 倾斜油缸	1	
01	HRD2MD8501-02A	00	Ear ring 耳环	1	
02	B0223-14055	00	Bolt 螺栓M14X55	1	GB5782-86
03	B4123-00014	00	Nut 螺母M14	1	GB6170-86
04	B5050-00014	00	Washer,lock 垫圈14	1	GB93-87
05	27410-53111	D00	Seal,dust 防尘圈35X47X7/10	1	
06	AG0080	00	O-ring 0型密封圈79. 4X3. 1	1	
07	HRD2MD8501-04	00	Guide sleeve 导向套	1	
08	Z2113-03530	00	Bushing 钢背轴承3530	1	
09	X080DY-30140	00	Catch 挡片80X75. 2X1. 25	1	
10	Z6003-08003	00	O-ring 0型密封圈D80X3. 1	1	GB1235-76
11	23650-52861	D00	Catch 挡片35X45X3	1	
12	D30A8-53001	D00	Seal ring 轴用密封圈35X45X10	1	
13	X080HST-53000	00	Snap ring 挡圈	1	
14	B6052-00047	00	Snap ring 挡圈47	1	GB893.1-86
15	HRDK2S8511.1-00	00	Cylinder body 缸体	1	
16	23458-42241	D00	Seal ring 孔用密封圈70X80X6	1	
17	24230-82221	00	Catch 挡片70X80X3	1	
18	22518-40121	D00	Wearing 支承环80X75X20	1	
19	HRDH2V8511.2-00	00	Body,piston 活塞体	1	
20	D2MD8-00171	01	Pin axle 倾斜油缸销轴总成	2	
21	B0530-10020	00	Bolt 螺栓M10x1. 25x20	2	
22	B5050-00010	00	Washer,lock 垫圈10	2	
23	Q700B01	00	Grease nipple 直通式滑脂嘴	2	ZBT33001.1-88

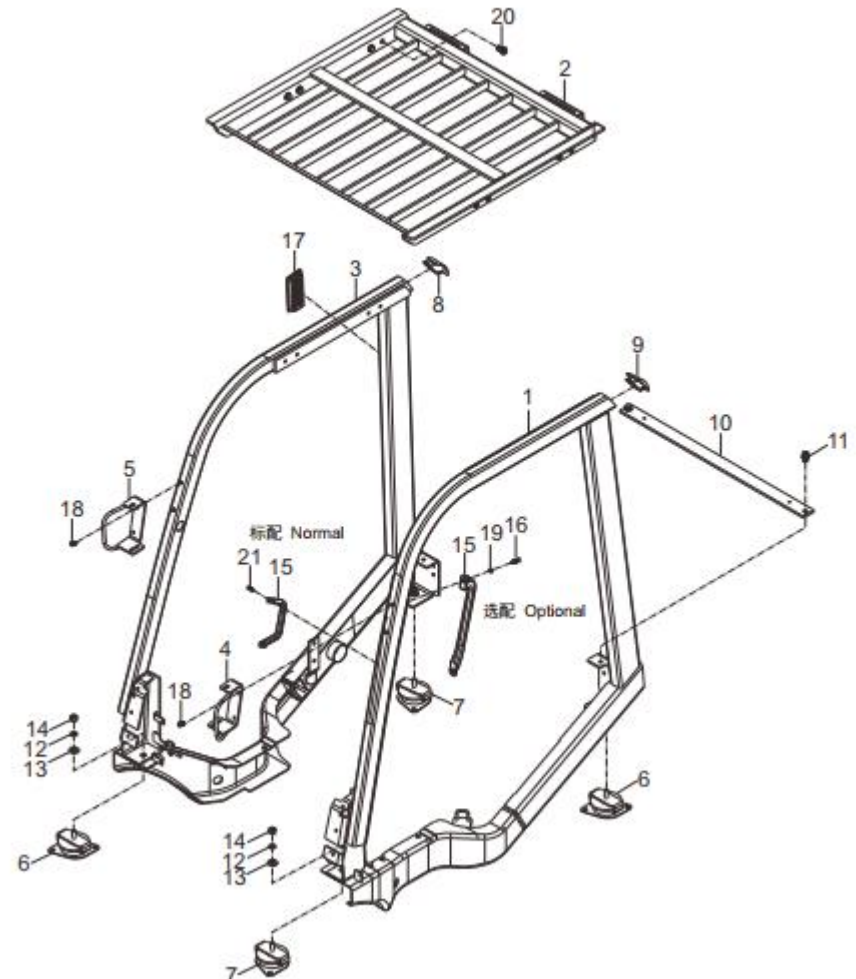






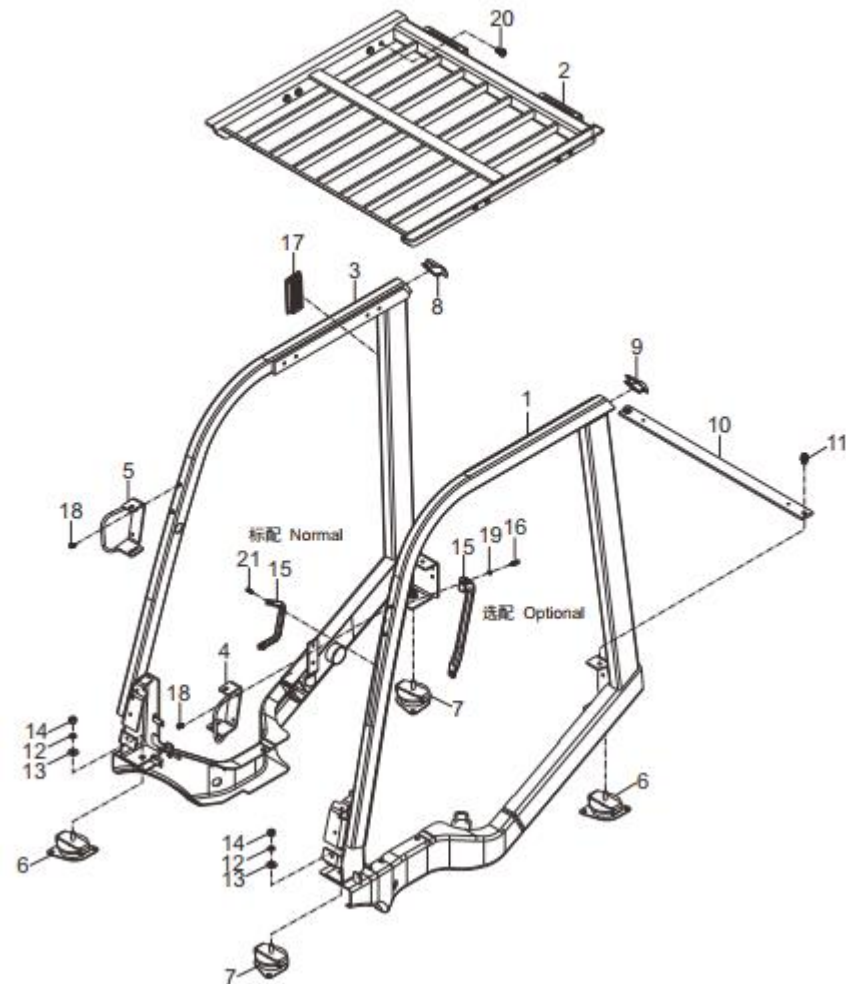
**Figure 105: OVERHEAD GUARD**

序号 Item No	图号 Part No	版本 Edition	零部件名称 Description	件数 Q'ty	备注 Remark
A	HRH1M55101	06	Overhead guard ass'y	1	护顶架总成
01	H1M55-10101	02	Frame L.H.	1	左边框总成
-	H1M55-10101A	01	Frame L.H.	1	后工作灯 Rear work lamp
-	H1M55-10101B	00	Frame L.H.	1	前挡风 Wind-shield, front
-	H1M55-10101C	01	Frame L.H.	1	驾驶室 Cab
-	H1M55-10101D	00	Frame L.H.	1	后工作灯+前挡风 Rear work lamp & Wind-shield, front
02	H1M55-10301	02	Overhead guard	1	顶框架
-	H1M55-10301A	02	Overhead guard	1	干式双空滤 Dry type double air cleaner
-	H1M55-10301B	02	Overhead guard	1	驾驶室 Cab
-	H1M55-10301C	01	Overhead guard	1	警示灯 Caution light
-	H1M55-10301D	00	Overhead guard	1	风扇 Fan
-	H1M55-10301E	00	Overhead guard	1	倒车把手 Handle, back
-	H1M55-10301F	00	Overhead guard	1	风扇+警示灯 Fan & Caution light
-	H1M55-10301N	00	Overhead guard	1	倒车把手+风扇+警示灯 Rear work lamp & Handle, back & Fan
-	H1M55-10301M	00	Overhead guard	1	风扇+倒车把手 Fan & Handle, back
-	H1M55-10301L	00	Overhead guard	1	警示灯+倒车把手 Caution light & Handle, back
03	H1M55-10201D	02	Frame R.H.	1	驾驶室+湿式双空滤 Cab & wet type double air cleaner
-	H1M55-10201C	02	Frame R.H.	1	驾驶室+干式双空滤 Cab & dry type double air cleaner
-	H1M55-10201B	01	Frame R.H.	1	湿式双空滤 Wet type double air cleaner
-	H1M55-10201A	01	Frame R.H.	1	干式双空滤 Dry type double air cleaner
-	H1M55-10201	01	Frame R.H.	1	标配 Normal
-	H1M55-10201E	00	Frame R.H.	1	灭火器 Fire extinguisher
-	H1M55-10201F	00	Frame R.H.	1	倒车把手 Handle, back
-	H1M55-10201G	00	Frame R.H.	1	前挡风 Wind-shield, front
-	H1M55-10201H	01	Frame R.H.	1	驾驶室 Cab
-	H1M55-10201L	00	Frame R.H.	1	灭火器+干式双空滤 Fire extinguisher & dry type double air cleaner
-	H1M55-10201M	00	Frame R.H.	1	灭火器+湿式双空滤 Fire extinguisher & wet type double air cleaner
-	H1M55-10201N	00	Frame R.H.	1	灭火器+前挡风 Fire extinguisher & Wind-shield, front
-	H1M55-10201P	00	Frame R.H.	1	前挡风+干式双空滤 Wind-shield, front & dry type double air cleaner
-	H1M55-10201R	00	Frame R.H.	1	前挡风+湿式双空滤 Wind-shield, front & wet type double air cleaner



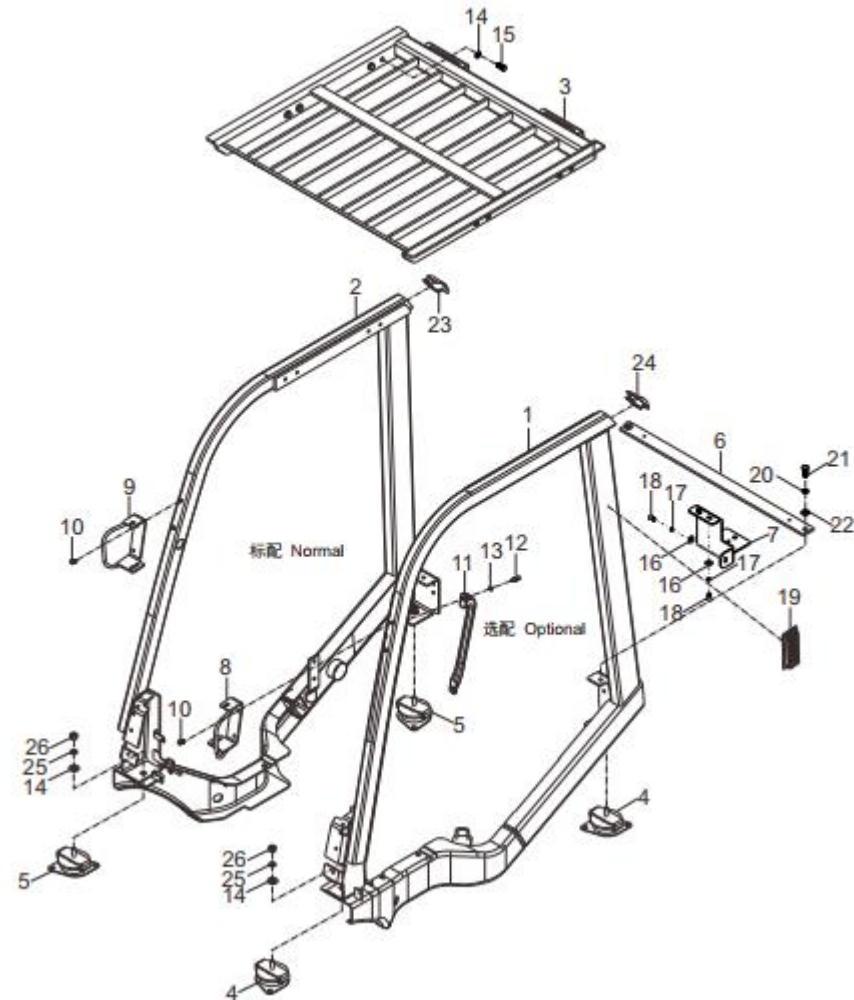
**Figure 105: OVERHEAD GUARD**

序号 Item No	图号 Part No	版本 Edition	零部件名称 Description	件数 Q'ty	备注 Remark
-	H1M55-10201Q	00	Frame R.H. 右边框总成	1	新编号后增加 No part, but, the substitute is of type code as shown
04	H1M55-14101	00	Bracket L.H. 前大灯支架总成(左)	1	
05	H1M55-14201	00	Bracket R.H. 前大灯支架总成(右)	1	
06	H2MD5-12321	00	Cushion(right front) 减震垫(右前)	2	不装驾驶室 Without cab
-	H2MD5-12411	00	Cushion(right front) 减震垫(右前)	2	装驾驶室 With cab
07	H2MD5-12311	00	Cushion(left front) 减震垫(左前)	2	不装驾驶室 Without cab
-	H2MD5-12401	00	Cushion(left front) 减震垫(左前)	2	装驾驶室 With cab
08	H24C5-12913	02	Cap 边管罩	1	
09	H24C5-12953	02	Cap 边管罩	1	
10	H1M55-12701	03	Rod 横拉杆	1	标配 Normal
-	H1M55-12711	00	Rod 横拉杆	1	选配 Optional
11	B0330-12025-X	00	Combined bolt 组合螺栓M12x25	2	GB/T9074.17-88
12	B5050-00014	00	Washer,lock 垫圈14	4	GB93-87
13	B5310-00014	00	Washer 垫圈14	4	GB97.1-85
14	B4223-00014	00	Nut 螺母M14x1.5	4	GB6171-86
15	G2MA5-10251	02	Hand,grip 把手总成	1	标配 Normal
-	A22A5-10412G	01	Hand,grip 把手总成	1	选配 Optional
16	B8030-08030	00	Screw 螺钉M8x30	2	GB70-85
17	HY255-12011	02	Cover 进气罩	1	用于普通空滤 With normal air cleaner
18	B0330-08018-X	00	Combined bolt 组合螺栓M8x16	4	GB/T9074.17-88
19	B5310-00008	00	Washer 垫圈8	2	GB97.1-85
20	B0330-14030-X	00	Combined bolt 组合螺栓M14x30	10	GB5783-86 GB93,GB97.1
21	B8030-06020	00	Screw 螺钉M6x20	2	GB70-85



**Figure 106: OVERHEAD GUARD**

序号 Item No	图号 Part No	版本 Edition	零部件名称 Description	件数 Q'ty	备注 Remark
A	HRH2MS5101	00	Overhead guard ass'y 护顶架总成	1	
01	H2MS5-10101	00	Frame L.H. 左边框总成	11	
02	H2MS5-10201	00	Frame R.H. 右边框总成	1	
03	H2MS5-10311	00	Overhead guard 顶框架	1	
04	H2MD5-12311	00	Cushion(left front) 减震垫(左前)	2	
05	H2MD5-12321	00	Cushion(right front) 减震垫(右前)	2	
06	H1M55-12701	03	Rod 横拉杆	1	
07	HY935-12511	00	Light bracket 组合灯架	1	
08	H1M55-14101	00	Bracket L.H. 前大灯支架总成(左)	1	
09	H1M55-14201	00	Bracket R.H. 前大灯支架总成(右)	1	
10	B0330-08016-X1	00	Combined bolt 组合螺栓M8x16	4	GB/T9074.17-88
11	G2MA5-10251	02	Hand,grip 把手总成	1	
12	B8030-08030	00	Screw 螺钉M8x30	2	GB70-85
13	B5310-00008	00	Washer 垫圈8	2	GB97.1-85
14	B5310-00014	00	Washer 垫圈14	14	GB97.1-85
15	B0330-14030	00	Bolt 螺栓M14x30	10	GB5783-86
16	B5210-00008	00	Washer 垫圈8	3	GB96-85
17	B5050-00008	00	Washer,lock 垫圈8	3	GB93-87
18	B0330-08020	00	Bolt 螺栓M8x20	3	GB5783-86
19	HY255-12011	02	Cover 进气罩	1	
20	B5050-00012	00	Washer,lock 垫圈12	2	GB93-87
21	B0330-12025	00	Bolt 螺栓M12x25	2	GB5783-86
22	B5310-00012	00	Washer 垫圈12	2	GB97.1-85
23	H24C5-12913	02	Cap 边管罩	1	
24	H24C5-12953	02	Cap 边管罩	1	
25	B5050-00014	00	Washer,lock 垫圈14	4	GB93-87
26	B4223-00014	00	Nut 螺母M14x1.5	4	GB6171-86







**Figure 109: PLATE**

序号 Item No	图号 Part No	版本 Edition	零部件名称 Description	件数 Q'ty	备注 Remark
A	HK2S9-10001	D05	Plate 标牌、油漆布置图	1	美国 America
01	6TY40-01-09	D00	Plate, safety mark 安全标志标牌	2	
02	6TY40-33-01	D00	Plate, LPG sign 液化石油气车标志标牌	1	
03	6TY40-02-30	D00	Plate, lubrication chart 润滑系统图标牌	1	
04	6TY40-32-02	D00	Fuel/LPG changeover instruction 双燃料系统燃料转换说明标牌(英文)	1	
05	6TY40-06-158	D00	Plate, capacity 容量标牌	1	
06	6TY40-108-02	D00	Plate, gas spring safety lock 气弹簧安全锁标牌	1	全英文 English
07	6TY40-20-09	D00	Plate 蓄电池使用保养注意事项标牌	1	英文 English
08	6TY40-00-941	D00	Plate, model 新H系列2t型号标牌(左)	1	2t
-	6TY40-00-943	D00	Plate, model 新H系列2.5t型号标牌(左)	1	2.5t
-	6TY40-00-945	D00	Plate, model 新H系列3t型号标牌(左)	1	3t
-	6TY40-00-1002	D00	Plate, model 新H系列3.2t型号标牌(左)	1	3.2t
09	6TY40-00-942	D00	Plate, model 新H系列2t型号标牌(右)	1	2t
-	6TY40-00-944	D00	Plate, model 新H系列2.5t型号标牌(右)	1	2.5t
-	6TY40-00-946	D00	Plate, model 新H系列3t型号标牌(右)	1	3t
-	6TY40-00-1003	D00	Plate, model 新H系列3.2t型号标牌(右)	1	3.2t
10	6TY10-00-106	D00	Name plate 叉式装卸车铭牌	1	全英文 English
11	B2391-04008	00	Rivet 开口型铆钉4x8	8	
12	6TY20-00-654	D00	Plate, capacity chart 负荷曲线图2t	1	2t
-	6TY20-00-655	D00	Plate, capacity chart 负荷曲线图2.5t	1	2.5t
-	6TY20-00-656	D00	Plate, capacity chart 负荷曲线图3t	1	3t
-	6TY20-00-657	D00	Plate, capacity chart 负荷曲线图3.2t	1	3.2t
13	6TY40-03-17	D00	Plate 使用须知标牌	1	
14	6TY40-09-08	D00	Plate, adding antifreeze 加防冻液标牌	1	
15	6TY40-26-07	D00	Plate, caution 英文铝制水箱警告标牌	1	
16	6TY40-31-02	D00	Oil lever note plate 油箱油量说明标牌	1	CPQYD20-32
17	6TY40-04-09	D00	Plate, fuel adding 加燃油标牌	1	CPQYD20-32
-	6TY40-162-02	D00	Plate, no fuel adding 不加燃油标牌(英文)	1	CPYD20-32
18	6TY40-07-26	D00	Plate, fan safety 风扇安全标牌	1	
19	6TY40-13-10	D00	Plate, praking brake adjustment 停车制动调整标牌	1	全英文 English

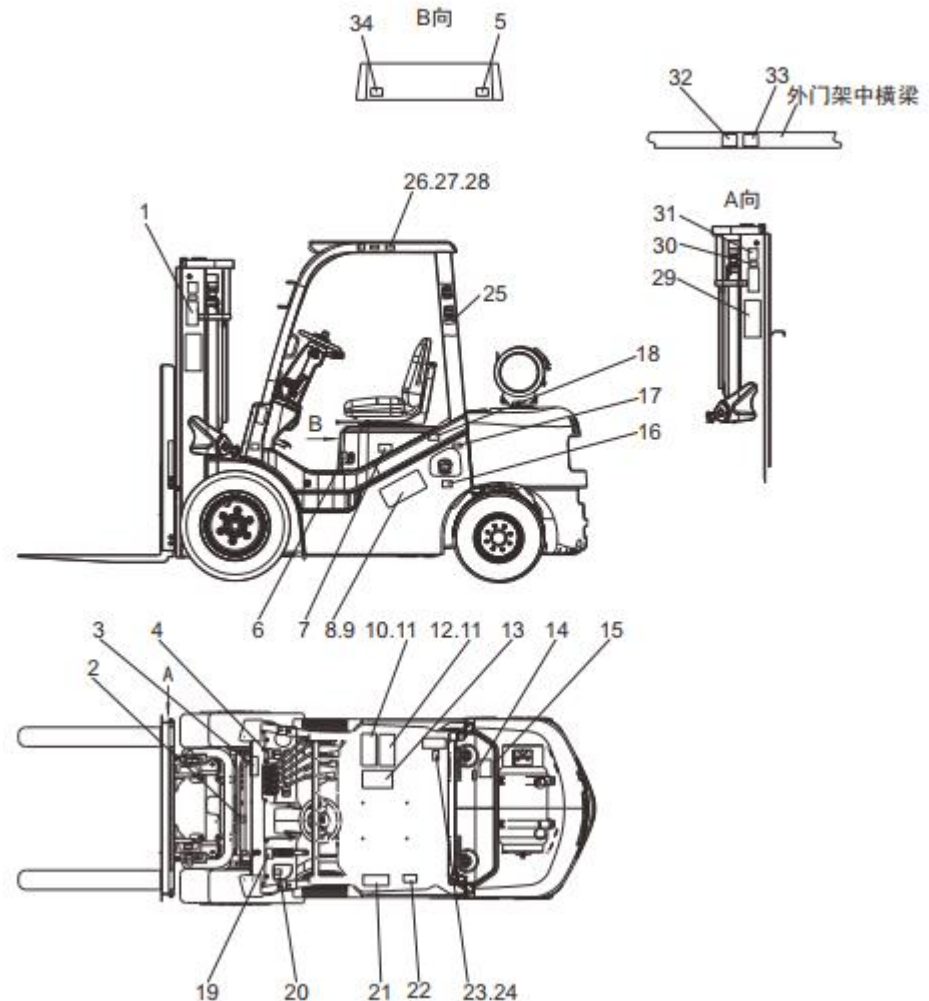
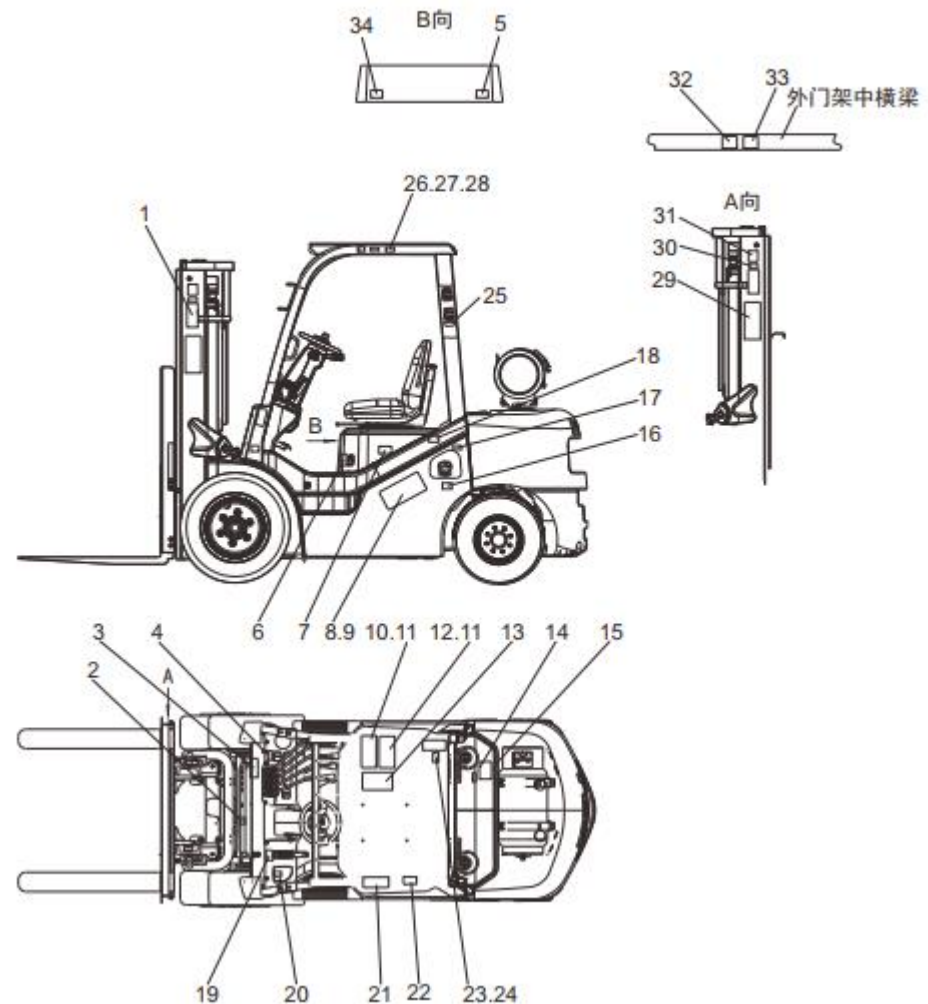


Figure 109: PLATE

序号 Item No	图号 Part No	版本 Edition	零部件名称 Description	件数 Q'ty	备注 Remark
20	6TY40-172-02	D00	Brake liquid adding plate 加注制动液标牌	1	英文 English
21	6TY40-12-11	D00	Plate, check before starting 启动前检查要领标牌	1	
22	6TY40-115-01	D00	Plate, safety belt 安全带标牌	1	选贴 Option
23	6TY40-00-226	D00	Plate, replacing LPG cylinder 更换钢瓶说明标牌	1	英文 English
24	6TY40-00-224	D00	Plate, maintenance LPG 安全维护说明标牌	1	英文 English
25	6TY40-34-06	D00	Plate, forbid flushing 严禁冲水标牌	1	
26	6TY40-26-55	D00	Plate, caution 警示标牌(文字)	1	
27	6TY40-01-10	D00	Plate, caution 警示标牌(文字)	1	
28	6TY40-31-11	D00	Plate, caution 警示标牌(图片)	1	
29	6TY40-00-398	D00	Plate, HELI HELI 标牌	2	
30	6TY40-17-01	D00	CE safety certification CE 安全认证标牌	2	
31	6TY40-10-09	D00	Plate, sling 起吊标牌	2	
32	6TY40-14-07	D00	Plate, padlok mast space 禁止进入门架后空间标牌	1	
33	6TY40-15-09	D00	Plate, Caution injure hand 注意伤手标牌	1	
34	6TY40-05-08	D00	Plate, adding hydraulic oil 加液压油标牌	1	



The main logo for EKKO Material Handling Equipment. It features the word "EKKO" in a large, bold, italicized, sans-serif font. Below it, the words "MATERIAL HANDLING EQUIPMENT" are written in a smaller, bold, sans-serif font, enclosed within a black rectangular box. Below the box, the words "MOVING AHEAD" are written in a bold, sans-serif font, with "MOVING" in black and "AHEAD" in red.

EKKO Material Handling Equipment Manufacturing Co, Inc.  
1761 W. Holt Ave. Pomona, CA 91768 USA

[www.ekkolifts.com](http://www.ekkolifts.com)

(877)232-6517

Info@ekkolifts.com