

EKKO[®]

MATERIAL HANDLING EQUIPMENT

MOVING AHEAD

Parts Manual

EK18A-189LI / EK18A-212Li

Contents

Foreword.....	3
Instruction for Parts Manual.....	4,5

FOREWORD

Thank you for selecting EKKO material handling Equipment. The manual is an integral part of the truck. Please keep it and other technical documents well during the life cycle of the truck and operate the truck according to the instructions. When you replace parts or components, please apply the our EKKO name brand goods to ensure the truck's quality. The parts of this product will be improved in a later stage, you can get the latest information from the company's sales and accessories department.

We reserve the right to modify the catalog for improvement without notice.

零件图册说明

缩写说明

ASSY	总成
R.H.	右
L.H.	左
H.P.	高压
L.P.	低压
M	基本型
ZM	二级全自由
ZSM	三级全自由
ZFM	四级全自由
Metric	公制
SAE	美制
AR	按需

特定词语说明

公制:表示面向一般市场而制造的专用零件

美制:表示向美国和加拿大出口而制造的专用零件

特殊符号说明

☆	表示购买该零部件时,请咨询当地经销商/代理商
图号加 DB	表示打包销售的打包件
转向桥总成加"-X"	表示不带减震垫和支架的转向桥总成,可以打包销售
滤清器的图号加"X"	表示该滤清器的滤芯
图号加"XLB"	表示零部件的修理包

INSTRUCTION FOR PARTS MANUAL

Abbreviations in the CATALOG:

ASS'Y	Assembly
R.H.	Right
L.H.	Left
H.P.	High Pressure
L.P.	Low Pressure
M	Basic Type
ZM	Two-Stage Free Lifting
ZSM	Three-Stage Free Lifting
ZFM	Four-Stage Free Lifting
METRIC	Parts made for common forklift trucks markets
SAE	Special parts made for the forklift trucks exported to US and Canada
AR	As Required

Terms instructions:

Metric:Parts made for common forklift trucks markets

SAE:Special parts made for the forklift trucks exported to USand Canada

Signs instructions:

☆	It means when you purchasing this part, please consult local dealer/agent
Figure number with “DB”	It is for the package sold as a unit, It is for selling as a unit.
Steering axle assembly with “-x”	It refers to the steering axle without cushions and support bracket.
Figure number of filter with “x”	It refers to the filter core of the filter.
Figure number with “XLB”	It refers to the repair kits for the part.

EK18A-LI G3 series 1.8t three-wheel lithium battery forklift truck(Front drive)



序号 No.	零部件代号 Part No.	版本 Edition	名称 Part name		数量 Q'ty	备注 Remark	
1	A0YQ2-40001	00	Electrical system	电气系统	1		
2	A0FM3-40001	00	Drive axle assembly	驱动桥总成	1		
3	A61K4-40201	05	Front wheel assembly	前轮总成	2		
4	A0FP4-40401	01	Rear wheel	后轮总成	2		
5	A7N74-10031	00	Steering system	转向系统	1		
6	A0FM4-30001	00	Steering assembly	转向总成	1		
7	AEH75-40001	02	Service brake ass'y	行车制动总成	1		
8	AEH73-60001	02	Brake lever	驻车制动总成	1		
9	A0FP6-10001A	01	Frame	车架	1		
10	HRA0FP6301	01	Counter weight assembly	平衡重总成	1		
11	AEH76-40001	02	Hood	机罩类	1		
12	A0FM6-50001	01	Floor class	底板类	1		
13	HRA6S58001	07	Seats	座椅总图	1		
14	A6BD7-60001	04	Hydraulic pipeline system	液压管路系统	1		
15	GC737-40021	02	Two piece throw valve control linkage	两片阀操纵总成	1	HRGC73740 1	HRGC73740 1
16	GC737-40031	02	Three piece throw valve control linkage	三片阀操纵总成	1	HRGC73740 1	HRGC73740 1
17	GC737-40041	02	Four piece throw valve control linkage	四片阀操纵总成	1	HRGC73740 1	HRGC73740 1
18	AEH75-10001	02	Roof guard assembly	护顶架总成	1		
19	HRDG2C8001	02	Lifting system(normal mast)	起重系统(M)	1	Normal mast	基本型
20	HRDS2K8001	09	Lifting system(full free 2-stage mast)	起重系统(ZM)	1	Full free 2-stage mast	二级全自由
21	HRDEH78001	01	Lifting system(full free 3-stage mast)	起重系统(ZSM)	1	Full free 3-stage mast	三级全自由
22	HRD20B8101	05	Fork	货叉总成	2		
23	HRD7B38501B	01	Tilt cylinder	倾斜油缸	2		
24	A6BD9-10001	02	Decal(Chinese)	油漆标牌布置图(中文)	1	HRA6BD910 1, Homeland	HRA6BD910 1,国内
25	A6BD9-10011	02	Decal(English)	油漆标牌布置图(英文)	1	HRA6BD910 1, Abroad	HRA6BD910 1,国外
26	HRD7B38701	06	Hose pulley block	胶管滑轮组(M,公制)	1	Normal mast,metric	基本型,公制
27	HRD7B38703	01	Hose pulley block (M,SAE)	胶管滑轮组(M,美制)	1	Normal mast,SAE	基本型,美制
28	HRDS2K8701	07	Hose pulley block (ZM,Metric)	胶管滑轮组(ZM,公制)	1	Full free 2-stage mast,metric	二级全自由,公制
29	HRDS2K8710	02	Hose pulley block	胶管滑轮组(ZM,美制)	1	Full free 2-stage mast,SAE	二级全自由,美制

EK18A-LI Series 1.8T three-wheel Lithium Battery Forklift Truck (Front Drive)

序号 No.	零部件代号 Part No.	版本 Edition	名称 Part name		数量 Q'ty	备注 Remark	
1	A0YQ2-40001	00	Electrical system	电气系统	1		
2	A0FM3-40001	00	Drive axle assembly	驱动桥总成	1		
3	A61K4-40201	05	Front wheel assembly	前轮总成	2		
4	A0FP4-40401	01	Rear wheel	后轮总成	2		
5	A7N74-10031	00	Steering system	转向系统	1		
6	A0FM4-30001	00	Steering assembly	转向总成	1		
7	AEH75-40001	02	Service brake ass'y	行车制动总成	1		
8	AEH73-60001	02	Brake lever	驻车制动总成	1		
9	A0FP6-10001A	01	Frame	车架	1		
10	HRA0FP6301	01	Counter weight assembly	平衡重总成	1		
11	AEH76-40001	02	Hood	机罩类	1		
12	A0FM6-50001	01	Floor class	底板类	1		
13	HRA6S58001	07	Seats	座椅总图	1		
14	A6BD7-60001	04	Hydraulic pipeline system	液压管路系统	1		
15	GC737-40021	02	Two piece throw valve control linkage	两片阀操纵总成	1	HRGC73740 1	HRGC73740 1
16	GC737-40031	02	Three piece throw valve control linkage	三片阀操纵总成	1	HRGC73740 1	HRGC73740 1
17	GC737-40041	02	Four piece throw valve control linkage	四片阀操纵总成	1	HRGC73740 1	HRGC73740 1
18	AEH75-10001	02	Roof guard assembly	护顶架总成	1		
19	HRDG2C8001	02	Lifting system(normal mast)	起重系统(M)	1	Normal mast	基本型
20	HRDS2K8001	09	Lifting system(full free 2-stage mast)	起重系统(ZM)	1	Full free 2-stage mast	二级全自由
21	HRDEH78001	01	Lifting system(full free 3-stage mast)	起重系统(ZSM)	1	Full free 3-stage mast	三级全自由
22	HRD20B8101	05	Fork	货叉总成	2		
23	HRD7B38501B	01	Tilt cylinder	倾斜油缸	2		
24	A6BD9-10001	02	Decal(Chinese)	油漆标牌布置图(中文)	1	HRA6BD910 1, Homeland	HRA6BD910 1,国内
25	A6BD9-10011	02	Decal(English)	油漆标牌布置图(英文)	1	HRA6BD910 1, Abroad	HRA6BD910 1,国外
26	HRD7B38701	06	Hose pulley block	胶管滑轮组(M,公制)	1	Normal mast,metric	基本型,公制
27	HRD7B38703	01	Hose pulley block (M,SAE)	胶管滑轮组(M,美制)	1	Normal mast,SAE	基本型,美制
28	HRDS2K8701	07	Hose pulley block (ZM,Metric)	胶管滑轮组(ZM,公制)	1	Full free 2-stage mast,metric	二级全自由,公制
29	HRDS2K8710	02	Hose pulley block	胶管滑轮组(ZM,美制)	1	Full free 2-stage mast,SAE	二级全自由,美制

EK18A-LI series 1.8t three-wheel lithium battery forklift truck(Front drive)

EK18ALi 01 G3 系列1.8t 前驱三支点锂电池叉车

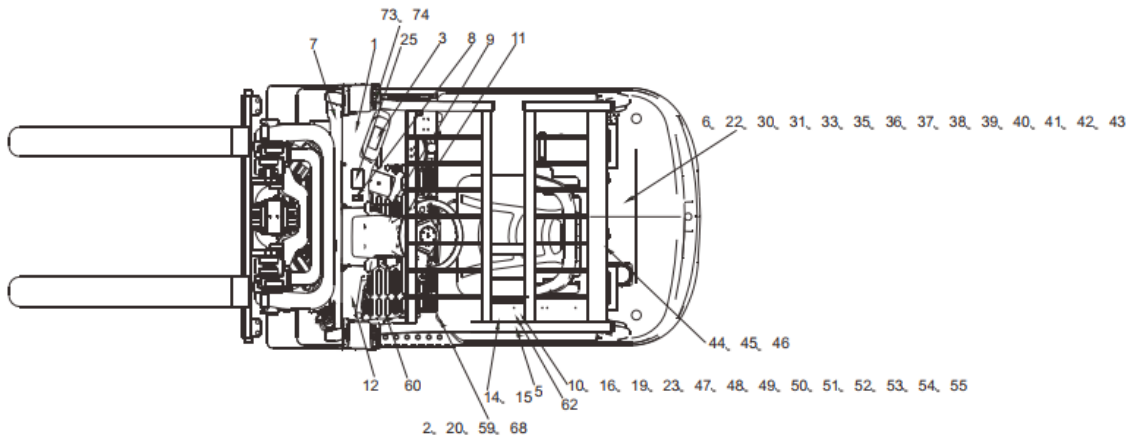
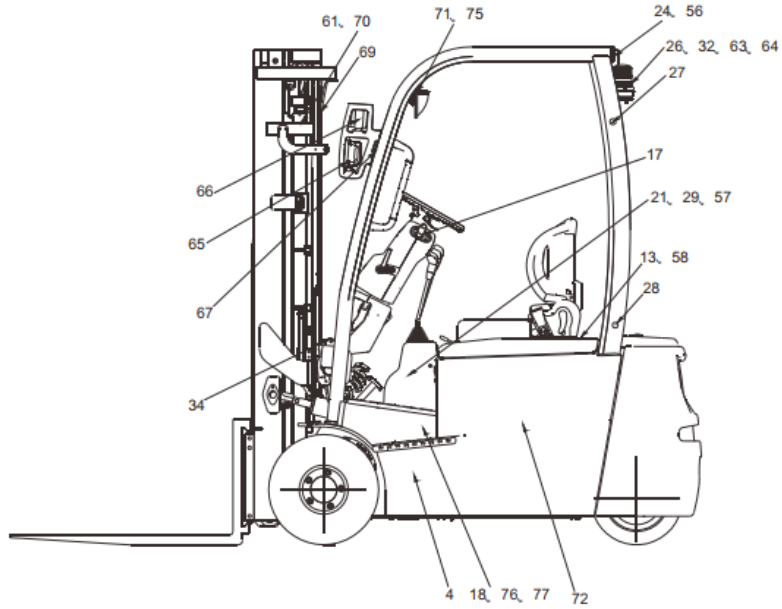


EK18A-LI Series 1.8T three-wheel Lithium Battery Forklift Truck (Front Drive)

序号 No.	零部件代号 Part No.	版本 Edition	名称 Part name		数量 Q'ty	备注 Remark	
30	HRDS2S8701	10	Hose pulley block	胶管滑轮组(ZSM,公制)	1	Full free 3-stage mast,metric	三级全自由,公制
31	HRDS2S8702	08	Hose pulley block	胶管滑轮组(ZSM,美制)	1	Full free 3-stage mast,SAE	三级全自由,美制

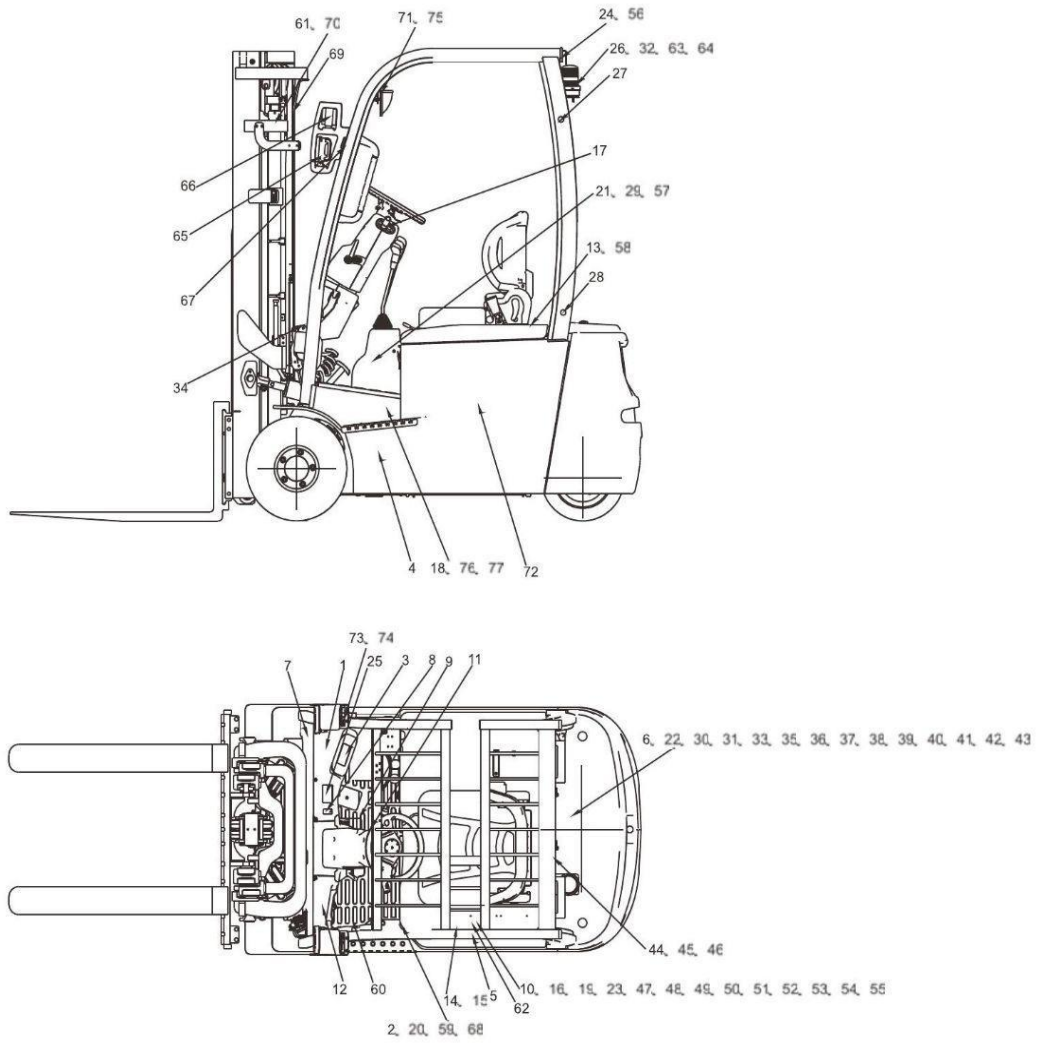
A0YQ2-40001 00 Electrical system

A0YQ2-40001 00 电气系统



A0YQ2-40001 00 Electrical system

A0YQ2-40001 00 电气系统



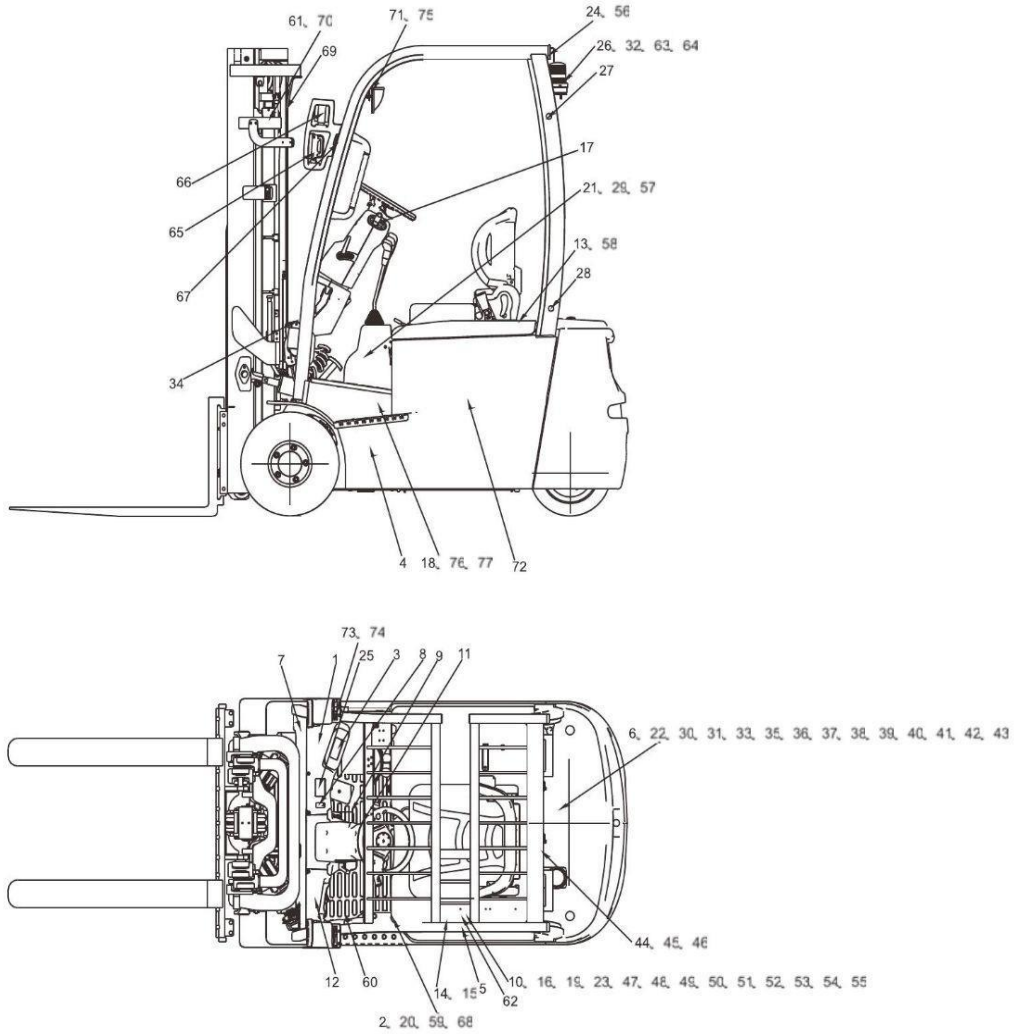
A0YQ2-40001 00 Electrical system

A0YQ2-40001 00 电气系统

序号 No.	零部件代号 Part No.	版本 Edition	名称 Part name		数量 Q'ty	备注 Remark	
27	H24C2-40701	01	Dusty ring	防尘胶圈	6		
28	A6V72-41001	00	Rubber ring	出线胶圈	2		
29	A7S92-40221	01	Valve switch	阀控开关	2	Standard (two-piece valve)	标配 (二片 阀)
29	A7S92-40221	01	Valve switch	阀控开关	3	Optional (three-piece valve)	选配 (三片 阀)
29	A7S92-40221	01	Valve switch	阀控开关	4	Optional (four-piece valve)	选配 (四片 阀)
30	SY2982-BLK	00	Sleeve	接线柱护套	2		
31	D12-7427151	00	Magnetic ring	电机连接线磁环	6		
32	A6V92-40081	01	Rear combination lamp	后工作灯总成	1	For rear headlight	选配后大灯 时选用
33	D12-7427150	00	Magnetic ring	电机连接线磁环	12		
34	GY2Y2-40301H	03	Cable	雨刮器过渡线	1	For the cab	选配驾驶室 时选用
35	AEH72-43011	00	Cable	电缆连接线	1	HRAEH7240 2	HRAEH7240 2
36	AEH72-43021	00	Cable	电缆连接线	1	HRAEH7240 2	HRAEH7240 2
37	AEH72-43031	00	Cable	电缆连接线	1	HRAEH7240 2	HRAEH7240 2
38	AEH72-43041	00	Cable	电缆连接线	1	HRAEH7240 2	HRAEH7240 2
39	AEH72-43051	00	Cable	电缆连接线	1	HRAEH7240 2	HRAEH7240 2
40	AEH72-43061	00	Cable	电缆连接线	1	HRAEH7240 2	HRAEH7240 2
41	AEH72-43071	00	Cable	电缆连接线	1	HRAEH7240 2	HRAEH7240 2
42	AEH72-43081	00	Cable	电缆连接线	1	HRAEH7240 2	HRAEH7240 2
43	AEH72-43091	00	Cable	电缆连接线	1	HRAEH7240 2	HRAEH7240 2
44	B0330-08025	00	Bolt	螺栓 M8x25	6	GB5783-86	GB5783-86
45	B5050-00008	00	Washer	垫圈 8	6	GB93-87	GB93-87
46	B5310-00008	00	Washer	垫圈 8	6	GB97.1-85	GB97.1-85
47	B0230-06050	00	Bolt M6x50	螺栓 M6x50	4	GB5782-86	GB5782-86
48	B1210-06012	00	Screw	螺钉 M6x12	9	GB818-85	GB818-85
49	B5310-00006	00	Washer,lock	垫圈 6	9	GB97.1-85	GB97.1-85
50	B5050-00006	00	Washer,lock	垫圈 6	13	GB93-87	GB93-87
51	B1210-04012	00	Screw	螺钉 M4x12	2	GB818-85	GB818-85
52	B5050-00004	00	Washer	垫圈 4	2	GB93-87	GB93-87
53	B5323-00004	00	Washer	垫圈 4	2	GB97.1-85	GB97.1-85
54	H24C2-42131	01	Belt	捆扎带	7		

A0YQ2-40001 00 Electrical system

A0YQ2-40001 00 电气系统



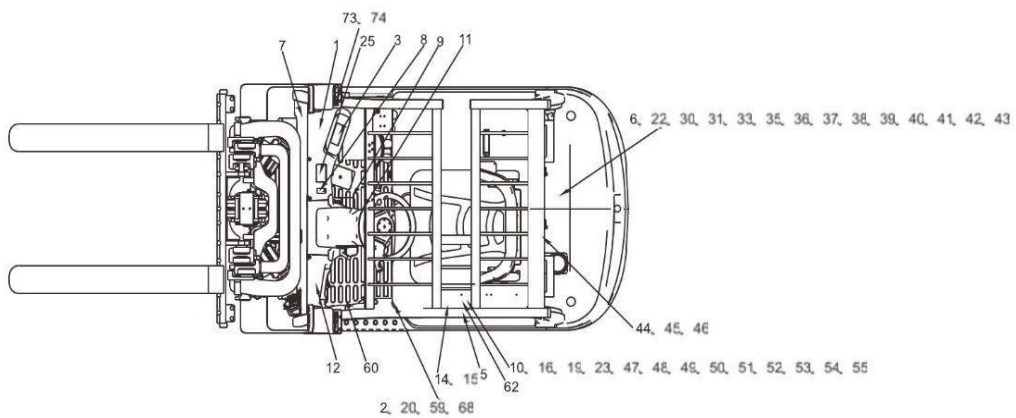
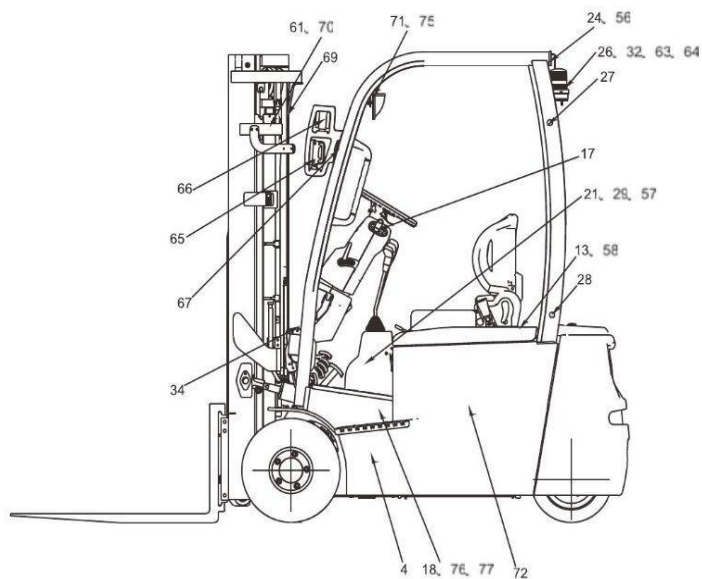
A0YQ2-40001 00 Electrical system

A0YQ2-40001 00 电气系统

序号 No.	零部件代号 Part No.	版本 Edition	名称 Part name		数量 Q'ty	备注 Remark	
55	Z9260-48350	00	4.8 x350 strapping tape	捆扎带 4.8x350	15		
56	H2MD2-40111	01	Rear combination lamp washer	后组合灯垫	2		
58	D1252-1106	00	3/8" Clip	3/8"线卡	5		
59	D1252-1127	00	Clip	线卡	2		
60	SY2985-BLK	02	Hood	电机电枢护套	18		
61	C23A2-40021	03	Approaching switch	接近开关	1	For rising buffer	上升缓冲用
62	D07JDQ24VDC	00	24V Relay	24V 继电器	3		
63	D08JGD-LEDA	00	Blue spot light	蓝色聚光灯 (AMP 接插件)	1	Optional	选配
64	A6V92-40701B	00	Warning lamp	蓝光灯过渡线	1	Optional	选配
65	A6V92-40351	01	Work lamp	LED 工作灯	2		
66	A6V92-40361	01	Front lamp	LED 前小灯	2		
67	A6V92-40371	02	Cable	LED 灯过渡线	2		
68	D03XK0367	00	Support	线束固定卡	3		
69	C23A2-40021	03	Approaching switch	接近开关	1	Lifting height switch	起升高度开关
70	HRAEH72401	01	Terminal guard	门架线束总成	1		
71	G0DP5-70711	01	Fan	电风扇	1	For fan	选配风扇时使用
72	A0KP2-40321G	00	Lithium battery assembly	锂电池组(80V202AH)	1	For CPDSQ15-16-GE6LI, STD	CPDSQ15-16-GE6LI 用, 标配
72	A0KP2-40621G	01	Lithium battery assembly	锂电池组(80V202AH)	1	For CPDSQ15-16-GE6LI, optional	CPDSQ15-16-GE6LI 用, 选配
72	A0KP2-40331G	00	Lithium battery assembly	锂电池组 (80V271AH)	1	For CPDSQ18-20-GE6LI, STD	CPDSQ18-20-GE6LI 用, 标配
72	A0KP2-40431G	00	Lithium battery assembly	锂电池组 (80V271AH)	1	For CPDSQ18-20-GE6LI, optional	CPDSQ18-20-GE6LI 用, 选配
72	A0KP2-40631G	00	Lithium battery assembly	锂电池组 (80V271AH)	1	Optional, heding	选配, 和鼎
73	D03FICS250-1H	00	Internet terminal	车联网终端 (合力平台)	1	For networking of HELI trucks	配合力车联网用
74	B9130-06012	00	Bolt	十字槽法兰面螺栓 M6x12	2	With HELI internet of vehicles, GB/T16674.1	配合力车联网用, GB/T16674.1
75	A6G92-45011B	02	Fan transition harness	风扇过渡线束	1	Selection of fan and patch cab	选风扇和贴片驾驶室选用
76	Q78B2-44001	01	Cooling fan	散热风扇	2		

A0YQ2-40001 00 Electrical system

A0YQ2-40001 00 电气系统





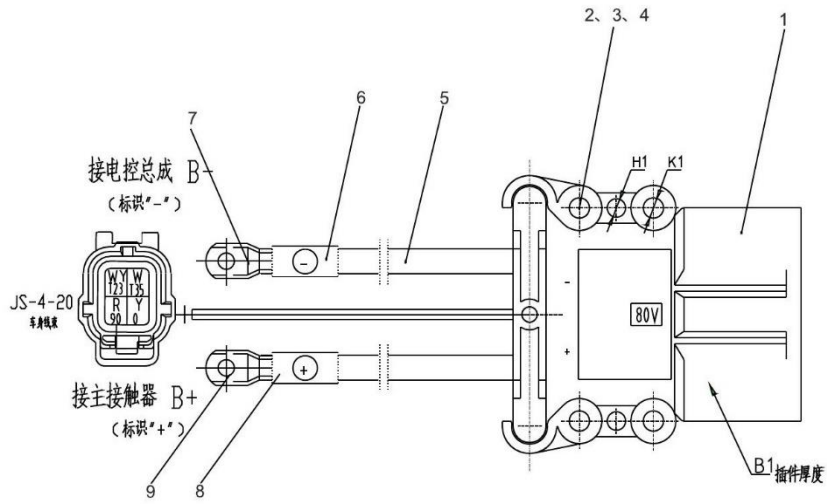
A0YQ2-40001 00 Electrical system

A0YQ2-40001 00 电气系统

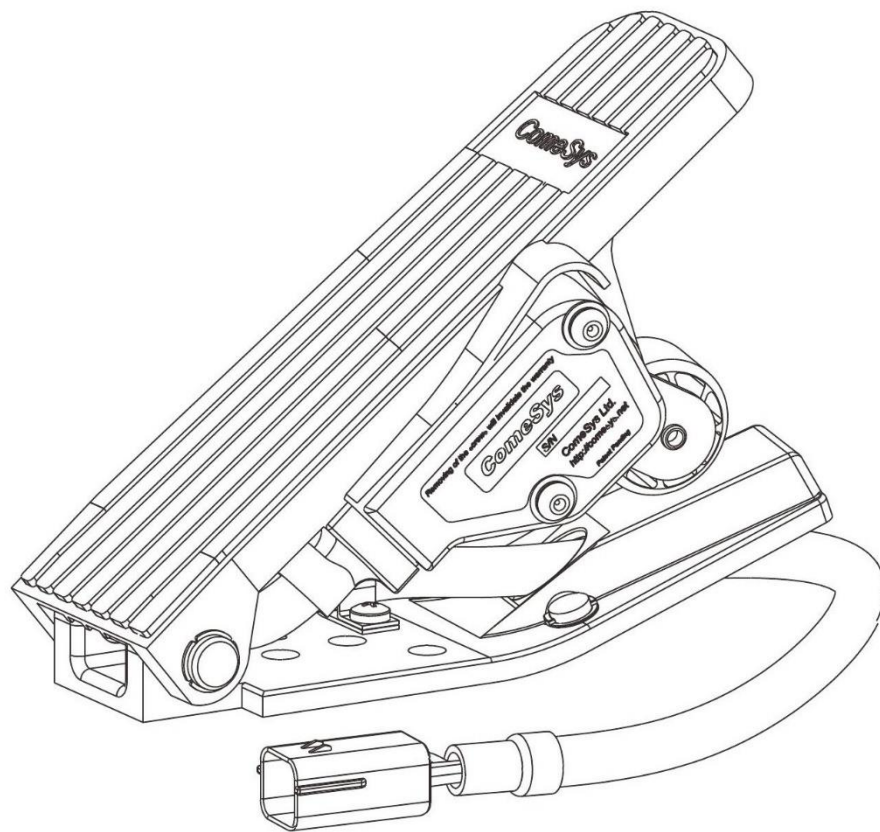
序号 No.	零部件代号 Part No.	版本 Edition	名称 Part name		数量 Q'ty	备注 Remark
77	Q78B6-13181	01	Fan plate	风扇安装板	1	

A0KP2-40701 00 Battery socket

A0KP2-40701 00 电源插座（接车体端）



A0KP2-40701 00 Battery socket							
A0KP2-40701 00 电源插座（接车体端）							
序号 No.	零部件代号 Part No.	版本 Edition	名称 Part name		数量 Q'ty	备注 Remark	
1	95515-39	00	2-wire socket	两芯接插件	1		
2	B1010-06040	00	Screw	螺钉 M6x40	2	GB65-85	GB65-85
3	B5310-00006	00	Washer,lock	垫圈 6	2	GB97.1-85	GB97.1-85
4	B5050-00006	00	Washer,lock	垫圈 6	2	GB93-87	GB93-87
5	W50P-B	00	Cable	电缆线 50mm2	2		
6	D12-18040B	00	Plastic pipe	热缩套管 18x40	1		
7	D11-CT50-8	00	Terminal blocks	接线端子 CT50-8	1		
8	D12-18040R	00	Plastic pipe	热缩套管 18x40	1		
9	D11-CT50-10	00	Terminal blocks	铜管端子 50-10	1		

A63K2-40501 04 Pedal accelerator**A63K2-40501 04 踏板加速器**

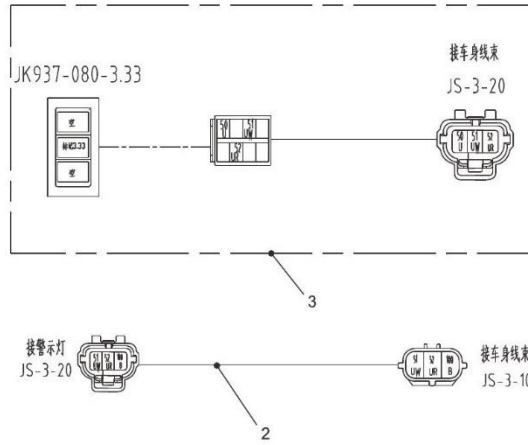
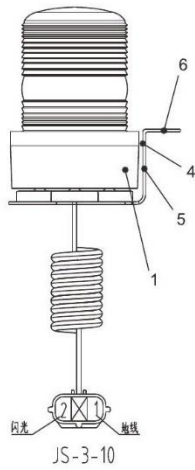
A63K2-40501 04 Pedal accelerator

A63K2-40501 04 踏板加速器

序号 No.	零部件代号 Part No.	版本 Edition	名称 Part name	数量 Q'ty	备注 Remark

A6V92-40071 03 Caution lamp ass'y

A6V92-40071 03 警示灯总成



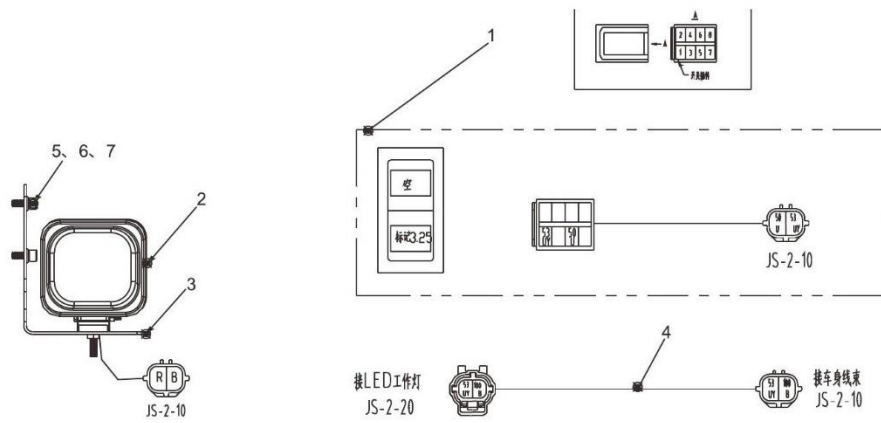
A6V92-40071 03 Caution lamp ass'y

A6V92-40071 03 警示灯总成

序号 No.	零部件代号 Part No.	版本 Edition	名称 Part name		数量 Q'ty	备注 Remark	
1	D08LEDSG-LS	01	LED flashing warning light	LED 闪烁式警示灯	1	Optional	选配
1	D08LEDXZ-LS	01	LED Rotating warning light	LED 旋转式警示灯	1	Optional	选配
1	D08LEDXZFM-LS	01	Rotating warning light with buzzer	LED 旋转蜂鸣警示灯	1	Optional	选配
2	A6V92-40511	00	Wiring harness	警示灯过渡线	1	Optional	选配
3	A6S92-40071	00	Switch	警示灯开关	1	With rotary buzzer warning light	选旋转蜂鸣警示灯时使用
4	A7BZ5-12511	06	Plate	警示灯板	1		
5	5H24C2-40701	00	Rubber ring	出线胶圈	1		
6	H2MD2-42801	00	Rubber ring	出线胶圈	1		

A6V92-40081 01 Rear combination lamp

A6V92-40081 01 后工作灯总成



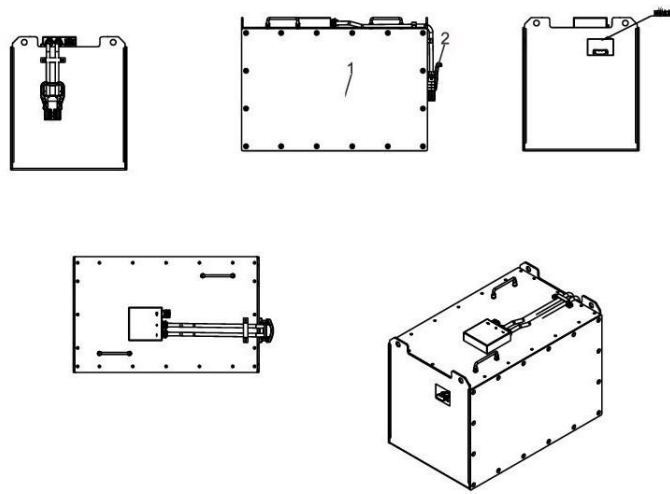
A6V92-40081 01 Rear combination lamp

A6V92-40081 01 后工作灯总成

序号 No.	零部件代号 Part No.	版本 Edition	名称 Part name		数量 Q'ty	备注 Remark	
1	A6V92-40801	00	Rear work lamp switch	后工作灯开关	1		
2	A6V92-40351	01	Work lamp	LED 工作灯	1		
3	A7G55-13101	02	Light support	灯支架(左)	1		
4	A6V92-40701	00	Rear working lamp transition harness	后工作灯过渡线束	1	Rest	其余
4	A6V92-40701D	00	Rear working lamp transition harness	后工作灯过渡线束	1	With patch type cab and rear windshield	装贴片式驾驶室、配装后挡风玻璃时使用
5	B0330-08020	00	Bolt	螺栓 M8x20	2	GB5783-86	GB5783-86
6	B5050-00008	00	Washer	垫圈 8	2	GB93-87	GB93-87
7	B5310-00008	00	Washer	垫圈 8	2	GB97.1-85	GB97.1-85

A0KP2-40321G 00 Lithium battery assembly

A0KP2-40321G 00 锂电池组(80V202AH)





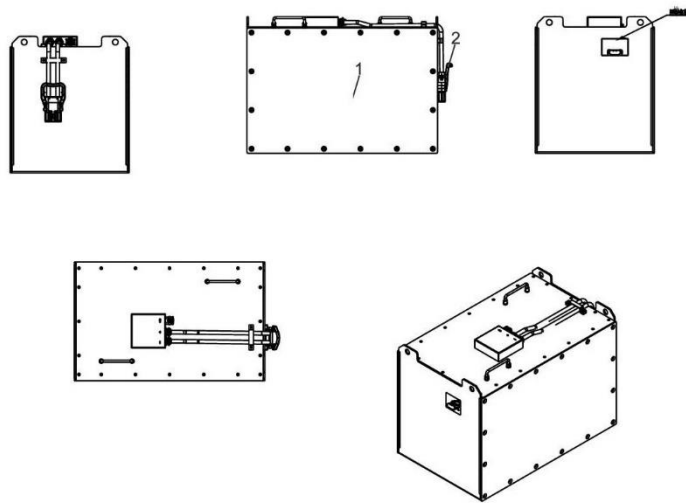
A0KP2-40321G 00 Lithium battery assembly

A0KP2-40321G 00 锂电池组(80V202AH)

序号 No.	零部件代号 Part No.	版本 Edition	名称 Part name		数量 Q'ty	备注 Remark
1	16V/202Ah	00	Lithium battery	锂电池模组	5	
2	95620-39	00	2-wire socket	二芯接插件(含活动拉手)	1	

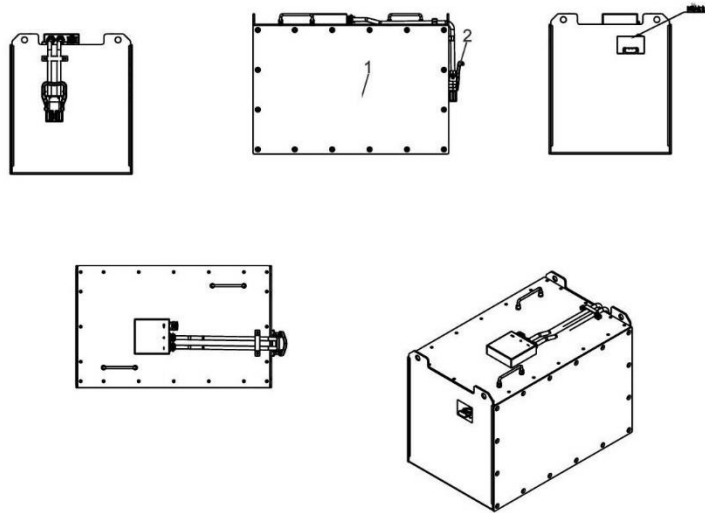
A0KP2-40331G 00 Lithium battery assembly

A0KP2-40331G 00 锂电池组 (80V271AH)



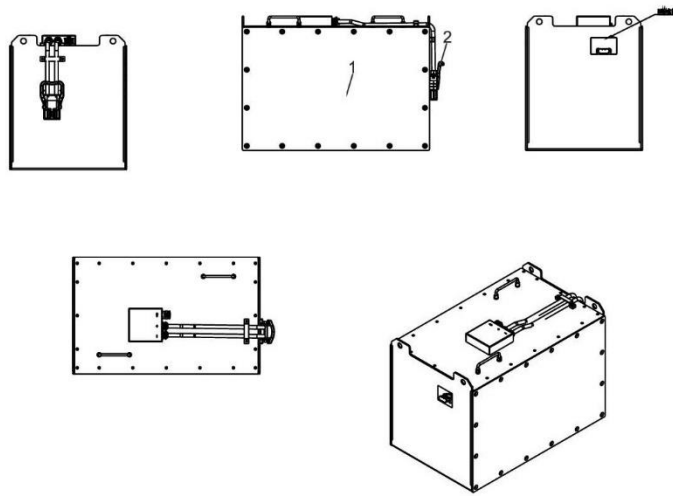
A0KP2-40431G 00 Lithium battery assembly

A0KP2-40431G 00 锂电池组 (80V271AH)



A0KP2-40631G 00 Lithium battery assembly

A0KP2-40631G 00 锂电池组 (80V271AH)

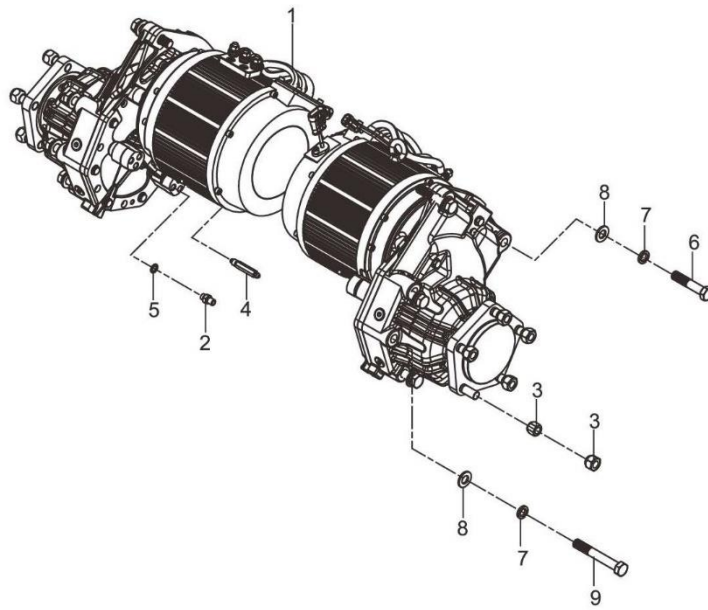


A0KP2-40631G 00 Lithium battery assembly						
A0KP2-40631G 00 锂电池组 (80V271AH)						
序号 No.	零部件代号 Part No.	版本 Edition	名称 Part name		数量 Q'ty	备注 Remark
1	16V/272Ah	00	Lithium battery	锂电池模组	5	
2	95620-39	00	2-wire socket	二芯接插件(含活动拉 手)	1	

序号 No.	零部件代号 Part No.	版本 Edition	名称 Part name		数量 Q'ty	备注 Remark
1	16V/272Ah	00	Lithium battery	锂电池模组	5	
2	95620-39	00	2-wire socket	二芯接插件(含活动拉 手)	1	

A0FM3-40001 00 Drive axle assembly

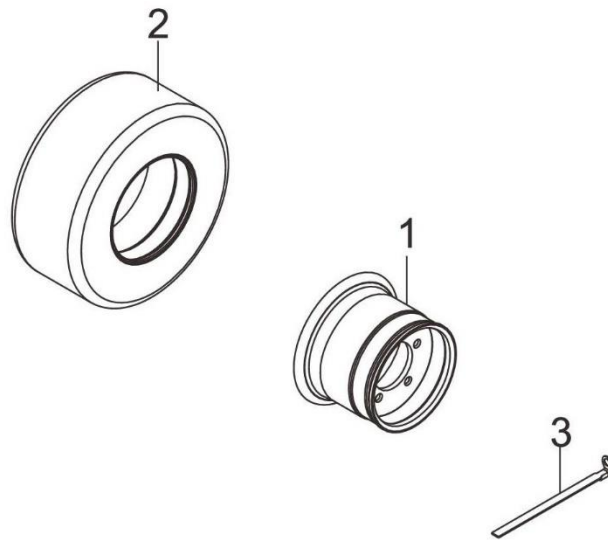
A0FM3-40001 00 驱动桥总成



A0FM3-40001 00 Drive axle assembly

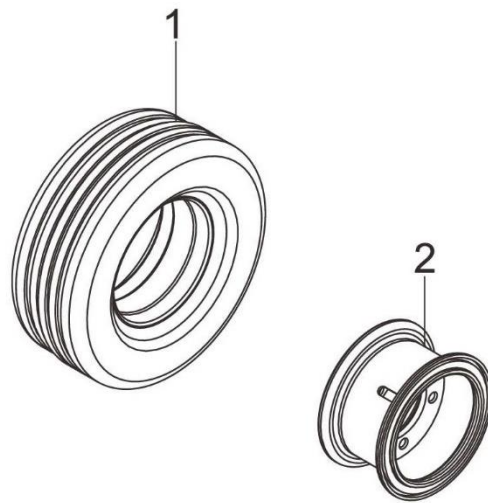
A0FM3-40001 00 驱动桥总成

序号 No.	零部件代号 Part No.	版本 Edition	名称 Part name		数量 Q'ty	备注 Remark	
1	HRA0FM3001	00	Drive axle 80V	驱动桥 (GP19) 80V	2		
2	JT6025-10031	00	Straight joint	直通接头	2		
3	23654-34051	05	Nut	轮毂螺母	10	1.8-2T	1.8-2T
3	A61F3-02021	01	Nut	轮辋螺母	10	1.5-1.6T	1.5-1.6T
4	AEH73-02001	00	Vent screw	放气螺钉	2		
5	A61F3-02051	00	Washer	垫圈	2		
6	B0430-14065	00	Bolt	螺栓 M14x1.5x65	4	GB5785-86	GB5785-86
7	B5050-00014	00	Washer	垫圈 14	14	GB93-87	GB93-87
8	B5310-00014	00	Washer	垫圈 14	14	GB97.1-85	GB97.1-85
9	B0430-14100	00	Bolt M14x1.5x100	螺栓 M14x1.5x100	10	GB5785-86	GB5785-86

A61K4-40201 05 Front wheel assembly**A61K4-40201 05 前轮总成**



A61K4-40201 05 Front wheel assembly							
A61K4-40201 05 前轮总成							
序号 No.	零部件代号 Part No.	版本 Edition	名称 Part name		数量 Q'ty	备注 Remark	
1	A61K4-40601	00	Rim ass'y	轮辋总成	1		
2	Z3750-20010Q	00	Tyre	快装式轮胎 200x50-10	1	GB/T10823-2009	GB/T10823-2009
2	Z3750-20010BQ	00	Tyre	快装式无痕迹轮胎 200x50-10	1	GB/T10823-2009	GB/T10823-2009
2	NJJDD-300	00	Static tape of beef tendon	牛筋静电带	1	No-marking solid tyre	无痕迹实心胎

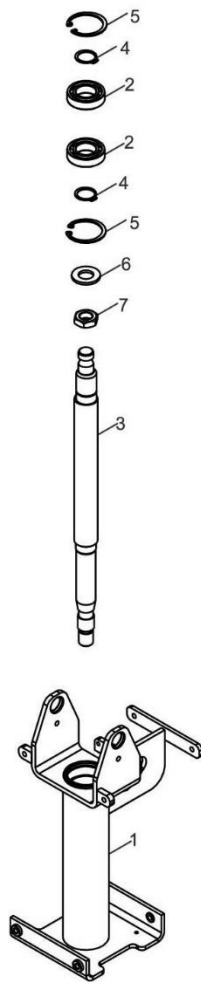
A0FP4-40401 01 Rear wheel**A0FP4-40401 01 后轮总成**

A0FP4-40401 01 Rear wheel							
A0FP4-40401 01 后轮总成							
序号 No.	零部件代号 Part No.	版本 Edition	名称 Part name		数量 Q'ty	备注 Remark	
1	Z3750-60008	00	Tire	轮胎 16x6-8	1	Solid tire, standard	实心胎,标配
1	Z3750-60008B	00	Tire	轮胎 16x6-8	1	No-marking solid tire, optional	无痕迹实心 胎,选配
2	A0FP4-40501	00	Rim assembly	后轮辋总成	1		

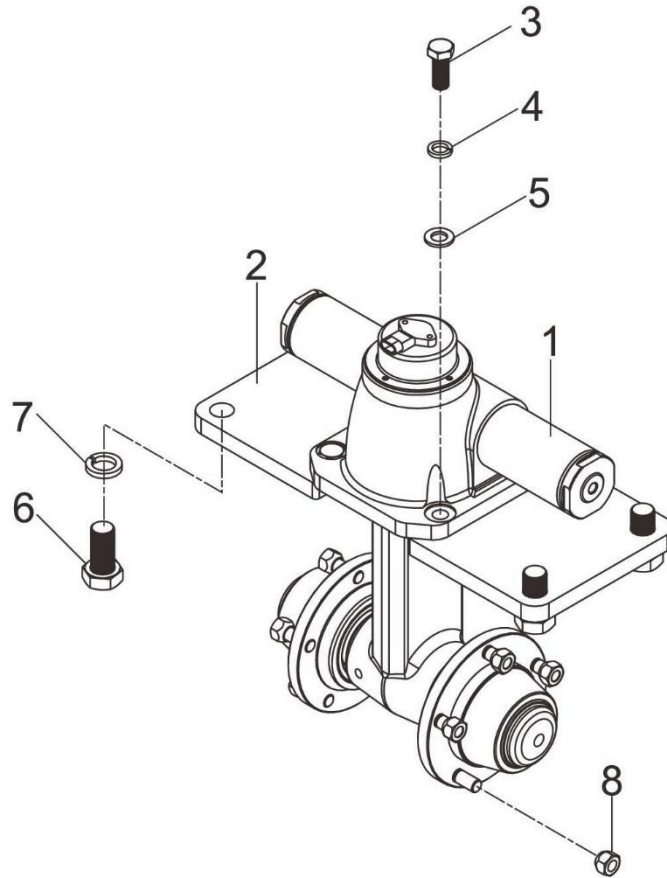
A7N74-10031 00 Steering system							
A7N74-10031 00 转向系统							
序号 No.	零部件代号 Part No.	版本 Edition	名称 Part name		数量 Q'ty	备注 Remark	
1	A7N74-10401	01	Column	转向管柱总成	1		
2	A7G54-10301B	00	Wheel assembly	方向盘总成	1		
2	A7G54-10301	00	Wheel assembly	方向盘总成	1		
3	A7N74-12021	00	Spacer	套管	1		
4	A7N74-12031	00	Nut	锁紧螺母	1		
5	A7N74-12011	00	Spring	拉伸弹簧	2		
6	B1210-04012	00	Screw	螺钉 M4x12	4	GB818-85	GB818-85
7	A7BJ4-10121	00	Gimbal ass'y	万向节总成	1		
8	A7N74-10301	00	Knob	锁紧手柄总成	1		
9	B5050-00008	00	Washer	垫圈 8	1	GB93-87	GB93-87
10	A7BJ4-10401	00	Fixed shaft assembly	固定轴总成	2		
11	B8030-08030	00	Screw	螺钉 M8x30	1	GB70-85	GB70-85
12	B5310-00006	00	Washer,lock	垫圈 6	2	GB97.1-85	GB97.1-85
13	B5050-00006	00	Washer,lock	垫圈 6	2	GB93-87	GB93-87
14	B0330-06012	00	Bolt	螺栓 M6x12	2	GB5783-86	GB5783-86
15	B0330-08020-X	00	Combined bolt	组合螺栓 M8x20	4	GB/T 9074.17-88	GB/T 9074.17-88

A7N74-10401 01 Column

A7N74-10401 01 转向管柱总成



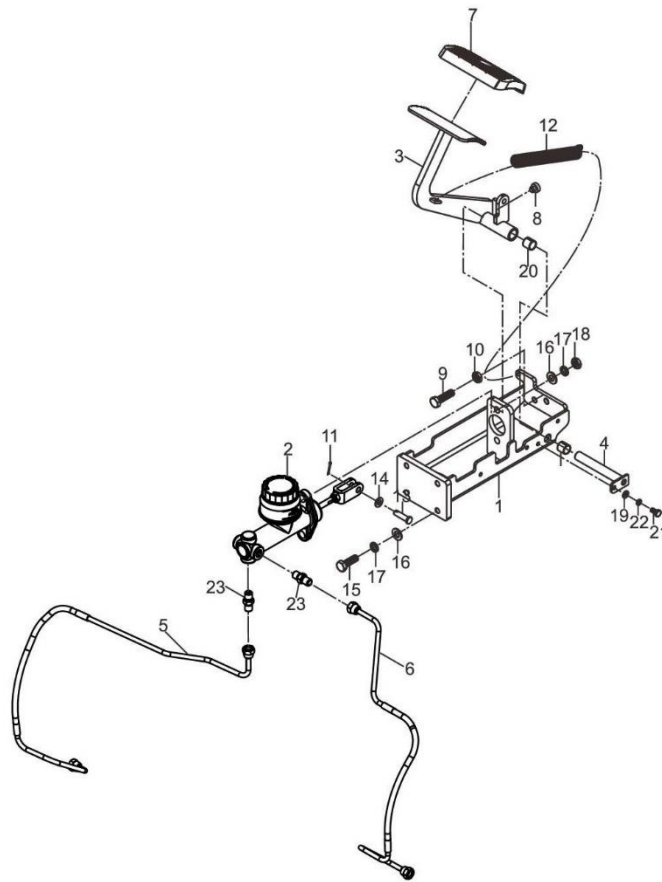
A7N74-10401 01 Column							
A7N74-10401 01 转向管柱总成							
序号 No.	零部件代号 Part No.	版本 Edition	名称 Part name		数量 Q'ty	备注 Remark	
1	A7N74-10411	00	Steering column	转向管柱	1		
2	Z-61904-Z	00	Bearing 61904-Z	轴承 61904-Z	2	GB/T 276-95	GB/T 276-94
3	A7N74-13031	02	Main shaft	主轴	1		
4	A7G54-12231	00	Snap ring 19	挡圈 19	2	GB894.1-86	GB894.1-86
5	B6050-00037	00	Snap ring	挡圈 37	2	GB893.1-86	GB893.1-86
6	B5310-00014	00	Washer	垫圈 14	1	GB97.1-85	GB97.1-85
7	B4430-00014	00	Nut	螺母 M14x1.5	1	GB6173-86	GB6173-86

A0FM4-30001 00 Steering assembly**A0FM4-30001 00 转向总成**

A0FM4-30001 00 Steering assembly							
A0FM4-30001 00 转向总成							
序号 No.	零部件代号 Part No.	版本 Edition	名称 Part name		数量 Q'ty	备注 Remark	
1	A0FM4-30011	00	Steering axle	转向桥总成	1		
2	A0FM4-32001	00	Rear axle support plate	后桥支承板	1		
3	B0530-16040	00	Bolt M16x1.5x40	螺栓 M16x1.5x40	5	GB5786-86	GB5786-86
4	B5050-00016	00	Washer	垫圈 16	5	GB93-87	GB93-87
5	B5310-00016	00	Washer	垫圈 16	5	GB97.1-85	GB97.1-85
6	B0530-24050	00	Bolt	螺栓 24x2x50, GB5786-86	4	GB5786-86	GB5786-86
7	B5050-00024	00	Washer 24	垫圈 24	4	GB93-87	GB93-87
8	23654-34051	05	Nut	轮毂螺母	10		

AEH75-40001 02 Service brake ass'y

AEH75-40001 02 行车制动总成



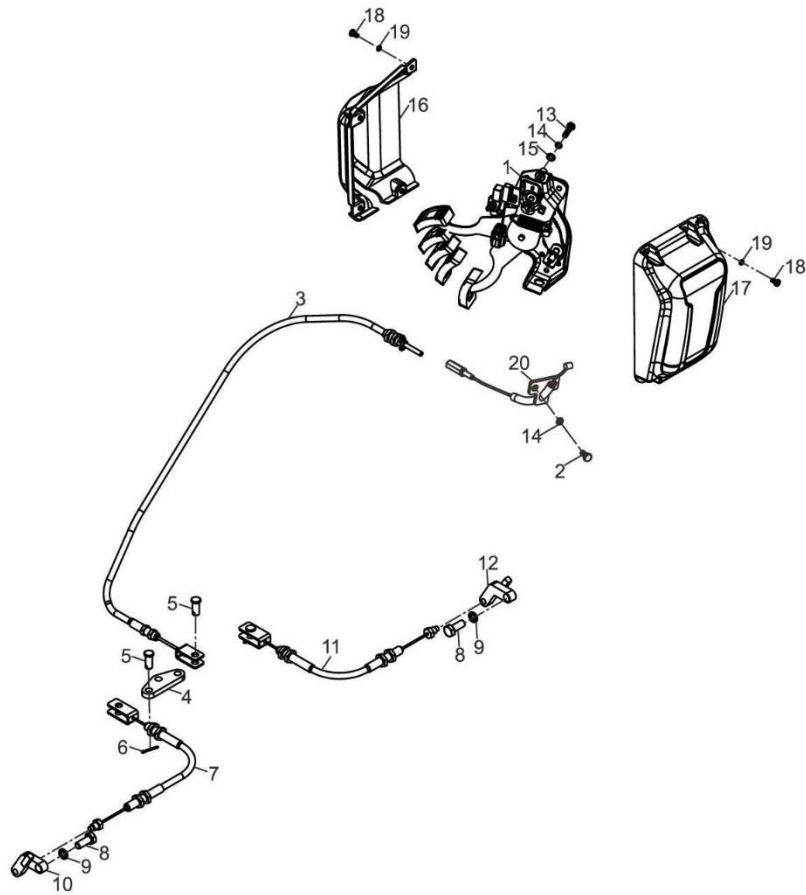
AEH75-40001 02 Service brake ass'y

AEH75-40001 02 行车制动总成

序号 No.	零部件代号 Part No.	版本 Edition	名称 Part name		数量 Q'ty	备注 Remark	
1	AEH75-40101	01	Brake bracket assembly	制动支架总成	1		
2	A7S35-40901	02	Brake pump	集成制动总泵	1		
3	A7BJ5-40201B	00	The connecting rod assembly	连杆总成	1		
4	A67Z5-40401	00	Pin	销轴总成	1		
5	AEH75-42011	00	Oil pipe	制动油管（左）	1		
6	AEH75-42001	00	Oil pipe	制动油管（右）	1		
7	A7S35-42111	01	Cover,pedal head	踏板垫	1		
8	A7S35-42071	00	Rubber jacking	橡皮顶轴	1		
9	B0530-10035	00	Bolt	螺栓 M10x1.25x35	1	GB5786-86	GB5786-86
10	B4413-00010	00	Nut	螺母 M10x1.25	1	GB6173-86	GB6173-86
11	B3010-02016	00	Pin 2 x16	销 2x16	1	GB91-86	GB91-86
12	15D20-00-01	00	Spring	拉簧	1		
13	B3220-08030	00	Pin B8x30	销 B8x30	1	GB882-86	GB882-86
14	B5310-00008	00	Washer	垫圈 8	1	GB97.1-85	GB97.1-85
15	B0330-10030	00	Bolt	螺栓 M10x30	6	GB5783-86	GB5783-86
16	B5310-00010	00	Washer	垫圈 10	6	GB97.1-85	GB97.1-85
17	B5050-00010	00	Washer	垫圈 10	6	GB93-87	GB93-87
18	B4313-00010	00	Nut	螺母 M10	2	GB6172-86	GB6172-86
19	B5310-00006	00	Washer,lock	垫圈 6	1	GB97.1-85	GB97.1-85
20	Z2111-01415	00	Bushing	钢背轴承	2	Q/AC40001-2002	Q/AC40001-2002
21	B0330-06012	00	Bolt	螺栓 M6x12	1	GB5783-86	GB5783-86
22	B5050-00006	00	Washer,lock	垫圈 6	1	GB93-87	GB93-87
23	JT6025-10021	01	Through body	直通接头体	2		

AEH73-60001 02 Brake lever

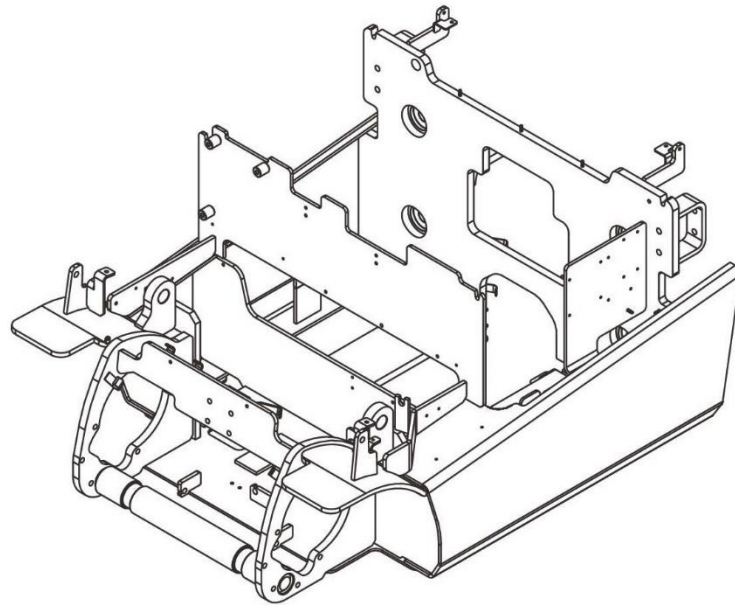
AEH73-60001 02 驻车制动总成

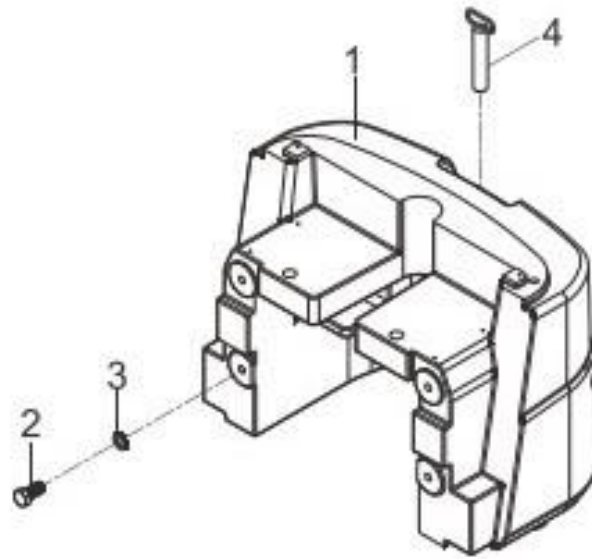


AEH73-60001 02 Brake lever

AEH73-60001 02 驻车制动总成

序号 No.	零部件代号 Part No.	版本 Edition	名称 Part name		数量 Q'ty	备注 Remark	
1	AEH73-60101	00	Parking brake pedal	驻车制动踏板总成	1		
2	B0330-06012	00	Bolt	螺栓 M6x12	2	GB5783-86	GB5783-86
3	AEH73-60031A	00	Main rope	主钢丝绳	1		
4	AEH73-62011	00	Parking brake lever	停车制动杠杆	1		
5	B3220-10024	00	Pin B10x24	销 B10x24	3	GB882-86	GB882-86
6	B3010-2P520	00	Pin 2.5X20	销 2.5X20	3	GB91-86	GB91-86
7	AEH73-60051B	00	Right rope	右钢丝绳	1		
8	AEH73-62201	01	Bolt M10x1x25	螺栓 M10x1x25	2		
9	B5050-00010	00	Washer	垫圈 10	2	GB93-87	GB93-87
10	AEH73-60071B	00	Cable transition plate	拉索过渡板	1		
11	AEH73-60061B	00	Left rope	左钢丝绳	1		
12	AEH73-60071A	00	Cable transition plate	拉索过渡板	1		
13	B0330-06025	00	Bolt	螺栓 M6x25	3	GB5783-86	GB5783-86
14	B5050-00006	00	Washer,lock	垫圈 6	5	GB93-87	GB93-87
15	B5310-00006	00	Washer,lock	垫圈 6	3	GB97.1-85	GB97.1-85
16	AEH76-42071	00	Pedal cover	踏板罩壳	1		
17	AEH76-42061	00	Cover(fornt)	前罩壳	1		
18	B1210-05010	00	Screw	螺钉 M5x10	8	GB818-85	GB818-85
19	B5050-00005	00	Washer	垫圈 5	8	GB93-87	GB93-87
20	AEH73-60091A	00	Steel Cable	钢丝绳	1		

A0FP6-10001A 01 Frame**A0FP6-10001A 01 车架**

HRA0FP6301 01 Counter weight assembly**HRA0FP6301 01 平衡重总成**



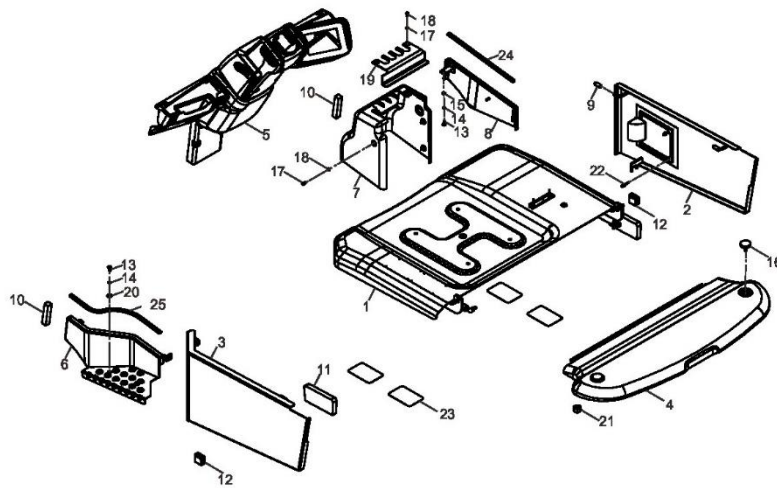
HRA0FP6301 01 Counter weight assembly

HRA0FP6301 01 平衡重总成

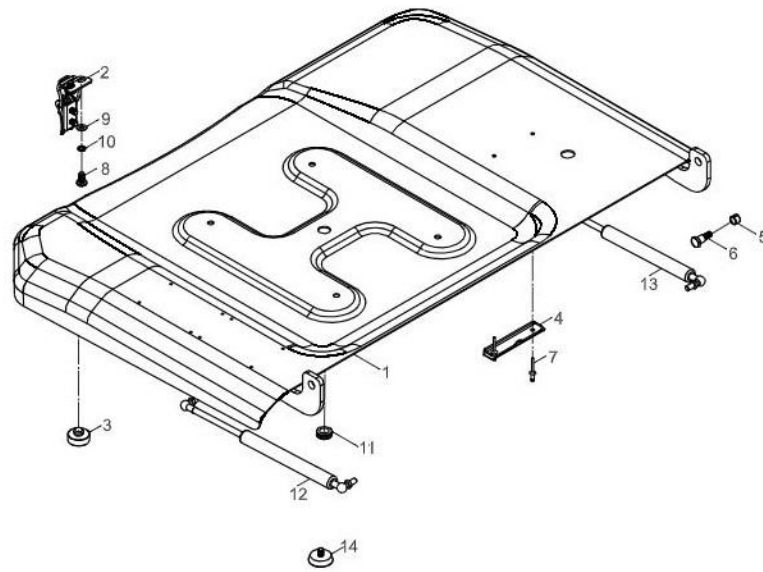
序号 No.	零部件代号 Part No.	版本 Edition	名称 Part name		数量 Q'ty	备注 Remark	
1	A0FN6-32001A	00	2t Counter weight	2t 平衡重体	1	1.8t	1.8t
1	A0FP6-32001A	00	2t Counter weight	2t 平衡重体	1	2t	2t
2	B0330-24050	00	Bolt M24x50	螺栓 M24x50	4	GB5783-86	GB5783-86
3	AA5G6-32011	00	Washer	M24 防松垫圈	4		
4	25596-32051	03	Pin,drop	牵引销	1		

AEH76-40001 02 Hood

AEH76-40001 02 机罩类



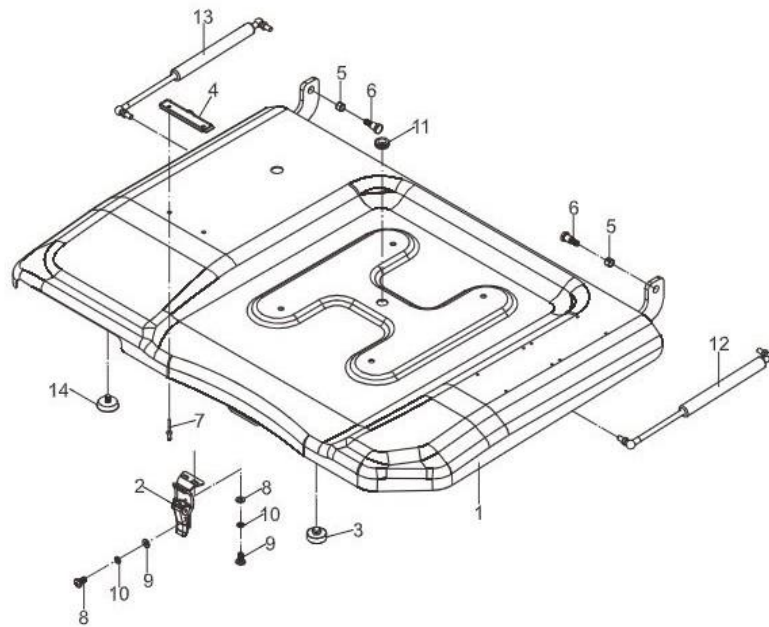
AEH76-40001 02 Hood							
AEH76-40001 02 机罩类							
序号 No.	零部件代号 Part No.	版本 Edition	名称 Part name		数量 Q'ty	备注 Remark	
1	AEH76-40041	00	Battery cap ass'y	蓄电池箱盖总成	1	For 1.8t、 2t	1.8t、 2t 用
1	A67Z6-40111	00	Battery cap ass'y	蓄电池箱盖总成	1	For 1.8t、 2t、 Magnetic valve	1.8t、 2t 用, 电磁阀
2	AEH76-40011	01	Cap ass'y L.H.	侧罩总成(左)	1	For 1.8t、 2t	1.8t、 2t 用
3	AEH76-40021	01	Cap ass'y R.H.	侧罩总成(右)	1	For 1.8t、 2t	1.8t、 2t 用
4	AEH76-42051	00	Cover	配重盖	1		
5	A0FM6-40501	00	Instrument desk mouting	仪表台安装	1		
6	AEH76-40061	00	Pedal for getting on and off	上车踏板总成	1		
7	AL736-42061	02	Cover	多路阀罩壳	1		
8	AEH76-40071	00	Guard shield ass'y R.H.	护罩总成(右)	1		
9	HY5X2-22021	00	Plug	橡胶堵头	4		
10	A7B36-42221	00	Parking,seal	密封垫	2		
11	A7G56-49561	00	Insulator	隔音垫	2		
12	A7B36-42231	00	Cushion	减震垫	2		
13	B1210-06016	00	Screw	螺钉 M6x16	6	GB818-85	GB818-85
14	B5050-00006	00	Washer,lock	垫圈 6	6	GB93-87	GB93-87
15	B5310-00006	00	Washer,lock	垫圈 6	4	GB97.1-85	GB97.1-85
16	A22A6-42511	03	Screw	螺钉	2		
17	B1210-05012	00	Screw	螺钉 M5x12	5	GB818-85	GB818-85
18	B5310-00005	00	Washer	垫圈 5	5	GB97.1-85	GB97.1-85
19	AL736-42071	01	Cover 2	多路阀罩壳二	1		
20	B5210-00006	00	Washer,lock	垫圈 6	2	GB96-85	GB96-85
21	23456-42181G	02	Rubber	缓冲胶垫	2		
22	AE796-42071	03	Attachment	充电孔门总成附件	2		
23	AL736-52081	00	Anti skid cushion	防滑缓冲垫	4		
24	A7B36-42211	00	Seal	密封条 II	1		
25	A7B36-42201	00	Seal	密封条 I	1		

AEH76-40041 00 Battery cap ass'y**AEH76-40041 00 蓄电池箱盖总成**

AEH76-40041 00 Battery cap ass'y

AEH76-40041 00 蓄电池箱盖总成

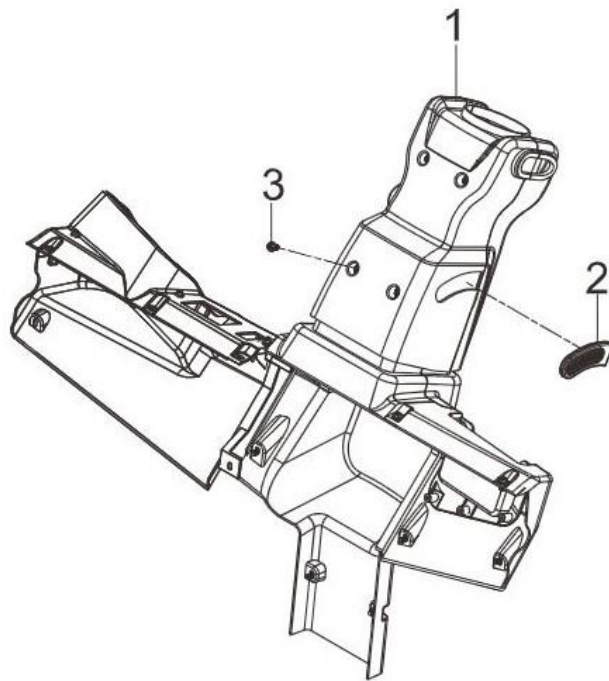
序号 No.	零部件代号 Part No.	版本 Edition	名称 Part name		数量 Q'ty	备注 Remark	
1	AEH76-40051	00	Battery cap	蓄电池箱盖	1		
2	25786-40651	00	Catch	弹簧卡	1		
3	A65E6-42181	03	Rubber mat	胶垫	1		
4	A79S6-40151	02	Clip	资料夹	1		
5	Z2111-01210	00	Bushing 1210	钢背轴承 1210	2	Q/AC40001-2002	Q/AC40001-2002
6	A6S56-42191	00	Bolt	螺栓	2		
7	BA380-05013	00	Screw	拉铆钉 5x13	2	GB12618-10 stage	GB12618-10级
8	B1210-08016	00	Screw 8x16	螺钉 8x16	4	GB818-85	GB818-85
9	B5310-00008	00	Washer	垫圈 8	4	GB97.1-85	GB97.1-85
10	B5050-00008	00	Washer	垫圈 8	4	GB93-87	GB93-87
11	A65E5-10311	02	Rubber ring	出线胶圈	1		
12	G27Z6-40251	05	Shock,absorber	气弹簧（左）	1		
13	G27Z6-40381	02	Shock,absorber	气弹簧（右）	1		
14	A7B36-40061	00	Rubber	缓冲胶垫	1		

A67Z6-40111 00 Battery cap ass'y**A67Z6-40111 00 蓄电池箱盖总成**

A67Z6-40111 00 Battery cap ass'y

A67Z6-40111 00 蓄电池箱盖总成

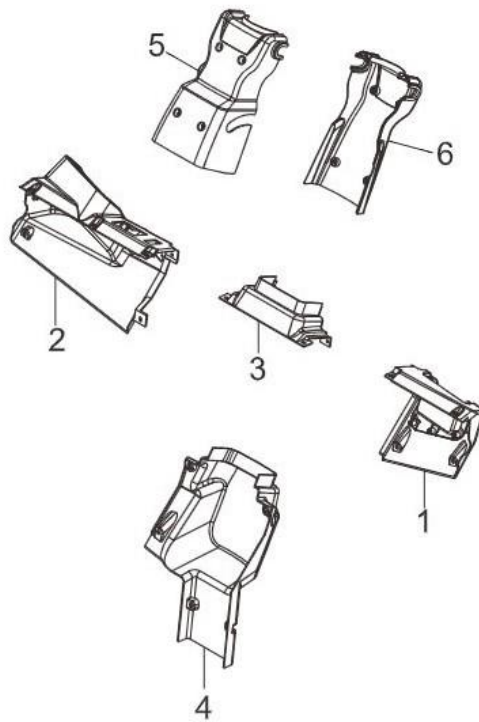
序号 No.	零部件代号 Part No.	版本 Edition	名称 Part name		数量 Q'ty	备注 Remark	
1	A67Z6-41011	04	Battery cap	蓄电池箱盖	1		
2	25786-40651	00	Catch	弹簧卡	1		
3	A65E6-42181	03	Rubber mat	胶垫	1		
4	A79S6-40151	02	Clip	资料夹	1		
5	Z2111-01210	00	Bushing 1210	钢背轴承 1210	2	Q/AC40001-2002	Q/AC40001-2002
6	A6S56-42191	00	Bolt	螺栓	2		
7	BA380-05013	00	Screw	拉铆钉 5x13	2	GB12618-10	GB12618-10
8	B1210-08016	00	Screw 8x16	螺钉 8x16	4	GB818-85	GB818-85
9	B5310-00008	00	Washer	垫圈 8	4	GB97.1-85	GB97.1-85
10	B5050-00008	00	Washer	垫圈 8	4	GB93-87	GB93-87
11	H24C2-40701	01	Dusty ring	防尘胶圈	2		
12	G27Z6-40251	05	Shock,absorber	气弹簧 (左)	1		
13	G27Z6-40381	02	Shock,absorber	气弹簧 (右)	1		
14	A7B36-40061	00	Rubber	缓冲胶垫	1		

A0FM6-40501 00 Instrument desk mouting**A0FM6-40501 00 仪表台安装**

A0FM6-40501 00 Instrument desk mouting

A0FM6-40501 00 仪表台安装

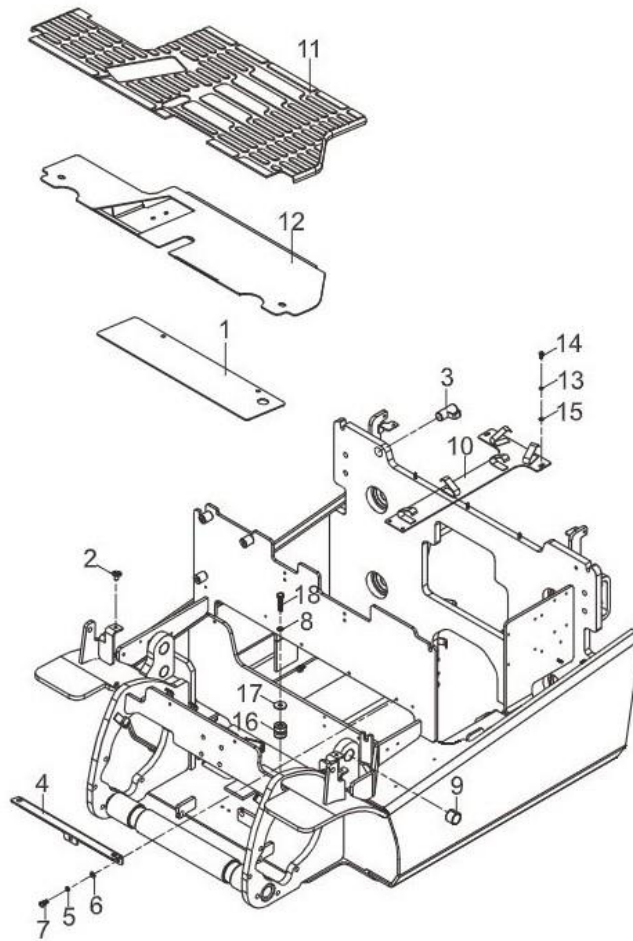
序号 No.	零部件代号 Part No.	版本 Edition	名称 Part name		数量 Q'ty	备注 Remark	
1	A0FM6-40511	00	Instrument desk	仪表台总成	1		
2	A7AG6-42351	02	Lock the handle sheath	锁紧手柄护套	1		
3	B9130-06012	00	Bolt	十字槽法兰面螺栓 M6x12	21	GB/T16674. 1- 2004,GB/T2 9.2-2013	GB/T16674. 1- 2004,GB/T2 9.2-2013

A0FM6-40511 00 Instrument desk**A0FM6-40511 00 仪表台总成**

A0FM6-40511 00 Instrument desk

A0FM6-40511 00 仪表台总成

序号 No.	零部件代号 Part No.	版本 Edition	名称 Part name		数量 Q'ty	备注 Remark	
1	A7N76-40511	00	Instrument panel left cover assembly	仪表台左盖板总成	1		
2	A0FM6-40521	00	Instrument panel right cover assembly	仪表台右盖板总成	1	With Curtis instrument	配柯蒂斯仪表
2	A0FM6-40531	00	Instrument panel right cover assembly	仪表台右盖板总成	1	With Fanji instrument	配凡几仪表
3	A7N76-45071	00	Hood intermediate connecting plate	机罩中间连接板	1		
4	A7N76-45061	00	Guard plate under meter	仪表台下护板	1		
5	A7N76-45041	00	Directional front cover	方向机前盖板	1		
6	A7N76-45051	00	Direction back cover	方向机后盖板	1		

A0FM6-50001 01 Floor class**A0FM6-50001 01 底板类**

A0FM6-50001 01 Floor class

A0FM6-50001 01 底板类

序号 No.	零部件代号 Part No.	版本 Edition	名称 Part name		数量 Q'ty	备注 Remark	
1	A7B36-50201	02	Floor board	平底板总成	1		
2	22496-51001G	01	Screw	螺钉	2		
3	A7B36-53041	01	Pin	箱体固定销	1		
4	A7B36-53021	03	The plate	支板	1		
5	B5050-00008	00	Washer	垫圈 8	2	GB93-87	GB93-87
6	B5310-00008	00	Washer	垫圈 8	2	GB97.1-85	GB97.1-85
7	B0330-08016	00	Bolt	螺栓 M8x16	2	GB5783-86	GB5783-86
8	B5050-00010	00	Washer	垫圈 10	4	GB93-87	GB93-87
9	Z2133-03025	00	Bushing 3025	钢背轴承 3025	2	Q/AC40001-2002	Q/AC40001-2002
10	A0FM6-50011	01	Steering tubing retaining plate	转向油管固定板	1		
11	AEH76-52041	00	Cushion	底板垫	1	For wet braking	湿式制动用
12	AEH76-50021	00	Floor board,front	前底板总成	1	For wet braking	湿式制动用
13	B5050-00006	00	Washer,lock	垫圈 6	4	GB93-87	GB93-87
14	B0330-06012	00	Bolt	螺栓 M6x12	4	GB5783-86	GB5783-86
15	B5310-00006	00	Washer,lock	垫圈 6	4	GB97.1-85	GB97.1-85
16	A7CL6-50401	00	Cushion	减震垫	4		
17	B5910-00010	00	Washer	垫圈 10	4	GB5287-85	GB5287-85
18	B0530-10045	00	Bolt	螺栓 M10x1.25x45	4	GB5786-86	GB5786-86

HRA6S58001 07 Seats**HRA6S58001 07 座椅总图**

HRA6S58001 07 Seats
HRA6S58001 07 座椅总图

序号 No.	零部件代号 Part No.	版本 Edition	名称 Part name		数量 Q'ty	备注 Remark	
1	A61Q6-80002	04	Tiancheng half suspension seat	天成半悬浮座椅	1		
1	A61Q6-80032	06	Tiancheng half suspension seat	天成半悬浮座椅	1		
1	H24C6-80162	00	Tiancheng whole suspension seat	天成全悬浮座椅	1		
1	H24C6-80162WZ	00	Tiancheng whole suspension seat	天成全悬浮座椅	1		
1	A61Q6-81032	00	Gramm half suspension seat	格拉姆半悬浮座椅	1		
1	A61Q6-81042	00	Gramm half suspension seat	格拉姆半悬浮座椅	1		
1	A7V96-80002	00	Hean half surround seat	和安半包围普通座椅	1	Normal	标配
1	A7V96-80012	00	Hean half surround seat	和安半包围普通座椅	1		
1	H2KE6-80112	00	Hean half surround,whole suspension seat	和安半包围全悬浮座椅	1		
1	H2KE6-80132	00	Hean half surround,whole suspension seat	和安半包围全悬浮座椅	1		
1	H2KE6-80032	00	Hean seat with handrail	和安带扶手普通座椅	1		
1	H2KE6-80052	00	Hean seat with handrail	和安带扶手普通座椅	1		
1	H2KE6-80072	00	Hean with handrail, whole suspension seat	和安带扶手全悬浮座椅	1		
1	H2KE6-80092	00	Hean with handrail, whole suspension seat	和安带扶手全悬浮座椅	1		
1	A7BJ6-80011	00	Gramm whole suspension ordinary seat	格拉默全悬浮普通座椅	1		
1	H2KE6- 80112FSBM	01	Hean whole suspen- sion seat	和安全悬浮座椅	1		
1	H24C6-80202WZ	00	Hean semi suspension seat	和安半悬浮座椅	1		
1	A67Z6-80011	01	Gramm whole suspension seat with multi-function armchairs	格拉默全悬浮配多功能 扶手座椅	1		

A7V96-80012 00 Hean half surround seat

A7V96-80012 00 和安半包围普通座椅



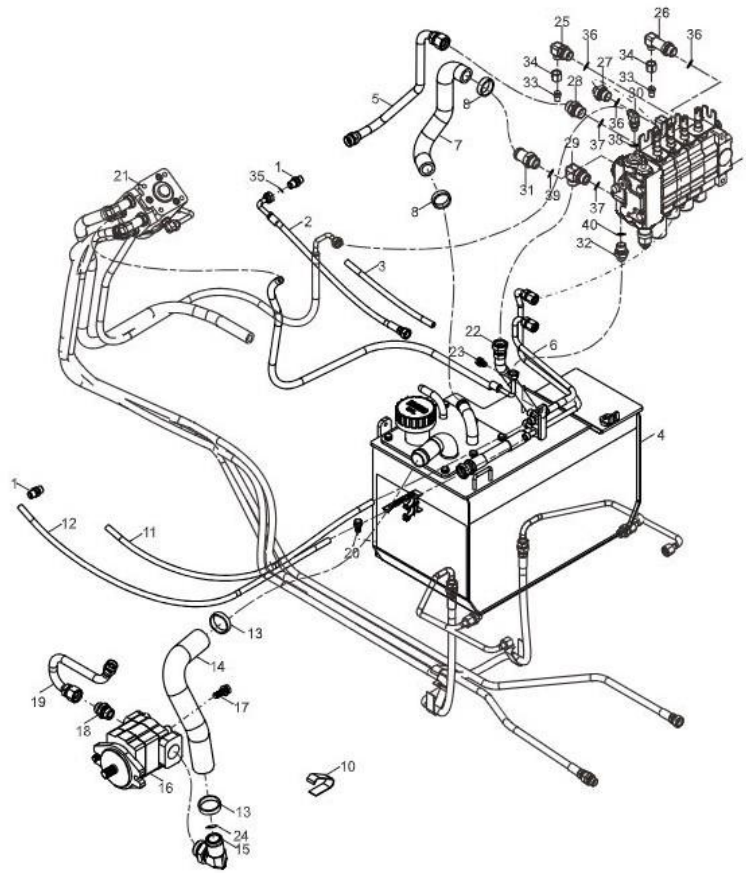
A7V96-80012 00 Hean half surround seat

A7V96-80012 00 和安半包围普通座椅

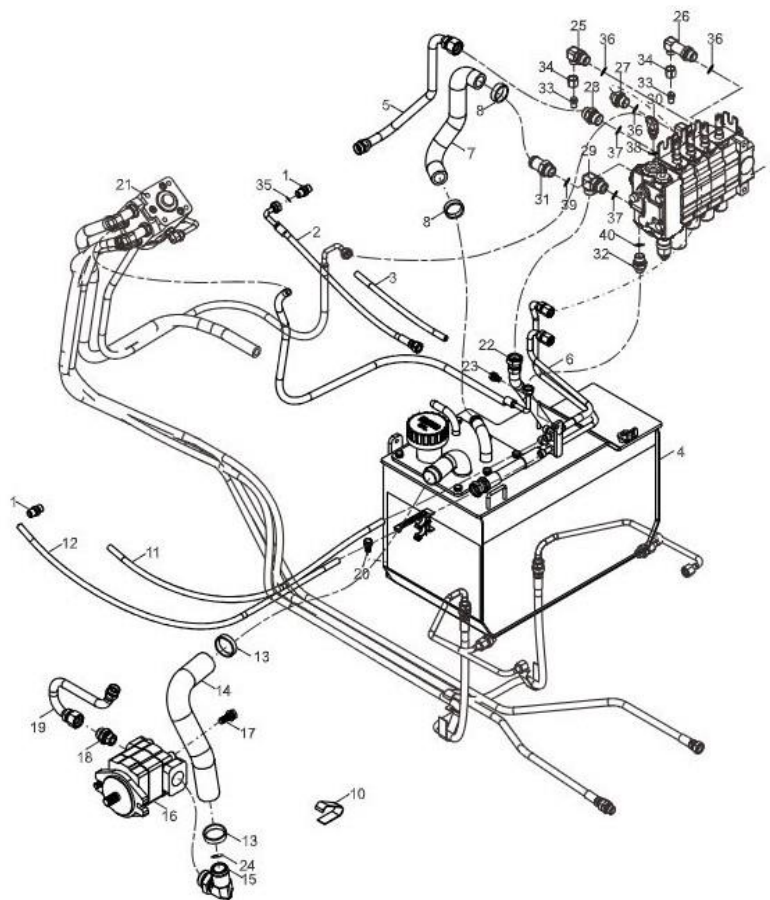
序号 No.	零部件代号 Part No.	版本 Edition	名称 Part name	数量 Q'ty	备注 Remark

A6BD7-60001 04 Hydraulic pipeline system

A6BD7-60001 04 液压管路系统



A6BD7-60001 04 Hydraulic pipeline system							
A6BD7-60001 04 液压管路系统							
序号 No.	零部件代号 Part No.	版本 Edition	名称 Part name		数量 Q'ty	备注 Remark	
1	G7B37-63001	02	Straight joint	直通接头	4	HRG7B3760 1, Metric	HRG7B3760 1,公制
1	JT8021-96201	01	Straight joint	直通接头	4	SAE,include 35	美制用,包含 件 35
2	Z9701- 8A04614L07	00	Hose H.P.	高压胶管 φ 8 I x460	1	Metric	公制用
2	Z7801- 0804614L07	00	Hose H.P.	高压胶管 φ 8 II x460	1	SAE	美制用
3	Z9701- 8A03214L07	00	Hose H.P.	高压胶管 φ 8 I x320	1	Metric	公制用
3	Z7801- 0803214L07	00	Hose H.P.	高压胶管 φ 8 I x320	1	SAE	美制用
4	A0FM7-60201	00	Hydraulic fluid chamber	液压油箱附件总成	1		
5	G7B37-60721	01	Hoisting steel pipe	起升钢管总成	1		
5	E7B37-60721	00	Hoisting steel pipe	起升钢管总成	1	SAE	美制用
6	G7B37-60821	00	Tilt steel tube	倾斜钢管总成	1		
6	E7B37-60821	00	Tilt steel tube	倾斜钢管总成	1	SAE	美制用
7	G7B37-62341	01	Multi way valve return pipe	多路阀回油管	1		
8	Z4592-20032	00	Clamp	德式喉箍 20-32	2		
9	A7B37-31201	00	Control valve	多路阀(两片)	1	HRA0FM73 01	HRA0FM73 01
9	A7B37-31301	00	Control valve	多路阀 (三片)	1	HRA0FM73 01	HRA0FM73 01
9	A7B37-31401	00	Control valve	多路阀 (四片)	1	HRA0FM73 01	HRA0FM73 01
9	A0FM7-30201	00	Control valve	多路阀	1	HRA0FM73 01	HRA0FM73 01
9	A0FM7-30301	00	Control valve	多路阀	1	HRA0FM73 01	HRA0FM73 01
9	A0FM7-30401	00	Control valve	多路阀	1	HRA0FM73 01	HRA0FM73 01
10	23656-13741	05	Clip	管卡	1		
11	Z9701- 8A07214L07	00	Hose H.P.	高压胶管 φ 8 I x720	1	Metric	公制用
11	Z7801- 0807214L07	00	Hose H.P.	高压胶管 φ 8 I x720	1	SAE	美制用
12	Z9701- 8A08614L07	00	Hose H.P.	高压胶管 φ 8 I x860	1	Metric	公制用
12	Z7801- 0808614L07	00	Hose H.P.	高压胶管	1	SAE	美制用
13	Z4592-30045	00	German throat band	德式喉箍 30~45	2		
14	G7B37-62271	02	Hose	泵吸油管	1		
15	JT7022-10031B	00	Right angle joint	直角接头	1	Include 24	包含 24
16	G7B37-10201	01	Pump	齿轮泵(18R)	1		
16	A6BD7-10201	00	Pump	齿轮泵(20R)	1	For 1.8-2T	1.8-2T 用
17	B0530-10030-X	00	Combination bolt M10x1.25x30	组合螺栓 M10x1.25x30	2	GB5786,GB 93,GB97.1	GB5786,GB 93,GB97.1
18	G7B37-63011	02	Straight joint	直通接头	1	HRG7B3760 1	HRG7B3760 1

A6BD7-60001 04 Hydraulic pipeline system**A6BD7-60001 04 液压管路系统**

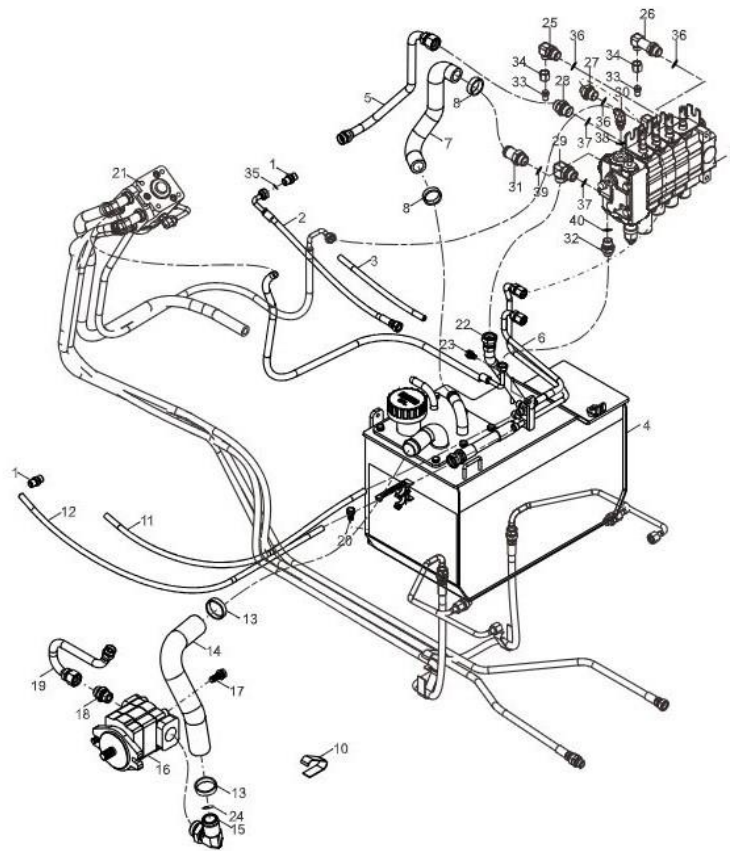
A6BD7-60001 04 Hydraulic pipeline system

A6BD7-60001 04 液压管路系统

序号 No.	零部件代号 Part No.	版本 Edition	名称 Part name		数量 Q'ty	备注 Remark	
19	G7B37-61001	01	Steel pipe ass'y	泵出油钢管总成	1		
19	E7B37-61001	00	Steel pipe ass'y	泵出油钢管总成	1	SAE	美制用
20	B0330-08020-X	00	Combined bolt	组合螺栓 M8x20	3	GB/T 9074.17-88	GB/T 9074.17-88
21	A6BD7-60201	03	Hydraulic steering piping system	液压转向管路系统	1		
22	G7B37-60901	01	Hose	泵出油胶管总成	1		
22	E7B37-60901	00	Hose	泵出油胶管总成	1	SAE	美制用
23	B0330-08016-X	00	Combined bolt	组合螺栓 M8x16	1	GB/T 9074.17-88	GB/T 9074.17-88
24	Z6005-02873	00	O-ring	O 型密封圈 P29:28.7x3.5	1	JIS B2402	JIS B2402
25	JT6022-20181	02	Right angle joint	直角接头	1	Three- throw, Metric, include 36	三片阀, 公制, 包含件 36
25	JT6022-20181	02	Right angle joint	直角接头	2	Four- throw, Metric	四片阀, 公制
25	JT8022-96031	04	Right angle joint	直角接头	1	Three- throw, SAE, i nclude 36	三片阀, 美制, 包含件 36
25	JT8022-96031	04	Right angle joint	直角接头	2	Four- throw, SAE	四片阀, 美制
26	JT6022-20191	02	Right angle joint	直角接头	1	Three- throw, Metric, include 36	三片阀, 公制, 包含件 36
26	JT6022-20191	02	Right angle joint	直角接头	2	Four- throw, Metric	四片阀, 公制
26	JT8022-96041	04	Right angle joint	直角接头	1	Three- throw, SAE, i nclude 36	三片阀, 美制, 包含件 36
26	JT8022-96041	04	Right angle joint	直角接头	2	Four- throw, SAE	四片阀, 美制
27	JT6021-20151	00	Straight joint	直通接头	2	Inc. part 36	包含件 36
28	JT6021-22181	02	Straight joint	直通接头	1	Inc. part 37	包含件 37
29	JT6022-22351	00	Right angle joint	直角接头	1	Metric, includ e 37	公制, 包含件 37
29	JT8022-34181	03	Right angle joint	直角接头	1	SAE, include 37	美制, 包含件 37
30	G7B37-63501	00	Straight joint	直通接头	1	HRG7B3760 2, Metric	HRG7B3760 2, 公制
30	JT8022-96091	02	Right angle joint	直角接头	1	SAE, include 38	美制, 包含件 38
31	JT6021-22451	01	Straight joint	直通接头	1	Inc. part 39	包含件 39
32	JT6021-18031	01	Straight joint	直通接头	1	Inc. part 40	包含件 40
32	JT8021-96041	02	Straight joint	直通接头	1	Inc. part 40	包含件 40
33	G7B37-62141	00	Plug	24° 锥堵头	2	Three- throw, Metric	三片阀, 公制
33	G7B37-62141	00	Plug	24° 锥堵头	4	Four- throw, Metric	四片阀, 公制
33	E12A7-60251	01	Plug	堵头	2	Three- throw, SAE	三片阀, 美制
33	E12A7-60251	01	Plug	堵头	4	Four- throw, SAE	四片阀, 美制

A6BD7-60001 04 Hydraulic pipeline system

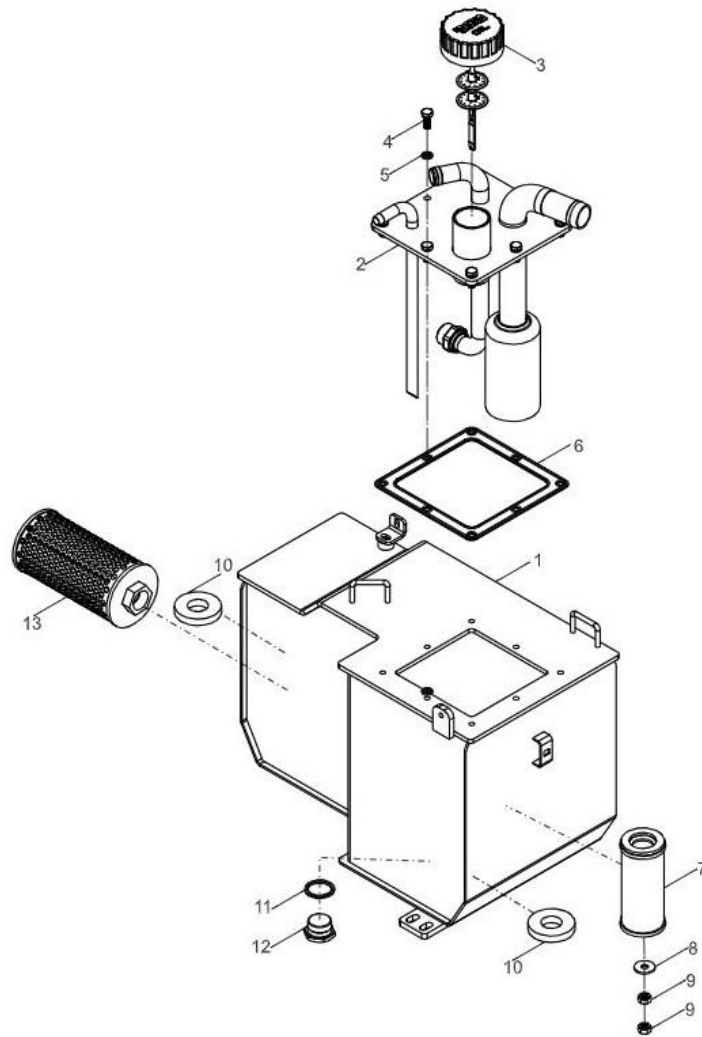
A6BD7-60001 04 液压管路系统

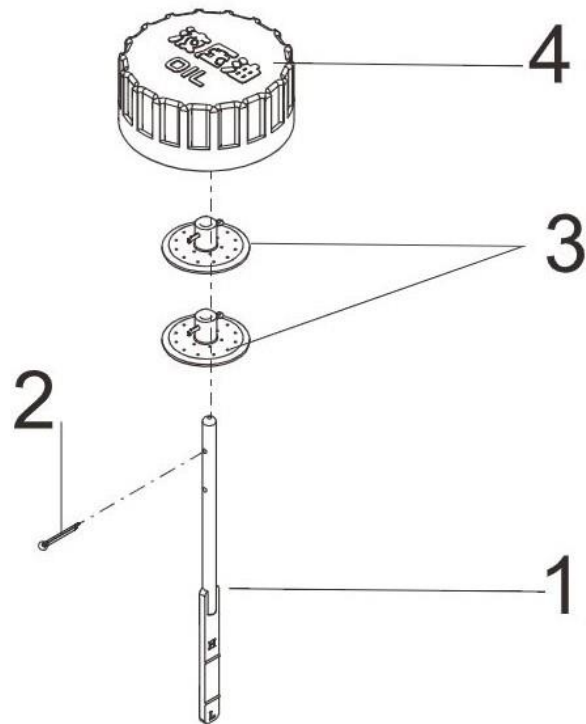


A6BD7-60001 04 Hydraulic pipeline system

A6BD7-60001 04 液压管路系统

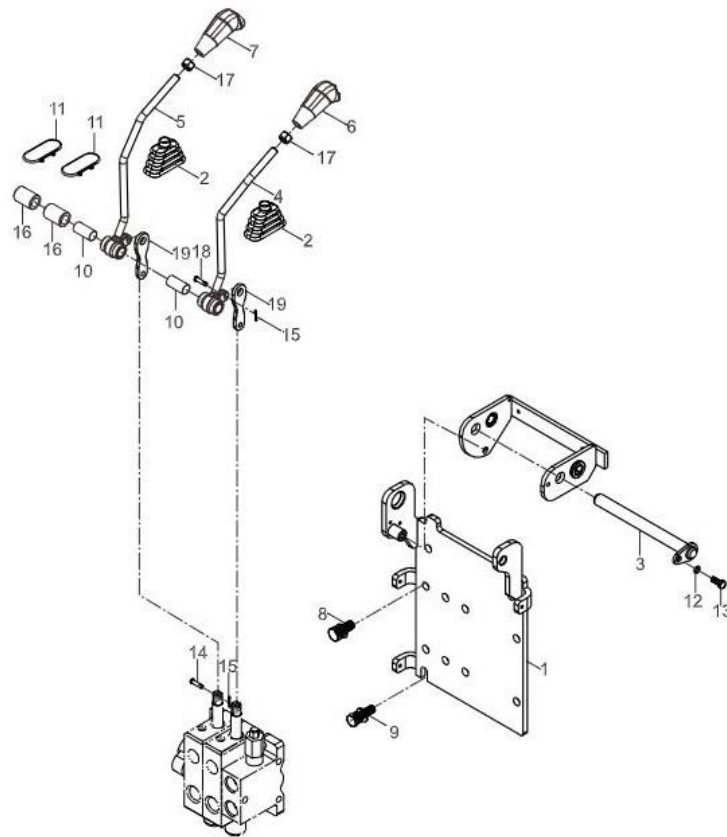
序号 No.	零部件代号 Part No.	版本 Edition	名称 Part name		数量 Q'ty	备注 Remark	
34	G7B37-62261	00	M16 Nut	M16 螺母	2	Three-throw,Metric	三片阀,公制
34	G7B37-62261	00	M16 Nut	M16 螺母	4	Four-throw,Metric	四片阀,公制
35	Z6006-01082	00	O-ring P11:10.8x2.4	O型密封圈 P11:10.8x2.4	4	JIS B2402	JIS B2402
36	Z6006-01782	00	O-ring	O型密封圈 17.8x2.4	4	JIS B2402	JIS B2402
37	Z6006-01982	00	O-ring P20:19.8x2.4	O型密封圈 P20:19.8x2.4	2	JIS B2402	JIS B2402
38	Z6006-00982	00	O-ring P10A:9.8x2.4	O型密封圈 P10A:9.8x2.4	1	JIS B2402	JIS B2402
39	Z6005-01982	00	O-ring P20:19.8x2.4	O型密封圈 P20:19.8x2.4	1	JIS B2402	JIS B2402
40	Z6006-01582	00	O-ring P16:15.8x2.4	O型密封圈 P16:15.8x2.4	1	JIS B2402	JIS B2402

A0FM7-60201 00 Hydraulic fluid chamber**A0FM7-60201 00 液压油箱附件总成**

K0U07-60221S 02 Cap ass'y**K0U07-60221S 02 加油盖总成**

GC737-40021 02 Two piece throw valve control linkage

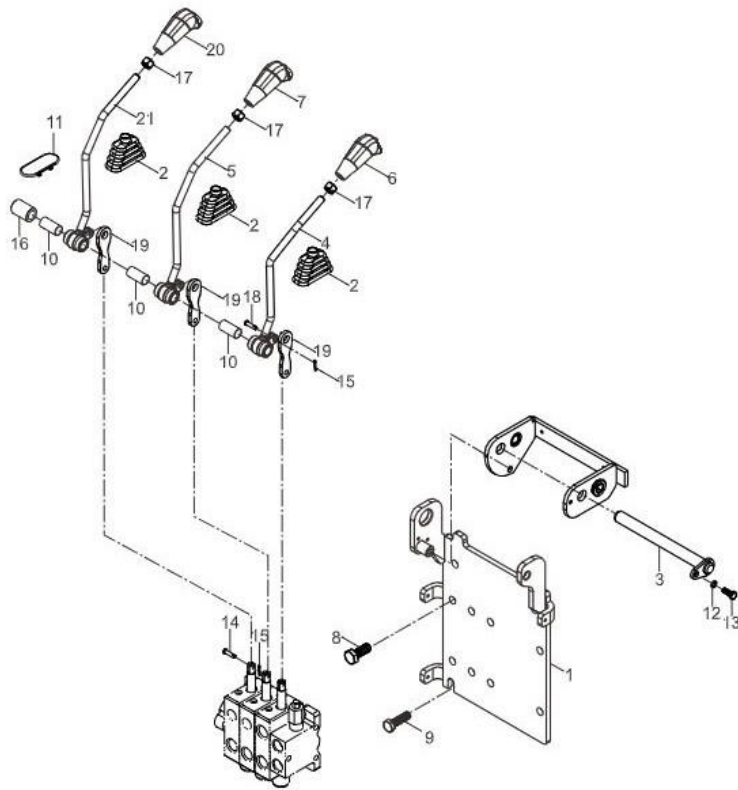
GC737-40021 02 两片阀操纵总成



GC737-40021 02 Two piece throw valve control linkage

GC737-40021 02 两片阀操纵总成

序号 No.	零部件代号 Part No.	版本 Edition	名称 Part name		数量 Q'ty	备注 Remark	
1	G7B37-40201	04	Bracket	多路阀安装支架	1		
2	H2MD7-52231	02	Rubber	操纵杆橡胶垫	2		
3	A77B7-40601	00	Shaft	轴总成	1		
4	GC737-40211	00	The first control knob	第一片操纵手柄	1	HRGC73740 2, Include 10	HRGC73740 2,包含 10
5	GC737-40221	00	The second control knob	第二片操纵手柄	1	HRGC73740 2, Include 10	HRGC73740 2,包含 10
6	G27Z7-42001	01	Knob, lift	升降手柄	1	HRG27Z742 1	HRG27Z742 1
7	G27Z7-42011	01	Knob, lever	倾斜手柄	1	HRG27Z742 1	HRG27Z742 1
8	B0530-10025-X	00	Combined bolt M10x1.25x25	组合螺栓 M10x1.25x25	3	GB5786, GB 93, GB97.1	GB5786, GB 93, GB97.1
9	B0330-10030-X	00	Combined bolt	组合螺栓 M10x30	3	GB/T9074.1 7-88	GB/T9074.1 7-88
10	23457-42101	01	Bushing	衬套	2		
11	AE776-42241C	00	Cover plate	盖板	2		
12	B5050-00006	00	Washer, lock	垫圈 6	1	GB93-87	GB93-87
13	B0330-06016	00	Bolt	螺栓 M6x16	1	GB5783-86	GB5783-86
14	22717-40061	02	Screw	销钉	2		
15	B3010-02012	00	Pin	销 2x12	4	GB91-86	GB91-86
16	23657-42131	00	Sleeve	调节套	2		
17	B4023-00012	00	Nut	螺母 M12	2	GB6184-86	GB6184-86
18	A7S37-42171	00	Screw	销钉	2		
19	G67Z7-42081	01	Rod	拉杆	2		

GC737-40031 02 Three piece throw valve control linkage**GC737-40031 02 三片阀操纵总成**

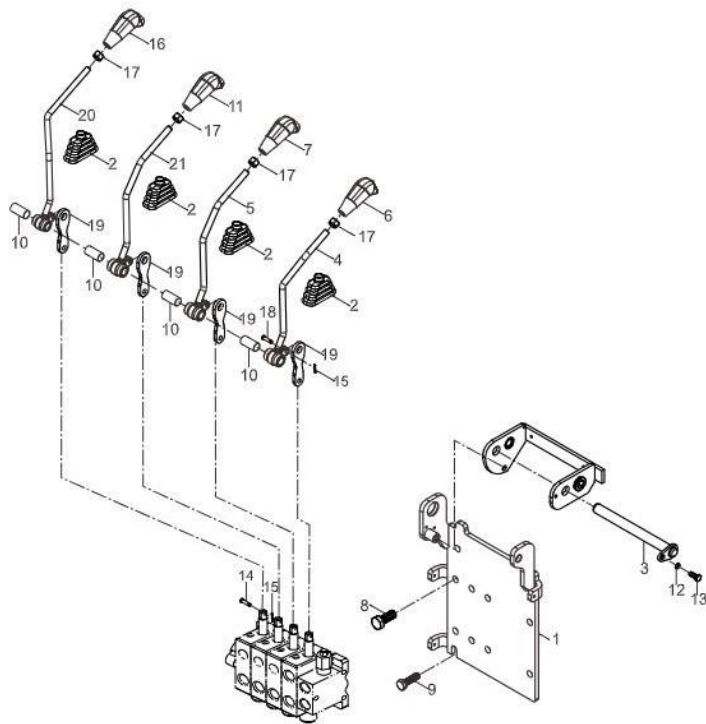
GC737-40031 02 Three piece throw valve control linkage

GC737-40031 02 三片阀操纵总成

序号 No.	零部件代号 Part No.	版本 Edition	名称 Part name		数量 Q'ty	备注 Remark	
1	G7B37-40201	04	Bracket	多路阀安装支架	1		
2	H2MD7-52231	02	Rubber	操纵杆橡胶垫	3		
3	A77B7-40601	00	Shaft	轴总成	1		
4	GC737-40211	00	The first control knob	第一片操纵手柄	1	HRGC73740 2, Include 10	HRGC73740 2,包含 10
5	GC737-40221	00	The second control knob	第二片操纵手柄	1	HRGC73740 2, Include 10	HRGC73740 2,包含 10
6	G27Z7-42001	01	Knob, lift	升降手柄	1	HRG27Z742 1	HRG27Z742 1
7	G27Z7-42011	01	Knob, lever	倾斜手柄	1	HRG27Z742 1	HRG27Z742 1
8	B0530-10025-X	00	Combined bolt M10x1.25x25	组合螺栓 M10x1.25x25	3	GB5786, GB 93, GB97.1	GB5786, GB 93, GB97.1
9	B0330-10030-X	00	Combined bolt	组合螺栓 M10x30	3	GB/T9074.1 7-88	GB/T9074.1 7-88
10	23457-42101	01	Bushing	衬套	3		
11	AE776-42241C	00	Cover plate	盖板	1		
12	B5050-00006	00	Washer, lock	垫圈 6	1	GB93-87	GB93-87
13	B0330-06016	00	Bolt	螺栓 M6x16	1	GB5783-86	GB5783-86
14	22717-40061	02	Screw	销钉	3		
15	B3010-02012	00	Pin	销 2x12	7	GB91-86	GB91-86
16	23657-42131	00	Sleeve	调节套	1		
17	B4023-00012	00	Nut	螺母 M12	3	GB6184-86	GB6184-86
18	A7S37-42171	00	Screw	销钉	3		
19	G67Z7-42081	01	Rod	拉杆	3		
20	G27Z7-19611	00	Knob, side-shift	侧移手柄	1	HRG27Z742 1	HRG27Z742 1
21	GC737-40231	00	The third control knob	第三片操纵手柄	1	HRGC73740 2, Include 10	HRGC73740 2,包含 10

GC737-40041 02 Four piece throw valve control linkage

GC737-40041 02 四片阀操纵总成



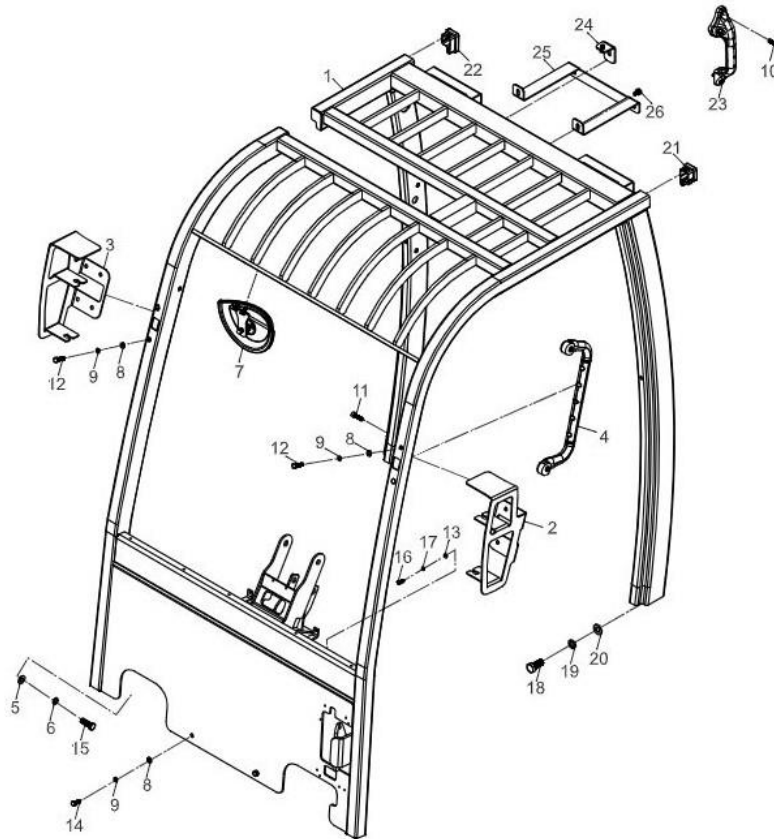
GC737-40041 02 Four piece throw valve control linkage

GC737-40041 02 四片阀操纵总成

序号 No.	零部件代号 Part No.	版本 Edition	名称 Part name		数量 Q'ty	备注 Remark	
1	G7B37-40201	04	Bracket	多路阀安装支架	1		
2	H2MD7-52231	02	Rubber	操纵杆橡胶垫	4		
3	A77B7-40601	00	Shaft	轴总成	1		
4	GC737-40211	00	The first control knob	第一片操纵手柄	1	HRGC73740 2, Include 10	HRGC73740 2,包含 10
5	GC737-40221	00	The second control knob	第二片操纵手柄	1	HRGC73740 2, Include 10	HRGC73740 2,包含 10
6	G27Z7-42001	01	Knob,lift	升降手柄	1	HRG27Z742 1	HRG27Z742 1
7	G27Z7-42011	01	Knob,lever	倾斜手柄	1	HRG27Z742 1	HRG27Z742 1
8	B0530-10025-X	00	Combined bolt M10x1.25x25	组合螺栓 M10x1.25x25	3	GB5786,GB 93, GB97.1	GB5786,GB 93, GB97.1
9	B0330-10030-X	00	Combined bolt	组合螺栓 M10x30	3	GB/T9074.1 7-88	GB/T9074.1 7-88
10	23457-42101	01	Bushing	衬套	4		
11	G27Z7-19611	00	Knob,side-shift	侧移手柄	1	HRG27Z742 1	HRG27Z742 1
12	B5050-00006	00	Washer,lock	垫圈 6	1	GB93-87	GB93-87
13	B0330-06016	00	Bolt	螺栓 M6x16	1	GB5783-86	GB5783-86
14	22717-40061	02	Screw	销钉	4		
15	B3010-02012	00	Pin	销 2x12	8	GB91-86	GB91-86
16	G27Z7-19601	00	Knob,lever	手柄	1	HRG27Z742 1	HRG27Z742 1
17	B4023-00012	00	Nut	螺母 M12	4	GB6184-86	GB6184-86
18	A7S37-42171	00	Screw	销钉	4		
19	G67Z7-42081	01	Rod	拉杆	4		
20	GC737-40231	00	The third control knob	第三片操纵手柄	1	HRGC73740 2, Include 10	HRGC73740 2,包含 10
21	GC737-40241	00	The fourth control knob	第四片操纵手柄	1	HRGC73740 2, Include 10	HRGC73740 2,包含 10

AEH75-10001 02 Roof guard assembly

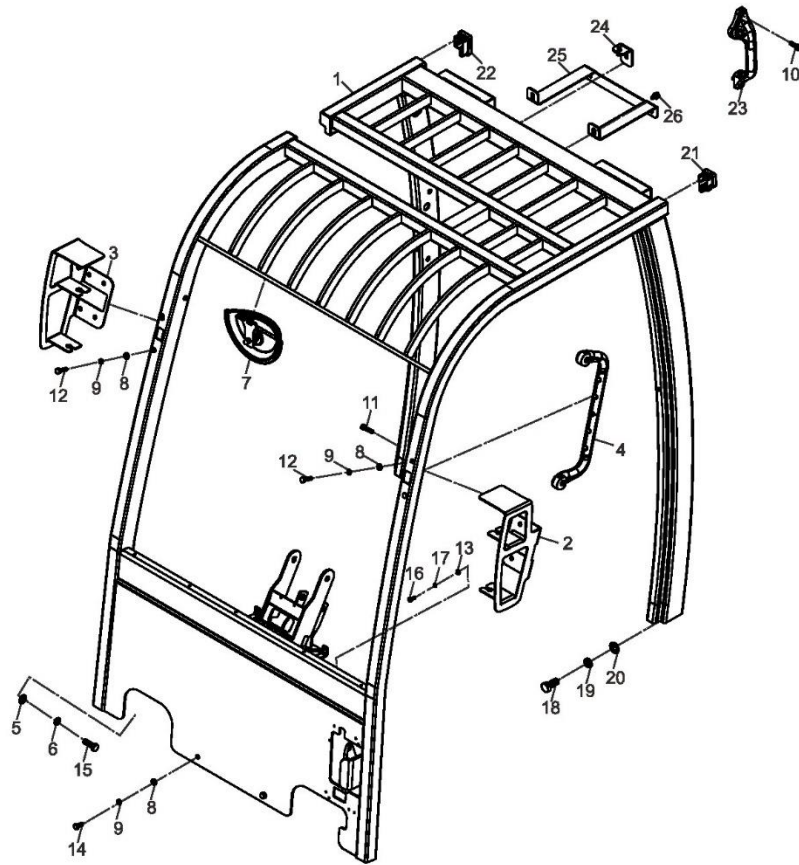
AEH75-10001 02 护顶架总成

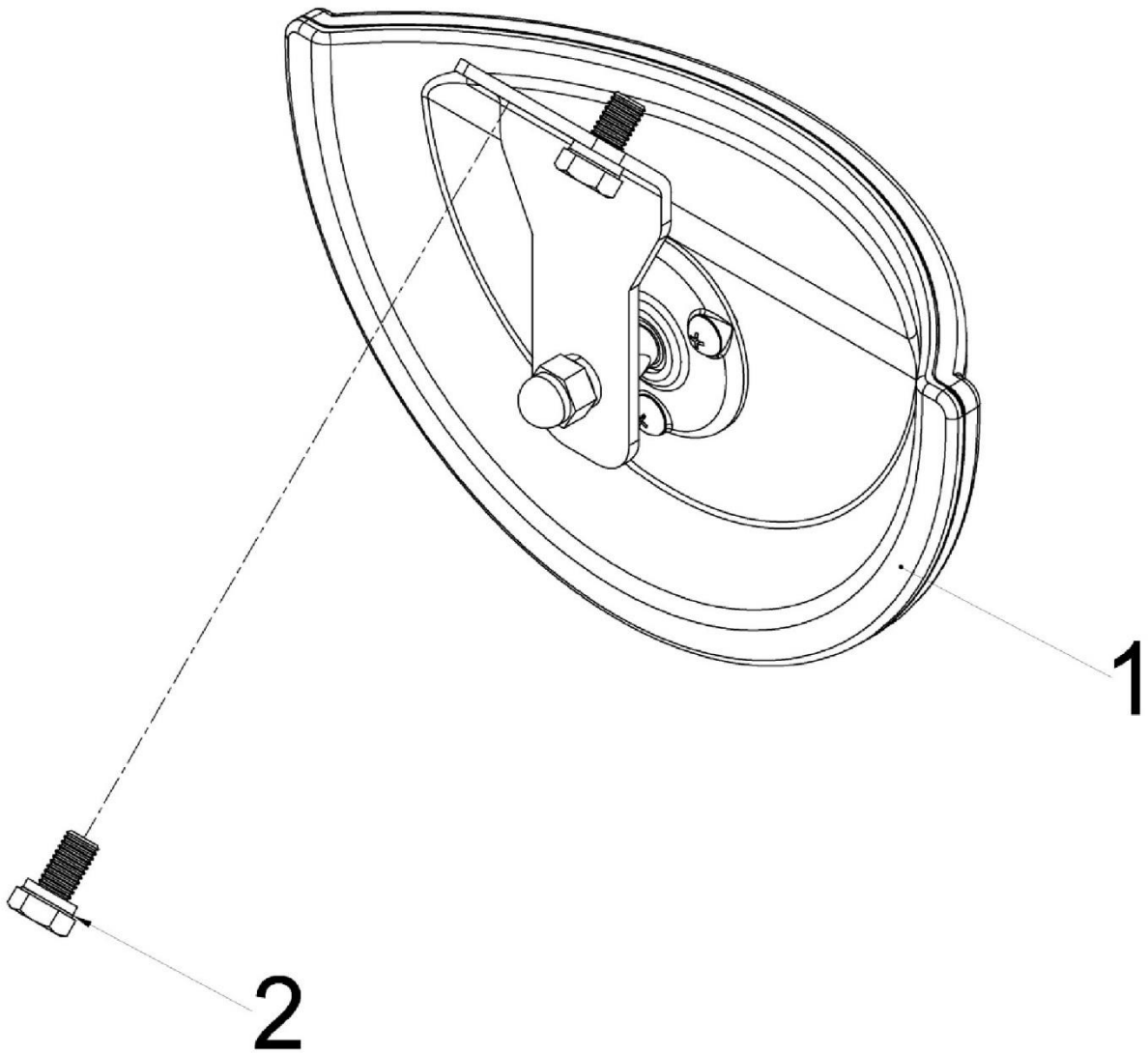


AEH75-10001 02 Roof guard assembly							
AEH75-10001 02 护顶架总成							
序号 No.	零部件代号 Part No.	版本 Edition	名称 Part name		数量 Q'ty	备注 Remark	
1	AEH75-10011HD	00	Overhead guard	护顶架	1	For the rear windshield	用于后挡风玻璃
1	AEH75-10011QD	00	Overhead guard	护顶架	1	For the front windshield	用于装前挡风玻璃
1	AEH75-10011QH	00	Overhead guard	护顶架	1	For front and rear windshields	用于装前后挡风类玻璃
1	AEH75-10011JSS	00	Overhead guard	护顶架	1	For cab	用于装驾驶室
1	AEH75-10011	01	Overhead guard	护顶架	1		
1	AEH75-10011A	01	Overhead guard	护顶架	1	For rear light, fire extinguisher & fan	用于装后工作灯, 灭火器和风扇
2	A6S55-10421	02	Handle, grip	把手总成	1		
3	AEH75-12081	00	Guard, front lamp R.H.	右灯架	1		
4	AEH75-12071	00	Guard, front lamp L.H.	左灯架	1		
5	AP615-12251	02	Cover	边管罩左	1		
6	AP615-12261	00	Cover	边管罩右	1		
7	H2MD5-11001	03	Backup, mirror	后视镜安装总成	1		
8	B5310-00012	00	Washer	垫圈 12	4	GB97.1-85	GB97.1-85
9	B5050-00012	00	Washer	垫圈 12	4	GB93-87	GB93-87
10	B5310-00008	00	Washer	垫圈 8	6	GB97.1-85	GB97.1-85
11	B5050-00008	00	Washer	垫圈 8	6	GB93-87	GB93-87
12	B8030-08030	00	Screw	螺钉 M8x30	2	GB70-85	GB70-85
13	B0330-08030	00	Bolt	螺栓 M8x30	4	GB5783-86	GB5783-86
14	B0330-08020	00	Bolt	螺栓 M8x20	2	GB5783-86	GB5783-86
15	B0530-12035	00	Bolt M12x1.25x35	螺栓 M12x1.25x35	4	GB5786-86	GB5786-86
16	B0330-06016	00	Bolt	螺栓 M6x16	2	GB5783-86	GB5783-86
17	B5050-00006	00	Washer, lock	垫圈 6	2	GB93-87	GB93-87
18	B0530-16035	00	Bolt M16x1.5x35	螺栓 M16x1.5x35	4	GB5786-86	GB5786-86
19	B5050-00016	00	Washer	垫圈 16	4	GB93-87	GB93-87
20	B5310-00016	00	Washer	垫圈 16	4	GB97.1-85	GB97.1-85
21	B5310-00006	00	Washer, lock	垫圈 6	2	GB97.1-85	GB97.1-85
22	A7BZ5-11021	00	Bracket	牌照支架总成	2		
23	AE675-10311	01	Handle, grip	后把手总成	1		
24	B8030-08025	00	Screw M8x25	螺钉 M8x25	2	GB70-85	GB70-85
25	A7BZ5-12701	00	Bracket	牌照 Z 型支架	1		

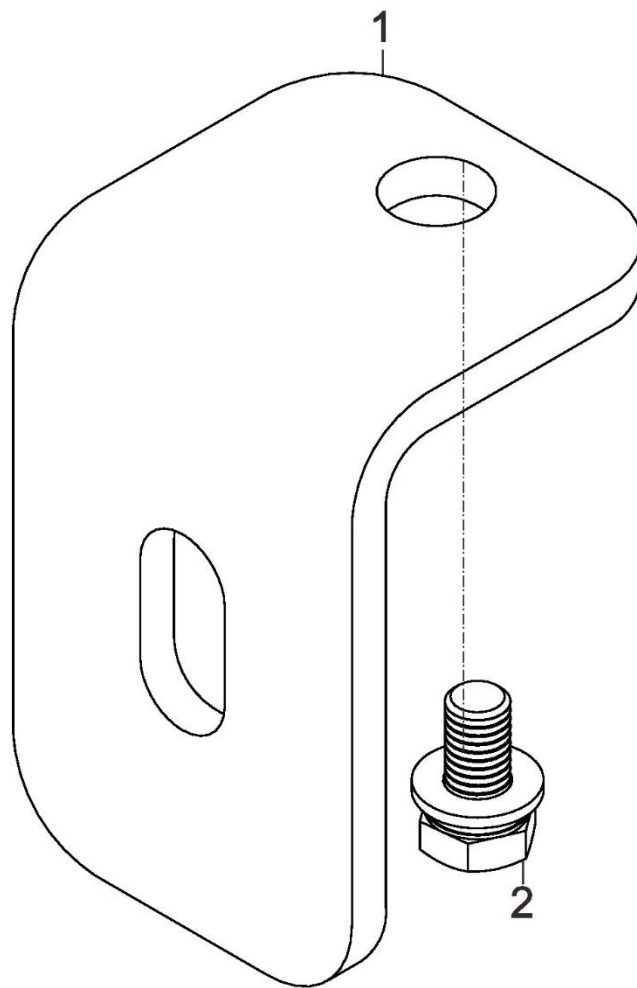
AEH75-10001 02 Roof guard assembly

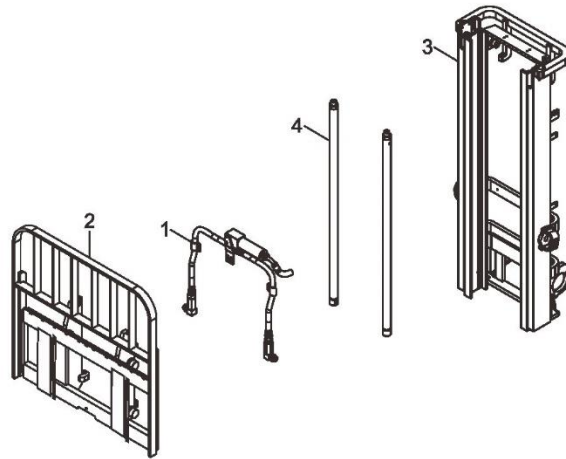
AEH75-10001 02 护顶架总成



H2MD5-11001 03 Backup,mirror**H2MD5-11001 03 后视镜安装总成**

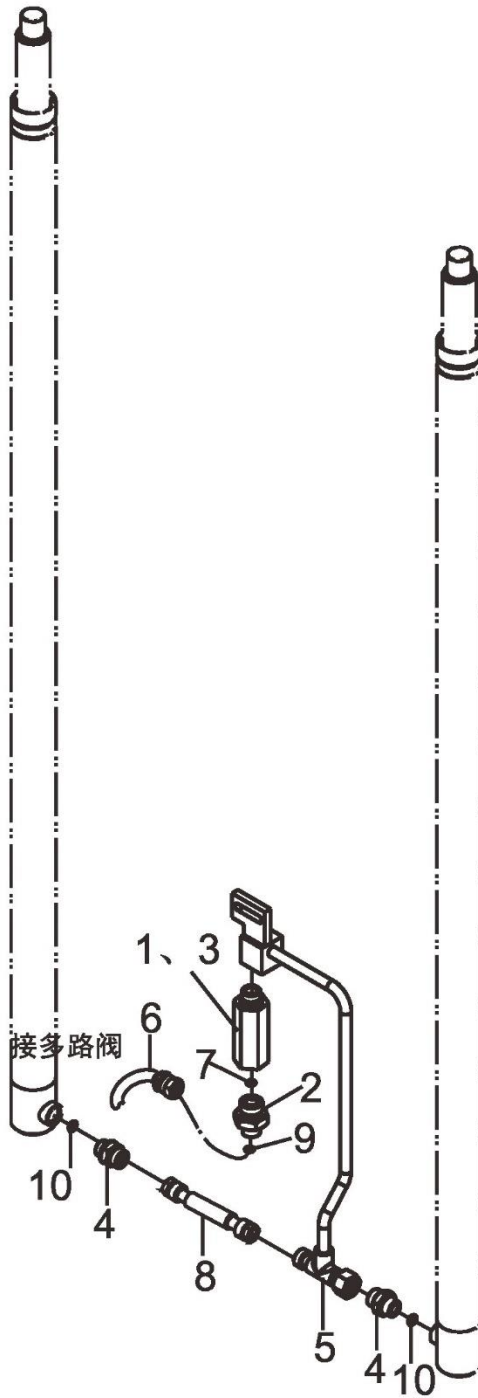
H2MD5-11001 03 Backup,mirror							
H2MD5-11001 03 后视镜安装总成							
序号 No.	零部件代号 Part No.	版本 Edition	名称 Part name		数量 Q'ty	备注 Remark	
1	H1M56-41511	01	Backup,mirror ass'y	广角后视镜总成	1		
2	B0330-08016-X1	00	Combined bolt	组合螺栓 M8x16	2	GB/T9074.1 5-88	GB/T9074.1 5-88

A7BZ5-11021 00 Bracket**A7BZ5-11021 00 牌照支架总成**

HRDG2C8001 02 Lifting system(normal mast)**HRDG2C8001 02 起重系统(M)**

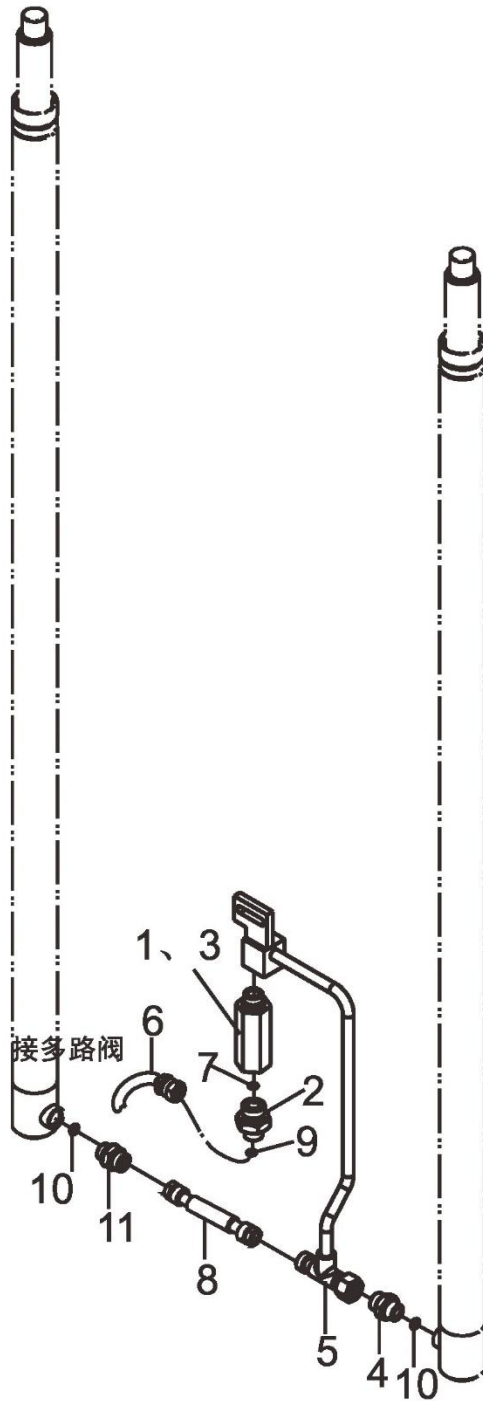
HRD7B38601 04 Mast hydraulic system

HRD7B38601 04 门架管路系统



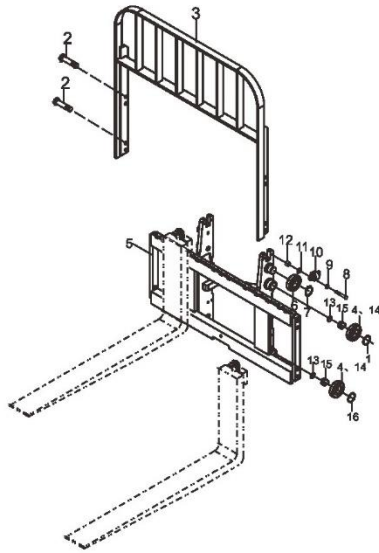
HRD7B38602 00 Mast hydraulic system

HRD7B38602 00 门架管路系统(M 美制)



HRDG2C8001-1 01 Lift bracket & backrest

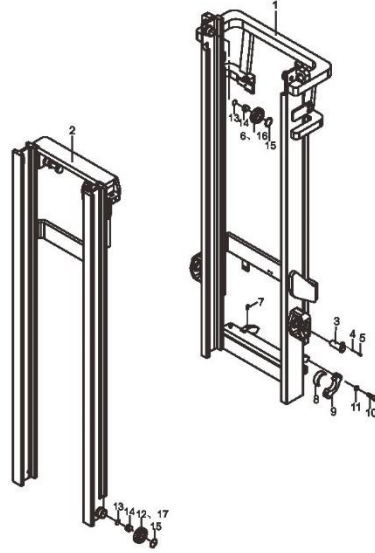
HRDG2C8001-1 01 货叉架及挡货架



HRDG2C8001-1 01 Lift bracket & backrest							
HRDG2C8001-1 01 货叉架及挡货架							
序号 No.	零部件代号 Part No.	版本 Edition	名称 Part name		数量 Q'ty	备注 Remark	
1	B6150-00045	00	Snap ring 45	挡圈 45	8	GB894.1-86	GB894.1-86
2	B0330-14030-X1	00	Combined bolt M14x30	组合螺栓 M14x30	8	GB5783,GB93	GB5783,GB93
3	DJ678-20001	00	Backrest	挡货架	1	1.5-1.6t	1.5-1.6t
3	D7DH8-40001	00	2-2.5t Backrest	2-2.5t 挡货架	1	1.8-2.0t	1.8-2.0t
4	DS2K8-42071	01	Roller	滚轮总成	4	Include 1,13-15	包含 1,13-15
5	D7B38-30911	08	Lift bracket assembly	货叉架总成	1	1.5-1.6t	1.5-1.6t
5	D7B38-30921	09	Lift bracket assembly	货叉架总成	1	1.8-2.0t	1.8-2.0t
6	D10P8-00401	02	End roller	主滚轮	2		
7	B6150-00035	00	Snap ring	挡圈 35	2	GB894.1-86	GB894.1-86
8	B0230-08040	00	Bolt M8x40	螺栓 M8x40	4	GB5782-86	GB5782-86
9	B5050-00008	00	Washer	垫圈 8	4	GB93-87	GB93-87
10	D10P8-00501	00	Side roller	侧滚轮	2		
11	D10P8-03001	01	Washer	垫片	4	HRD10P8005	HRD10P8005
11	D10P8-03011	01	Washer	垫片	4	HRD10P8005	HRD10P8005
11	D10P8-03021	01	Washer	垫片	4	HRD10P8005	HRD10P8005
12	D10P8-02061	01	Spacer	垫块 2	4	HRD10P8003	HRD10P8003
13	TP033X0.50	00	Shim	调整垫片	4		
14	DS2K8-43071	00	End roller	主滚轮	4		
15	DS2K8-34021	00	Side roller	侧滚轮	4		

HRDG2C8001-2 01 Mast

HRDG2C8001-2 01 门架



门架选用件 (1.5-1.6T)
MAST OPTION TABLE

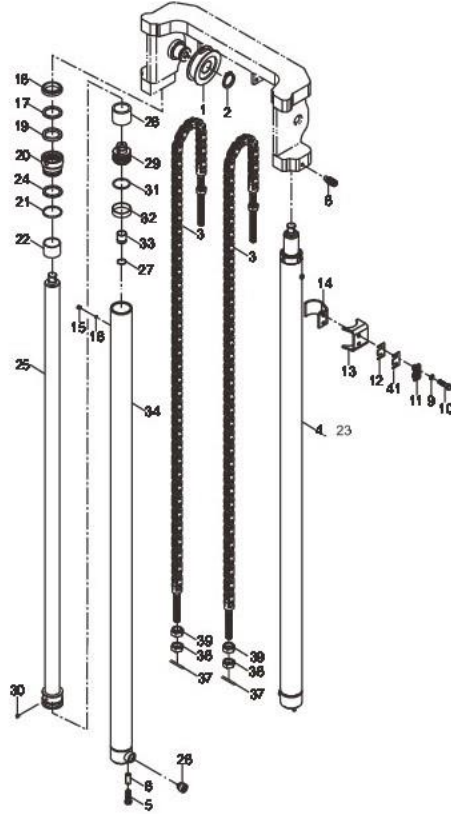
起升高度 LIFTING HEIGHT	外门架总成 OUTER OUTER	内门架总成 INNER OUTER	备注 REMARK
M200	D01CB-30001	D01CB-30201	
250	D01CB-30011	D01CB-30211	
300	D01CB-30021	D01CB-30221	
330	D01CB-30031	D01CB-30231	标配 STD
350	D01CB-30041	D01CB-30241	
370	D01CB-30051	D01CB-30251	
400	D01CB-30061	D01CB-30261	
425	D02CB-30071	D01CB-30271	
450	D02CB-30081	D01CB-30281	
500	D02CB-30091	D01CB-30291	
550	D02CB-30101	D02CB-30301	
600	D02CB-30111	D02CB-30301	

门架选用件 (1.8-2T)
MAST OPTION TABLE

起升高度 LIFTING HEIGHT	外门架总成 OUTER OUTER	内门架总成 INNER OUTER	备注 REMARK
M200	D02CB-30001	D01CB-30201	
250	D02CB-30011	D01CB-30211	
300	D02CB-30021	D01CB-30221	
330	D02CB-30031	D01CB-30231	标配 STD
350	D02CB-30041	D01CB-30241	
370	D02CB-30051	D01CB-30251	
400	D02CB-30061	D01CB-30261	
425	D02CB-30071	D02CB-30271	
450	D02CB-30081	D02CB-30281	
500	D02CB-30091	D02CB-30291	
550	D02CB-30101	D02CB-30301	
600	D02CB-30111	D02CB-30311	

HRD7B38401-1 04 Lift cylinder mounting

HRD7B38401-1 04 起升油缸安装图



起升油缸安装选用件
LIFT CYLINDER MOUNTING OPTION TABLE

起升高度 LIFTING HEIGHT	起升油缸左 LIFT CYLINDER L. H.	起升油缸右 LIFT CYLINDER R. H.	链条总成 CHAIN ASS'Y	备注 REMARK
M200	D67X8-40011L	D67X8-40011R	HRLH1234021-75	
250	D67X8-40021L	D67X8-40021R	HRLH1234021-87	
300	D67X8-40031L	D67X8-40031R	HRLH1234021-101	标准std
330	D67X8-40041L	D67X8-40041R	HRLH1234021-109	
350	D67X8-40051L	D67X8-40051R	HRLH1234021-115	
370	D67X8-40061L	D67X8-40061R	HRLH1234021-119	
400	D67X8-40071L	D67X8-40071R	HRLH1234021-129	
425	D67X8-40081L	D67X8-40081R	HRLH1234021-137	
450	D67X8-40091L	D67X8-40091R	HRLH1234021-143	
500	D67X8-40101L	D67X8-40101R	HRLH1234021-157	
550	D67X8-40111L	D67X8-40111R	HRLH1234021-171	
600	D67X8-40121L	D67X8-40121R	HRLH1234021-185	

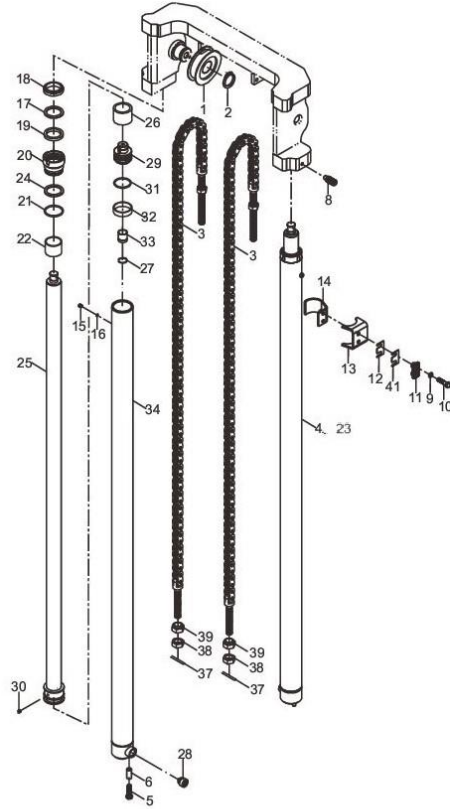
HRD7B38401-1 04 Lift cylinder mounting

HRD7B38401-1 04 起升油缸安装图

序号 No.	零部件代号 Part No.	版本 Edition	名称 Part name		数量 Q'ty	备注 Remark	
1	D2KD8-74011	01	Sheave	链轮	2		
2	B6150-00040	00	Snap ring	挡圈 40	2	GB894.1-86	GB894.1-86
3	HRLH1234021-N	02	Chain assembly	链条总成	2	See attached table, including 37-39	见附表,包含 37-39
4	HRD67X8402	03	Rear lift cylinder	后起升油缸	2	See table, 1.5-1.6t, inc.7,15-36	见附表,1.5-1.6t, 包含 7,15-36
5	B0530-12040	00	Bolt M12x1.25x40	螺栓 M12x1.25x40	2	GB5786-86	GB5786-86
6	D7B38-42031	00	Spacer	隔套	2		
7	Q/ZB220-77	00	Plug screw	六角螺塞 M10x1	2		
8	B8330-08020	00	Screw	螺钉 M8x20	2	GB79-85	GB79-85
9	B5050-00010	00	Washer	垫圈 10	4	GB93-87	GB93-87
10	B0230-10040	00	Bolt	螺栓 M10x40	4	GB5782-86	GB5782-86
11	DE778-42031	00	Cushion	减震块	2		
12	Q70B0-82121	01	Shim	调整垫片	8	HRQ70B080 4	HRQ70B080 4
13	D7B38-42011	05	Cylinder clamp	油缸固定卡 1	2		
14	D7B38-40201	02	Support	油缸固定卡	2		
15	B8032-05008	00	Screw	螺钉 M5X8	2		
16	Q70B0-82141	01	Washer	垫片	2		
17	23650-83531	00	Catch 50x40x3	挡片 50x40x3	2		
18	4630500	00	Dust ring 40x48x5.8	防尘圈 40x48x5.8	2		
19	23918-52161	00	U-ring	U 型圈	2		
20	DCQ045BL-02	00	Guide sleeve	导向套	2		
21	C0 0537	00	O-ring 47.5X2	O 型密封圈 47.5X2	2		
22	Z2112-04025	00	Bushing 4025	钢背轴承 4025	2		
23	D7B38402.1-00L	00	Cylinder body L.H	左缸体	1		
24	DCQ045BL-10	00	Catch 51X48X1.25	挡片 51X48X1.25	2		
25	HRD67X8402-01	00	Piston rod	柱塞杆	2		
26	D7W18402-03	00	Spacer	调整套	2		
27	GCQ045DL4-12	00	Sleeve	套	2		
28	LB3C-40	00	Valve	安全阀	2		
29	DH2K8-42041	00	Piston	活塞	2		

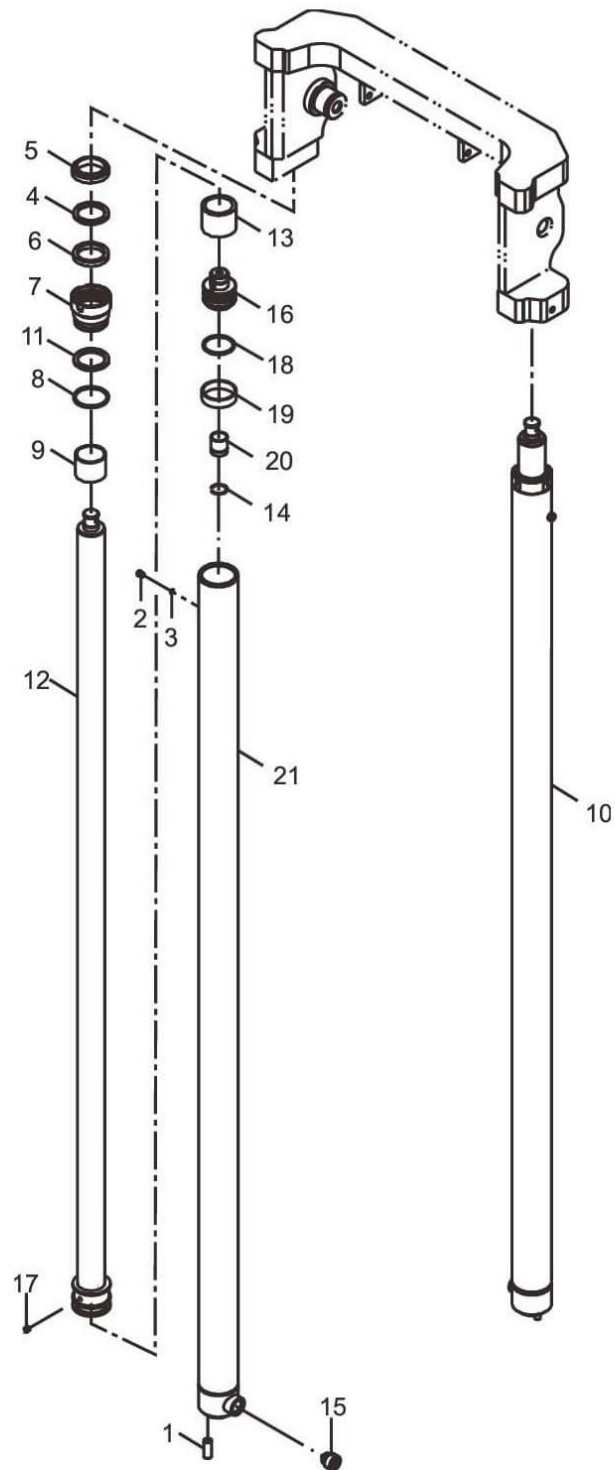
HRD7B38401-1 04 Lift cylinder mounting

HRD7B38401-1 04 起升油缸安装图



起升油缸安装选用件
LIFT CYLINDER MOUNTING OPTION TABLE

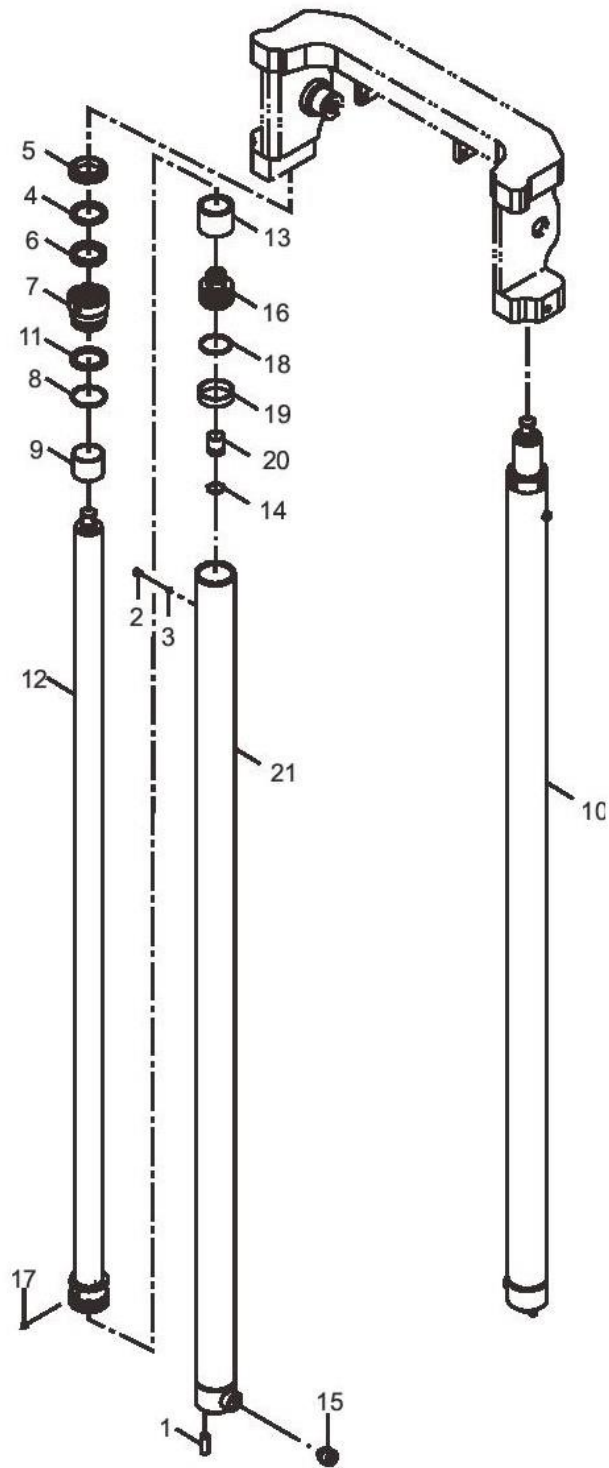
起升高度 LIFTING HEIGHT	起升油缸左 LIFT CYLINDER L. H.	起升油缸右 LIFT CYLINDER R. H.	链条总成 CHAIN ASS'Y	备注 REMARK
M200	D67X8-40011L	D67X8-40011R	HRLH1234021-75	
250	D67X8-40021L	D67X8-40021R	HRLH1234021-87	
300	D67X8-40031L	D67X8-40031R	HRLH1234021-101	标准std
330	D67X8-40041L	D67X8-40041R	HRLH1234021-109	
350	D67X8-40051L	D67X8-40051R	HRLH1234021-115	
370	D67X8-40061L	D67X8-40061R	HRLH1234021-119	
400	D67X8-40071L	D67X8-40071R	HRLH1234021-129	
425	D67X8-40081L	D67X8-40081R	HRLH1234021-137	
450	D67X8-40091L	D67X8-40091R	HRLH1234021-143	
500	D67X8-40101L	D67X8-40101R	HRLH1234021-157	
550	D67X8-40111L	D67X8-40111R	HRLH1234021-171	
600	D67X8-40121L	D67X8-40121R	HRLH1234021-185	

HRD67X8402 01 Rear lift cylinder**HRD67X8402 01 后起升油缸**

HRD67X8402 01 Rear lift cylinder

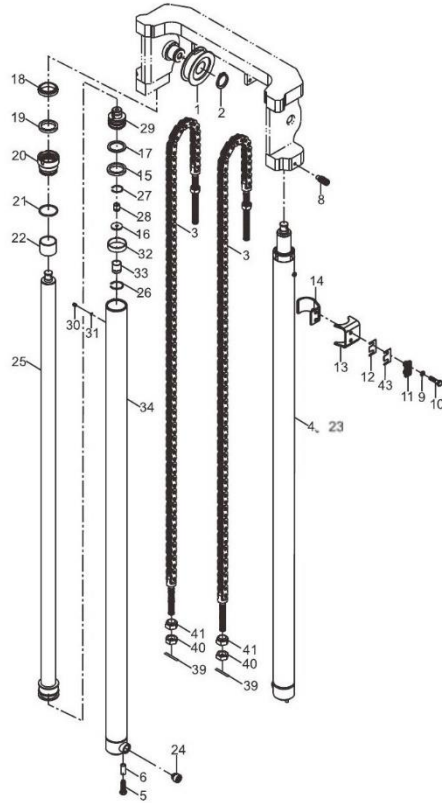
HRD67X8402 01 后起升油缸

序号 No.	零部件代号 Part No.	版本 Edition	名称 Part name		数量 Q'ty	备注 Remark	
0	D67X8-40011L	03	Rear lift cylinder	后起升油缸 (左)	2	HRD67X840 2/M200	HRD67X840 2/M200
0	D67X8-40021L	01	Rear lift cylinder	后起升油缸 (左)	2	HRD67X840 2/M250	HRD67X840 2/M250
0	D67X8-40031L	01	Rear lift cylinder	后起升油缸 (左)	2	HRD67X840 2/M300	HRD67X840 2/M300
0	D67X8-40041L	01	Rear lift cylinder	后起升油缸 (左)	2	HRD67X840 2/M330/ std	HRD67X840 2/M330/标准
0	D67X8-40051L	01	Rear lift cylinder	后起升油缸 (左)	2	HRD67X840 2/M350	HRD67X840 2/M350
0	D67X8-40061L	01	Rear lift cylinder	后起升油缸 (左)	2	HRD67X840 2/M370	HRD67X840 2/M370
0	D67X8-40071L	01	Rear lift cylinder	后起升油缸 (左)	2	HRD67X840 2/M400	HRD67X840 2/M400
0	D67X8-40081L	01	Rear lift cylinder	后起升油缸 (左)	2	HRD67X840 2/M425	HRD67X840 2/M425
0	D67X8-40091L	01	Rear lift cylinder	后起升油缸 (左)	2	HRD67X840 2/M450	HRD67X840 2/M450
0	D67X8-40101L	01	Rear lift cylinder	后起升油缸 (左)	2	HRD67X840 2/M500	HRD67X840 2/M500
0	D67X8-40111L	01	Rear lift cylinder	后起升油缸 (左)	2	HRD67X840 2/M550	HRD67X840 2/M550
0	D67X8-40121L	01	Rear lift cylinder	后起升油缸 (左)	2	HRD67X840 2/M600	HRD67X840 2/M600
0	D67X8-40011R	01	Rear lift cylinder	后起升油缸 (右)	2	HRD67X840 2/M200	HRD67X840 2/M200
0	D67X8-40021R	01	Rear lift cylinder	后起升油缸 (右)	2	HRD67X840 2/M250	HRD67X840 2/M250
0	D67X8-40031R	01	Rear lift cylinder	后起升油缸 (右)	2	HRD67X840 2/M300	HRD67X840 2/M300
0	D67X8-40041R	01	Rear lift cylinder	后起升油缸 (右)	2	HRD67X840 2/M330/ std	HRD67X840 2/M330/标准
0	D67X8-40051R	01	Rear lift cylinder	后起升油缸 (右)	2	HRD67X840 2/M350	HRD67X840 2/M350
0	D67X8-40061R	01	Rear lift cylinder	后起升油缸 (右)	2	HRD67X840 2/M370	HRD67X840 2/M370
0	D67X8-40071R	01	Rear lift cylinder	后起升油缸 (右)	2	HRD67X840 2/M400	HRD67X840 2/M400
0	D67X8-40081R	01	Rear lift cylinder	后起升油缸 (右)	2	HRD67X840 2/M425	HRD67X840 2/M425
0	D67X8-40091R	01	Rear lift cylinder	后起升油缸 (右)	2	HRD67X840 2/M450	HRD67X840 2/M450
0	D67X8-40101R	01	Rear lift cylinder	后起升油缸 (右)	2	HRD67X840 2/M500	HRD67X840 2/M500
0	D67X8-40111R	01	Rear lift cylinder	后起升油缸 (右)	2	HRD67X840 2/M550	HRD67X840 2/M550
0	D67X8-40121R	01	Rear lift cylinder	后起升油缸 (右)	2	HRD67X840 2/M600	HRD67X840 2/M600
1	B3130-10026	00	Pin	销 B10x26	2		
2	B8032-05008	00	Screw	螺钉 M5X8	2		
3	Q70B0-82141	01	Washer	垫片	2		
4	23650-83531	00	Catch 50x40x3	挡片 50x40x3	2		
5	4630500	00	Dust ring 40x48x5.8	防尘圈 40x48x5.8	2		
6	23918-52161	00	U-ring	U型圈	2		
7	DCQ045BL-02	00	Guide cap	导向套	2		

HRD67X8402 01 Rear lift cylinder**HRD67X8402 01 后起升油缸**

HRD7B38401-2 04 Lift cylinder mounting

HRD7B38401-2 04 起升油缸安装图



起升油缸安装选用件
LIFT CYLINDER MOUNTING OPTION TABLE

起升高度 LIFTING HEIGHT	起升油缸左 LIFT CYLINDER L. H.	起升油缸右 LIFT CYLINDER R. H.	链条总成 CHAIN ASS'Y	备注 REMARK
M200	D7B38-40011L	D7B38-40011R	HRLH1234021-75	
250	D7B38-40021L	D7B38-40021R	HRLH1234021-87	
300	D7B38-40031L	D7B38-40031R	HRLH1234021-101	标准std
330	D7B38-40041L	D7B38-40041R	HRLH1234021-109	
350	D7B38-40051L	D7B38-40051R	HRLH1234021-115	
370	D7B38-40061L	D7B38-40061R	HRLH1234021-119	
400	D7B38-40071L	D7B38-40071R	HRLH1234021-129	
425	D7B38-40081L	D7B38-40081R	HRLH1234021-137	
450	D7B38-40091L	D7B38-40091R	HRLH1234021-143	
500	D7B38-40101L	D7B38-40101R	HRLH1234021-157	
550	D7B38-40111L	D7B38-40111R	HRLH1234021-171	
600	D7B38-40121L	D7B38-40121R	HRLH1234021-185	

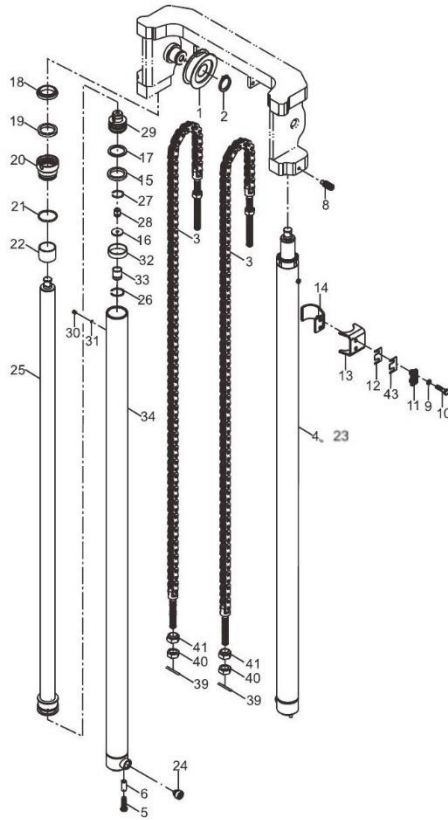
HRD7B38401-2 04 Lift cylinder mounting

HRD7B38401-2 04 起升油缸安装图

序号 No.	零部件代号 Part No.	版本 Edition	名称 Part name		数量 Q'ty	备注 Remark	
1	D2KD8-74011	01	Sheave	链轮	2		
2	B6150-00040	00	Snap ring	挡圈 40	2	GB894.1-86	GB894.1-86
3	HRLH1234021-N	02	Chain assembly	链条总成	2	See table, include 39-41	见附表, 包含 39-41
4	HRD7B38402	04	Lift cylinder	起升油缸	2	See table, 1.8-2t, inc. 7, 15-38	见附表 1.8-2t, 包含 7, 15-38
5	B0530-12040	00	Bolt M12x1.25x40	螺栓 M12x1.25x40	2	GB5786-86	GB5786-86
6	D7B38-42031	00	Spacer	隔套	2		
7	DCQ045BL-10	00	Catch 51X48X1.25	挡片 51X48X1.25	2		
8	B8330-08020	00	Screw	螺钉 M8x20	2	GB79-85	GB79-85
9	B5050-00010	00	Washer	垫圈 10	4	GB93-87	GB93-87
10	B0230-10040	00	Bolt	螺栓 M10x40	4	GB5782-86	GB5782-86
11	DE778-42031	00	Cushion	减震块	2		
12	Q70B0-82121	01	Shim	调整垫片	8	HRQ70B080 4	HRQ70B080 4
13	D7B38-42011	05	Cylinder clamp	油缸固定卡 1	2		
14	D7B38-40201	02	Support	油缸固定卡	2		
15	22580-53311	00	Seal ring 45x35x6	孔用密封圈 45x35x6	2		
16	GCQ045DL4-04	00	Washer	垫片	2		
17	23650-83531	00	Catch 50x40x3	挡片 50x40x3	2		
18	4630500	00	Dust ring 40x48x5.8	防尘圈 40x48x5.8	2		
19	23918-52161	00	U-ring	U型圈	2		
20	DCQ045BL-02	00	Guide sleeve	导向套	2		
21	C00537	00	O-ring	O型密封圈	2		
22	Z2112-04025	00	Bushing 4025	钢背轴承 4025	2		
23	D7B38402.1-00L	00	Cylinder body L.H	左缸体	1		
24	LB3C-40	00	Valve	安全阀	2		
25	D7B38402-01	00	Piston rod	活塞杆	2		
26	GCQ045DL4-12	00	Sleeve	套	2		
27	D20B8-42381	00	Snap ring	钢丝挡圈	2		
28	GCQ055DL4.2-00	00	Valve assembly	阀总成	2		
29	HRD6S50805-04	00	Piston	活塞	2		
30	B8032-05008	00	Screw	螺钉 M5X8	2		

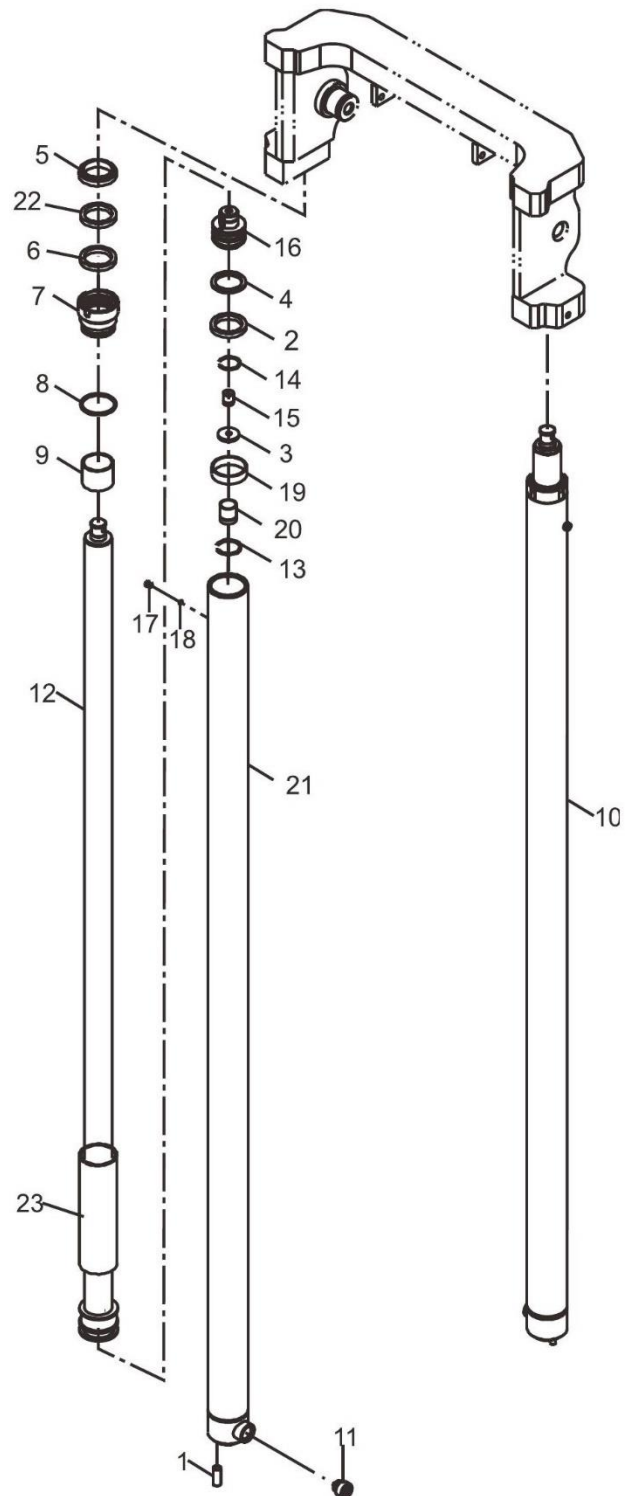
HRD7B38401-2 04 Lift cylinder mounting

HRD7B38401-2 04 起升油缸安装图



起升油缸安装选用件
LIFT CYLINDER MOUNTING OPTION TABLE

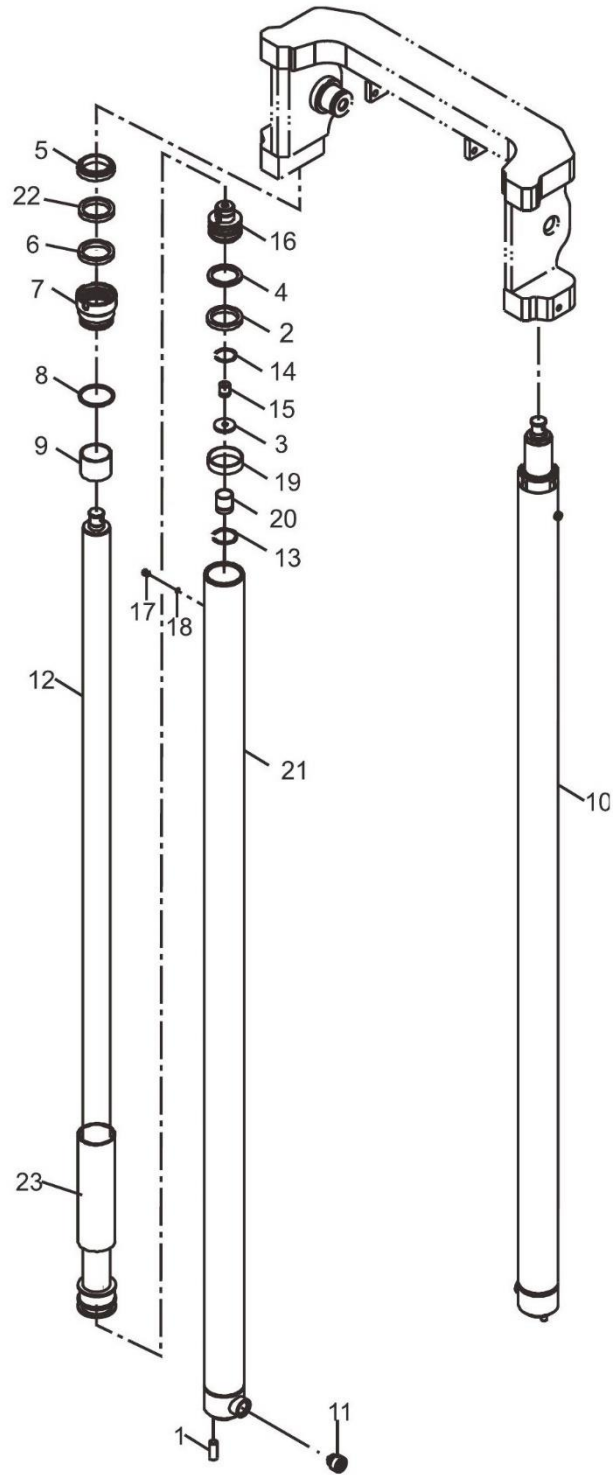
起升高度 LIFTING HEIGHT	起升油缸左 LIFT CYLINDER L. H.	起升油缸右 LIFT CYLINDER R. H.	链条总成 CHAIN ASS'Y	备注 REMARK
M200	D7B38-40011L	D7B38-40011R	HRLH1234021-75	
250	D7B38-40021L	D7B38-40021R	HRLH1234021-87	
300	D7B38-40031L	D7B38-40031R	HRLH1234021-101	标准std
330	D7B38-40041L	D7B38-40041R	HRLH1234021-109	
350	D7B38-40051L	D7B38-40051R	HRLH1234021-115	
370	D7B38-40061L	D7B38-40061R	HRLH1234021-119	
400	D7B38-40071L	D7B38-40071R	HRLH1234021-129	
425	D7B38-40081L	D7B38-40081R	HRLH1234021-137	
450	D7B38-40091L	D7B38-40091R	HRLH1234021-143	
500	D7B38-40101L	D7B38-40101R	HRLH1234021-157	
550	D7B38-40111L	D7B38-40111R	HRLH1234021-171	
600	D7B38-40121L	D7B38-40121R	HRLH1234021-185	

HRD7B38402 02 Lift cylinder**HRD7B38402 02 起升油缸**

HRD7B38402 02 Lift cylinder

HRD7B38402 02 起升油缸

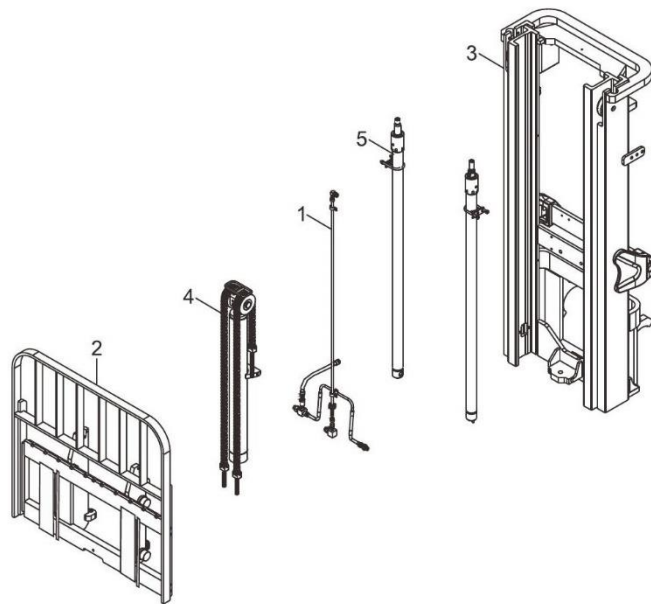
序号 No.	零部件代号 Part No.	版本 Edition	名称 Part name		数量 Q'ty	备注 Remark	
0	D7B38-40011L	04	Rear lift cylinder	后起升油缸 (左)	2	HRD7B3840 2/M200	HRD7B3840 2/M200
0	D7B38-40021L	02	Rear lift cylinder	后起升油缸 (左)	2	HRD7B3840 2/M250	HRD7B3840 2/M250
0	D7B38-40031L	02	Rear lift cylinder	后起升油缸 (左)	2	HRD7B3840 2/M300	HRD7B3840 2/M300
0	D7B38-40041L	02	Rear lift cylinder	后起升油缸 (左)	2	HRD7B3840 2/M330/ std	HRD7B3840 2/M330/标准
0	D7B38-40051L	02	Rear lift cylinder	后起升油缸 (左)	2	HRD7B3840 2/M350	HRD7B3840 2/M350
0	D7B38-40061L	02	Rear lift cylinder	后起升油缸 (左)	2	HRD7B3840 2/M370	HRD7B3840 2/M370
0	D7B38-40071L	02	Rear lift cylinder	后起升油缸 (左)	2	HRD7B3840 2/M400	HRD7B3840 2/M400
0	D7B38-40081L	02	Rear lift cylinder	后起升油缸 (左)	2	HRD7B3840 2/M425	HRD7B3840 2/M425
0	D7B38-40091L	02	Rear lift cylinder	后起升油缸 (左)	2	HRD7B3840 2/M450	HRD7B3840 2/M450
0	D7B38-40101L	02	Rear lift cylinder	后起升油缸 (左)	2	HRD7B3840 2/M500	HRD7B3840 2/M500
0	D7B38-40111L	02	Rear lift cylinder	后起升油缸 (左)	2	HRD7B3840 2/M550	HRD7B3840 2/M550
0	D7B38-40121L	02	Rear lift cylinder	后起升油缸 (左)	2	HRD7B3840 2/M600	HRD7B3840 2/M600
0	D7B38-40011R	02	Rear lift cylinder	后起升油缸 (右)	2	HRD7B3840 2/M200	HRD7B3840 2/M200
0	D7B38-40021R	02	Rear lift cylinder	后起升油缸 (右)	2	HRD7B3840 2/M250	HRD7B3840 2/M250
0	D7B38-40031R	02	Rear lift cylinder	后起升油缸 (右)	2	HRD7B3840 2/M300	HRD7B3840 2/M300
0	D7B38-40041R	02	Rear lift cylinder	后起升油缸 (右)	2	HRD7B3840 2/M330/ std	HRD7B3840 2/M330/标准
0	D7B38-40051R	02	Rear lift cylinder	后起升油缸 (右)	2	HRD7B3840 2/M350	HRD7B3840 2/M350
0	D7B38-40061R	02	Rear lift cylinder	后起升油缸 (右)	2	HRD7B3840 2/M370	HRD7B3840 2/M370
0	D7B38-40071R	02	Rear lift cylinder	后起升油缸 (右)	2	HRD7B3840 2/M400	HRD7B3840 2/M400
0	D7B38-40081R	02	Rear lift cylinder	后起升油缸 (右)	2	HRD7B3840 2/M425	HRD7B3840 2/M425
0	D7B38-40091R	02	Rear lift cylinder	后起升油缸 (右)	2	HRD7B3840 2/M450	HRD7B3840 2/M450
0	D7B38-40101R	02	Rear lift cylinder	后起升油缸 (右)	2	HRD7B3840 2/M500	HRD7B3840 2/M500
0	D7B38-40111R	02	Rear lift cylinder	后起升油缸 (右)	2	HRD7B3840 2/M550	HRD7B3840 2/M550
0	D7B38-40121R	02	Rear lift cylinder	后起升油缸 (右)	2	HRD7B3840 2/M600	HRD7B3840 2/M600
1	B3130-10026	00	Pin	销 B10x26	2	GB119-86	GB119-86
2	22580-53311	00	Seal ring 45x35x6	孔用密封圈 45x35x6	2		
3	GCQ045DL4-04	00	Washer	垫片	2		
4	23658-52861	00	Catch 35x45x3	挡片 35x45x3	2		
5	29568-42051	00	Dust ring	防尘圈	2		
6	D10B8-42331	00	Seal ring	轴用密封圈 36x46x7	2		
7	D7B38404-03	00	Guide cap	导向套	2		

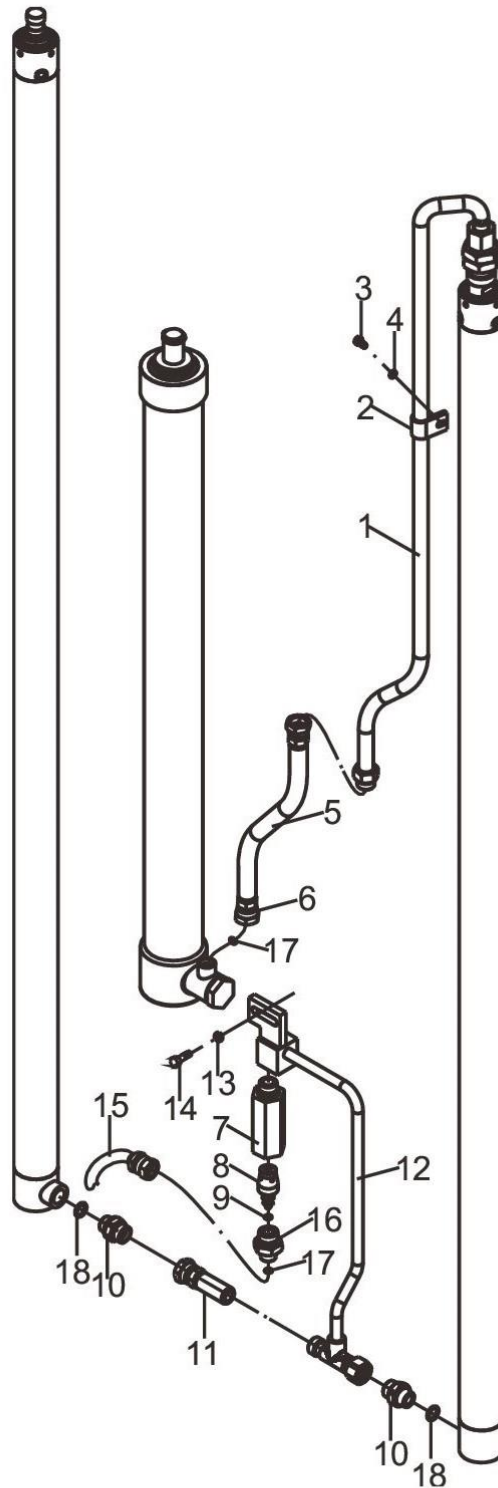
HRD7B38402 02 Lift cylinder**HRD7B38402 02 起升油缸**

HRD7B38402 02 Lift cylinder

HRD7B38402 02 起升油缸

序号 No.	零部件代号 Part No.	版本 Edition	名称 Part name		数量 Q'ty	备注 Remark
8	Z6053-04472	00	O-ring D44.7x2.4	O型密封圈 D44.7x2.4	2	
9	Z2112-03630	00	Steel bearing 3630	钢背轴承 3630	2	
10	D7B38402.1-00L	00	Cylinder body L.H	左缸体	1	
11	LB3C-40	00	Valve	安全阀	2	
12	D7B38402-01	00	Piston rod	活塞杆	2	
13	GCQ045DL4-12	00	Sleeve	套	2	
14	D20B8-42381	00	Snap ring	钢丝挡圈	2	
15	GCQ055DL4.2-00	00	Valve assembly	阀总成	2	
16	HRD6S50805-04	00	Piston rod	活塞	2	
17	B8032-05008	00	Screw	螺钉 M5X8	2	
18	Z6700-010	00	Washer	组合垫圈 5	1	
19	C51B8-42251	00	Wearing	支承环	2	
20	HRD6S50805-05	00	Sleeve	套	2	
21	D7B38402.1-00R	00	Cylinder body R.H	右缸体	1	
22	D61Q8610AG	00	Spacer	调整套	2	
23	23650-83531	00	Catch 50x40x3	挡片 50x40x3	2	

HRDS2K8001 09 Lifting system(full free 2-stage mast)**HRDS2K8001 09 起重系统(ZM)**

HRDS2K8601 05 Mast hydraulic system**HRDS2K8601 05 门架管路系统(ZM 公制)**

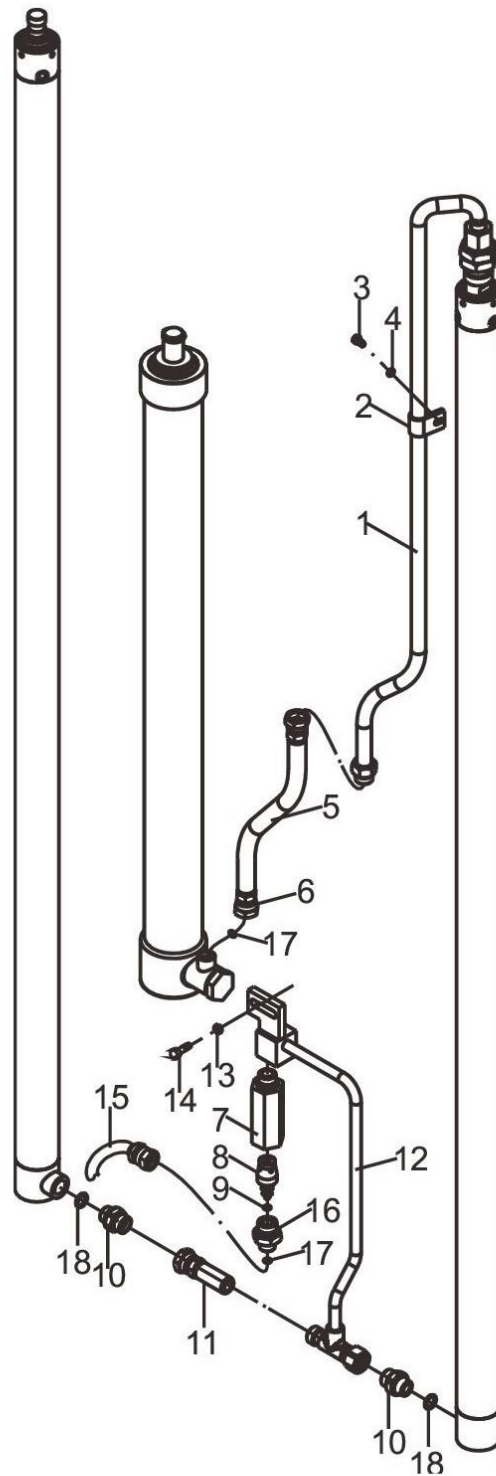
HRDS2K8601 05 Mast hydraulic system

HRDS2K8601 05 门架管路系统(ZM 公制)

序号 No.	零部件代号 Part No.	版本 Edition	名称 Part name		数量 Q'ty	备注 Remark	
0	DS2K8-60001	03	Mast hydraulic system	门架管路系统	1	HRDS2K860 1/ZM200	HRDS2K860 1/ZM200
0	DS2K8-60011	03	Mast hydraulic system	门架管路系统	1	HRDS2K860 1/ZM250	HRDS2K860 1/ZM250
0	DS2K8-60021	03	Mast hydraulic system	门架管路系统	1	HRDS2K860 1/ZM300/ std	HRDS2K860 1/ZM300/标 准
0	DS2K8-60031	03	Mast hydraulic system	门架管路系统	1	HRDS2K860 1/ZM330	HRDS2K860 1/ZM330
0	DS2K8-60041	03	Mast hydraulic system	门架管路系统	1	HRDS2K860 1/ZM350	HRDS2K860 1/ZM350
0	DS2K8-60051	03	Mast hydraulic system	门架管路系统	1	HRDS2K860 1/ZM370	HRDS2K860 1/ZM370
0	DS2K8-60061	03	Mast hydraulic system	门架管路系统	1	HRDS2K860 1/ZM400	HRDS2K860 1/ZM400
1	DS2K8-60101	02	Steel pipe	钢管总成	1	HRDS2K860 2/ZM200	HRDS2K860 2/ZM200
1	DS2K8-60111	02	Steel pipe	钢管总成	1	HRDS2K860 2/ZM250	HRDS2K860 2/ZM250
1	DS2K8-60121	02	Steel pipe	钢管总成	1	HRDS2K860 2/ZM300/ std	HRDS2K860 2/ZM300/标 准
1	DS2K8-60131	02	Steel pipe	钢管总成	1	HRDS2K860 2/ZM330	HRDS2K860 2/ZM330
1	DS2K8-60141	02	Steel pipe	钢管总成	1	HRDS2K860 2/ZM350	HRDS2K860 2/ZM350
1	DS2K8-60151	02	Steel pipe	钢管总成	1	HRDS2K860 2/ZM370	HRDS2K860 2/ZM370
1	DS2K8-60161	02	Steel pipe	钢管总成	1	HRDS2K860 2/ZM400	HRDS2K860 2/ZM400
2	DH3K8-61021	01	Clip	管夹总成 2	2		
3	B0330-06012	00	Bolt	螺栓 M6x12	2	GB5783-86	GB5783-86
4	B5050-00006	00	Washer,lock	垫圈 6	2	GB93-87	GB93-87
5	Z9702-1303822GS	00	Hose H.P.	高压胶管	1		
6	D7B38-62071	00	Right angle joint	直角接头	1	Include 17	包含 17
7	D7B38-62061	03	Flow regulator	限速阀壳体	1		
8	SB31C-40	00	Flow regulator	限速阀	1		
9	Z6006-01982	00	O-ring P20:19.8x2.4	O 型密封圈 P20:19.8x2.4	1	JIS B2401	JIS B2401
10	Q78B0-60701	02	Straight joint	直通接头	2	Include 18	包含 18
11	Z9702-1303022	00	Hose H.P.	盖茨高压胶管	1		
12	D7B38-60101	04	Steel pipe	钢管总成	1		
13	B5050-00008	00	Washer	垫圈 8	2	GB93-87	GB93-87
14	B0330-08016	00	Bolt	螺栓 M8x16	2	GB5783-86	GB5783-86
15	Z9702-1308922GS	00	Hose H.P.	高压胶管	1	1.5-2t Three pivot	1.5-2t 三支 点
15	DEH78-60201	00	Hose H.P.	高压胶管	1	1.5-2T four- wheel dual drive	1.5-2t 四轮 双驱
16	DS2S8-62061	01	Straight joint	直通接头	1	Include 17	包含 17

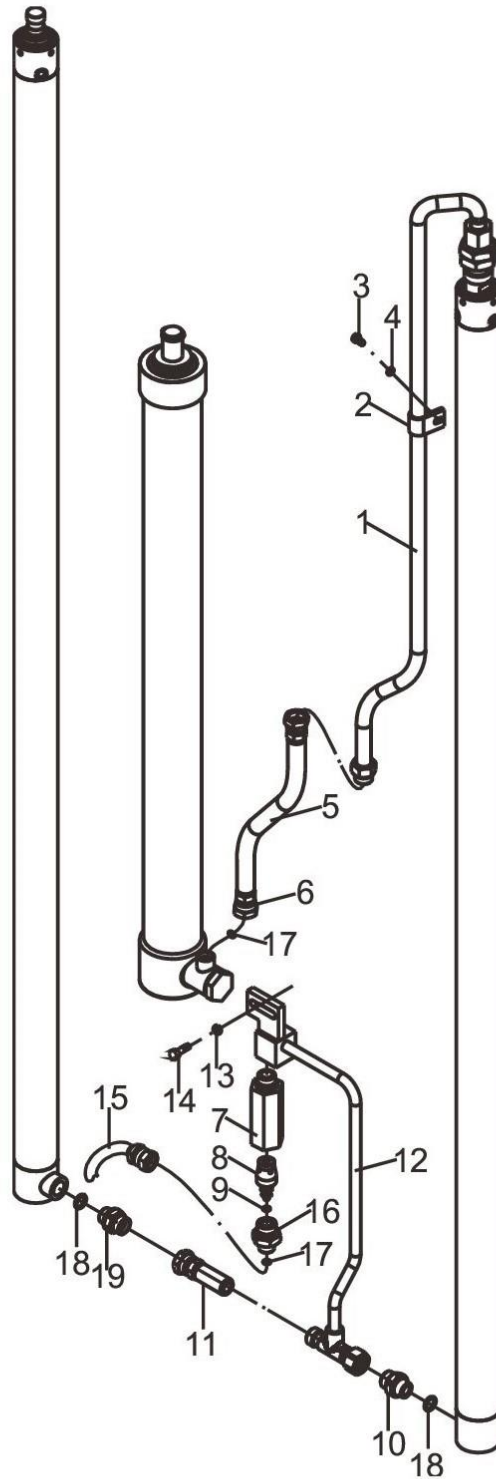
HRDS2K8601 05 Mast hydraulic system

HRDS2K8601 05 门架管路系统(ZM 公制)

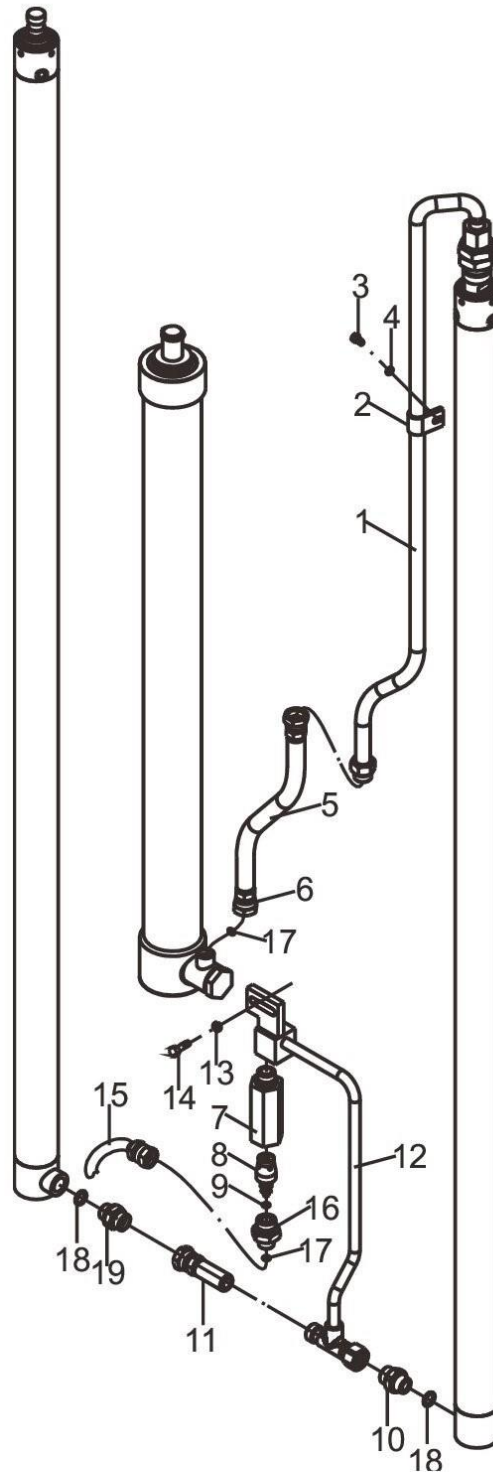


HRDS2K8605 01 Mast hydraulic system

HRDS2K8605 01 门架管路系统(ZM 美制)

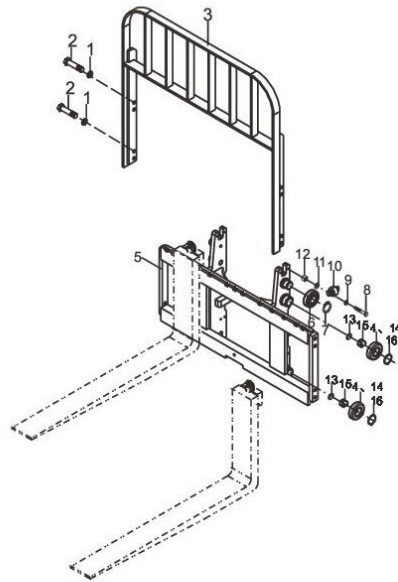


HRDS2K8605 01 Mast hydraulic system							
HRDS2K8605 01 门架管路系统(ZM 美制)							
序号 No.	零部件代号 Part No.	版本 Edition	名称 Part name		数量 Q'ty	备注 Remark	
0	DS2K8-60301	00	Mast hydraulic system(SAE)	门架管路系统(美制)	1	HRDS2K860 5/ZM200	HRDS2K860 5/ZM200
0	DS2K8-60311	00	Mast hydraulic system(SAE)	门架管路系统(美制)	1	HRDS2K860 5/ZM250	HRDS2K860 5/ZM250
0	DS2K8-60321	00	Mast hydraulic system(SAE)	门架管路系统(美制)	1	HRDS2K860 5/ZM300/ std	HRDS2K860 5/ZM300/标 准
0	DS2K8-60331	00	Mast hydraulic system(SAE)	门架管路系统(美制)	1	HRDS2K860 5/ZM330	HRDS2K860 5/ZM330
0	DS2K8-60341	00	Mast hydraulic system(SAE)	门架管路系统(美制)	1	HRDS2K860 5/ZM350	HRDS2K860 5/ZM350
0	DS2K8-60351	00	Mast hydraulic system(SAE)	门架管路系统(美制)	1	HRDS2K860 5/ZM370	HRDS2K860 5/ZM370
0	DS2K8-60361	00	Mast hydraulic system(SAE)	门架管路系统(美制)	1	HRDS2K860 5/ZM400	HRDS2K860 5/ZM400
1	DS2K8-60201	00	Steel pipe	钢管总成	1	HRDS2K860 6/ZM200	HRDS2K860 6/ZM200
1	DS2K8-60211	00	Steel pipe	钢管总成	1	HRDS2K860 6/ZM250	HRDS2K860 6/ZM250
1	DS2K8-60221	00	Steel pipe	钢管总成	1	HRDS2K860 6/ZM300/ std	HRDS2K860 6/ZM300/标 准
1	DS2K8-60231	00	Steel pipe	钢管总成	1	HRDS2K860 6/ZM330	HRDS2K860 6/ZM330
1	DS2K8-60241	00	Steel pipe	钢管总成	1	HRDS2K860 6/ZM350	HRDS2K860 6/ZM350
1	DS2K8-60251	00	Steel pipe	钢管总成	1	HRDS2K860 6/ZM370	HRDS2K860 6/ZM370
1	DS2K8-60261	00	Steel pipe	钢管总成	1	HRDS2K860 6/ZM400	HRDS2K860 6/ZM400
2	DH3K8-61021	01	Clip	管夹总成 2	2		
3	B0330-06012	00	Bolt	螺栓 M6x12	2	GB5783-86	GB5783-86
4	B5050-00006	00	Washer,lock	垫圈 6	2	GB93-87	GB93-87
5	Z7802-1303822GS	00	Hose H.P. 131lx380	高压胶管 131lx380	1		
6	DS2K8-60301	00	Mast hydraulic system(SAE)	门架管路系统(美制)	1	Include 17	包含 17
7	D7B38-62061	03	Flow regulator	限速阀壳体	1		
8	SB31C-40	00	Flow regulator	限速阀	1		
9	Z6006-01982	00	O-ring P20:19.8x2.4	O 型密封圈 P20:19.8x2.4	1	JIS B2401	JIS B2401
10	Q78B0-60701	02	Straight joint	直通接头	2	Include 18	包含 18
11	Z7802-1303122	00	Hose H.P.	高压胶管	1		
12	D7B38-60111	00	Steel pipe	钢管总成	1		
13	B5050-00008	00	Washer	垫圈 8	2	GB93-87	GB93-87
14	B0330-08016	00	Bolt	螺栓 M8x16	2	GB5783-86	GB5783-86
15	Z7802-1308922GS	00	Hose H.P.	高压胶管	1	1.5-2t Three pivot	1.5-2t 三 支 点
15	DEH78-60211	00	Hose H.P.	高压胶管(美制)	1	1.5-2T four- wheel dual drive	1.5-2t 四 轮 双 驱
16	DS2S8-62201	00	Straight joint	直通接头	1	Include 17	包含 17

HRDS2K8605 01 Mast hydraulic system**HRDS2K8605 01 门架管路系统(ZM 美制)**

HRDS2K8001-1 09 Lift bracket & backrest

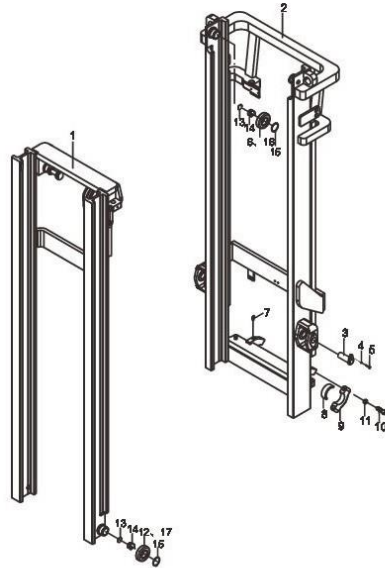
HRDS2K8001-1 09 货叉架及挡货架



HRDS2K8001-1 09 Lift bracket & backrest							
HRDS2K8001-1 09 货叉架及挡货架							
序号 No.	零部件代号 Part No.	版本 Edition	名称 Part name		数量 Q'ty	备注 Remark	
1	B5050-00014	00	Washer	垫圈 14	8	GB93-87	GB93-87
2	B0330-14030	00	Bolt	螺栓 M14x30	8	GB5783-86	GB5783-86
3	DJ678-20001	00	Backrest	挡货架	1	1.5-1.6t	1.5-1.6t
3	D7DH8-40001	00	2-2.5t Backrest	2-2.5t 挡货架	1	1.8-2.0t	1.8-2.0t
4	DS2K8-42071	01	Roller	滚轮总成	4	Include 13-16	包含 13-16
5	DS2K8-20011A	02	Lift bracket assembly	货叉架总成	1	1.5-1.6t	1.5-1.6t
5	DS2K8-20001A	02	Lift bracket assembly	货叉架总成	1	1.8-2.0t	1.8-2.0t
6	D10P8-00401	02	End roller	主滚轮	2		
7	B6150-00035	00	Snap ring	挡圈 35	2	GB894.1-86	GB894.1-86
8	B0230-08040	00	Bolt M8x40	螺栓 M8x40	4	GB5782-86	GB5782-86
9	B5050-00008	00	Washer	垫圈 8	4	GB93-87	GB93-87
10	D10P8-00501	00	Side roller	侧滚轮	2		
11	D10P8-03001	01	Washer	垫片	4	HRD10P800 5	HRD10P800 5
11	D10P8-03011	01	Washer	垫片	4	HRD10P800 5	HRD10P800 5
11	D10P8-03021	01	Washer	垫片	4	HRD10P800 5	HRD10P800 5
12	D10P8-02061	01	Spacer	垫块 2	4	HRD10P800 3	HRD10P800 3
13	TP033X0.50	00	Shim	调整垫片	4		
14	DS2K8-43071	00	End roller	主滚轮	4		
15	DS2K8-34021	00	Side roller	侧滚轮	4		
16	B6150-00045	00	Snap ring 45	挡圈 45	4	GB894.1-86	GB894.1-86

HRDS2K8001-2 09 Mast

HRDS2K8001-2 09 门架



门架选用件
MAST OPTION TABLE

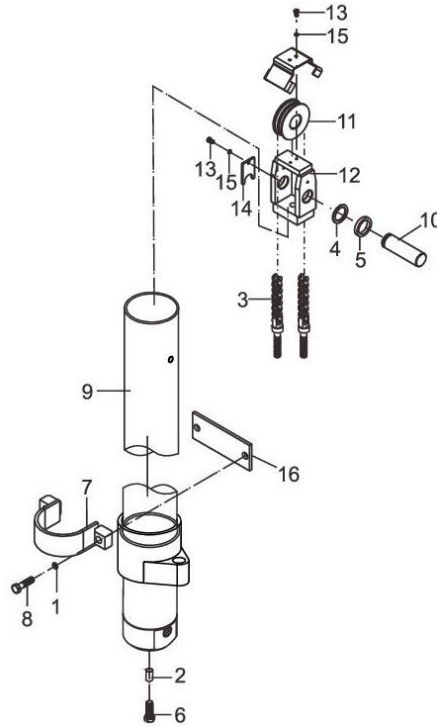
起升高度 LIFTING HEIGHT	内门架总成 INNER OUTER	备注 REMARK
M200	DS2K8-30101	
250	DS2K8-30111	
300	DS2K8-30121	
330	DS2K8-30131	标配 std
350	DS2K8-30141	
370	DS2K8-30151	
400	DS2K8-30161	

门架选用件
MAST OPTION TABLE

起升高度 LIFTING HEIGHT	外门架总成 (1.5-1.6T) OUTER OUTER	外门架总成 (1.8-2T) OUTER OUTER	备注 REMARK
M200	DS1K8-30001	DS2K8-30001	
250	DS1K8-30011	DS2K8-30011	
300	DS1K8-30021	DS2K8-30021	
330	DS1K8-30031	DS2K8-30031	标配 std
350	DS1K8-30041	DS2K8-30041	
370	DS1K8-30051	DS2K8-30051	
400	DS1K8-30061	DS2K8-30061	

HRDS2S8403 11 Front lift cylinder mounting

HRDS2S8403 11 前起升油缸安装图

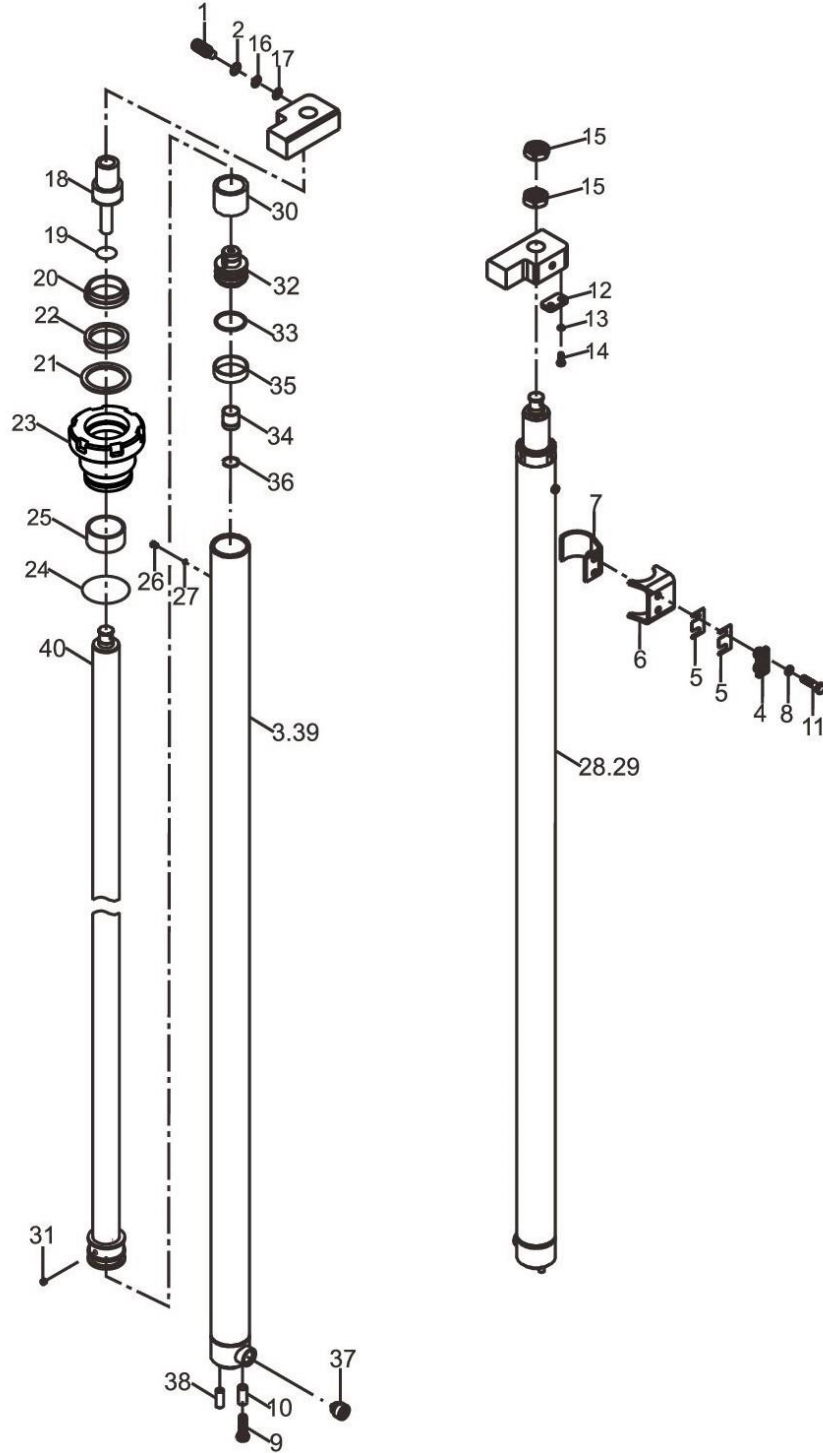


前起升油缸安装选用件
FRONT LIFT CYLINDER MOUNTING OPTION TABLE

起升高度 LIFTING HEIGHT	1-2t 二级全自由 full free 2-stage mast		1.5-1.6t 三级全自由 full free 3-stage mast		1.8-2t 三级全自由 full free 3-stage mast		备注 REMARK
	前起升油缸 Front lift cylinder	链条总成 Chain	前起升油缸 Front lift cylinder	链条总成 Chain	前起升油缸 Front lift cylinder	链条总成 Chain	
200	DS2K8-40401A	HRLH1044022-73					
250	DS2K8-40411A	HRLH1044022-81					
300	DS2K8-40421A	HRLH1044022-89					1-2t二级全自由 full free 2-stage mast标准 std
330	DS2K8-40431A	HRLH1044022-93					
350	DS2K8-40441A	HRLH1044022-94					
360			DS1S8-40201A	HRLH1044022-81	DS2S8-40201A	HRLH1044022-81	
370	DS2K8-40451A	HRLH1044022-101					
400	DS2S8-40281A	HRLH1044022-107	DS1S8-40211A	HRLH1044022-85	DS2S8-40211A	HRLH1044022-85	
435			DS1S8-40221A	HRLH1044022-89	DS2S8-40221A	HRLH1044022-91	1.5-2t 三级全自由 full free 3-stage mast 标准 std
450			DS1S8-40231A	HRLH1044022-91	DS2S8-40231A	HRLH1044022-93	
470			DS1S8-40241A	HRLH1044022-91	DS2S8-40241A	HRLH1044022-93	
480			DS1S8-40251A	HRLH1044022-93	DS2S8-40251A	HRLH1044022-93	
500			DS1S8-40261A	HRLH1044022-97	DS2S8-40261A	HRLH1044022-97	
540			DS1S8-40271A	HRLH1044022-101	DS2S8-40271A	HRLH1044022-101	
600			DS1S8-40281A	HRLH1044022-107	DS2S8-40281A	HRLH1044022-107	
620			DS1S8-40301A	HRLH1044022-109			
650			DS1S8-40291A	HRLH1044022-111	DS2S8-40291A	HRLH1044022-111	
510					DS2S8-40301A	HRLH1044022-97	
530			DS1S8-40311A	HRLH1044022-101			
550					DS2S8-40311A	HRLH1044022-103	

HRDS2K8401 01 Rear lift cylinder mounting

HRDS2K8401 01 后起升油缸安装图



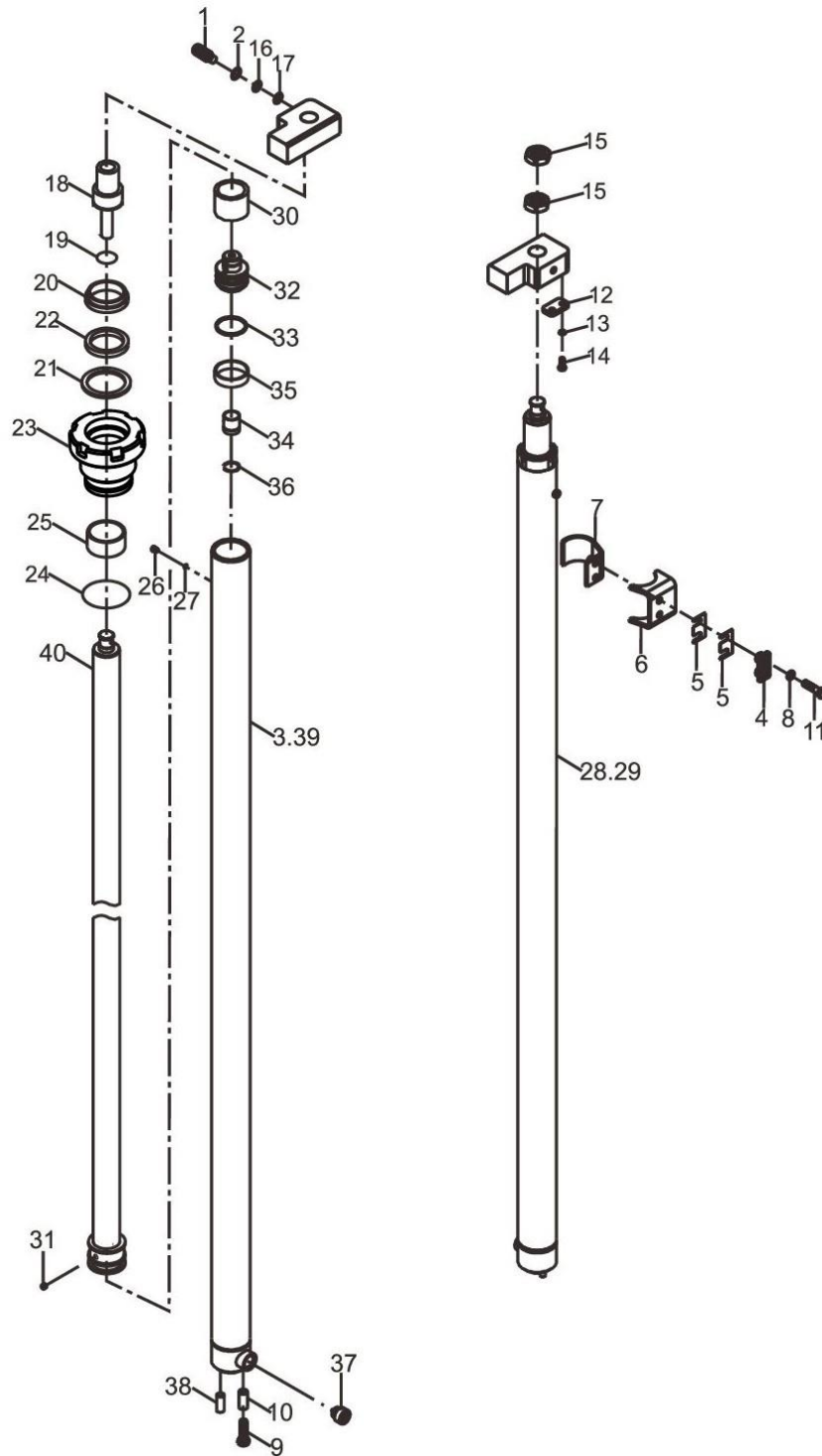
HRDS2K8401 01 Rear lift cylinder mounting

HRDS2K8401 01 后起升油缸安装图

序号 No.	零部件代号 Part No.	版本 Edition	名称 Part name		数量 Q'ty	备注 Remark	
1	B8330-08020	00	Screw	螺钉 M8x20	1	GB79-85	GB79-85
2	DS1G8-45001	00	Shim	调整垫片	4		
3	DS2K8-40201L	04	Rear lift cylinder	后起升油缸 (左)	1	HRDS2K840 2/ZM200/ Include 18- 40	HRDS2K840 2/ZM200/包 含 18-40
3	DS2K8-40211L	01	Rear lift cylinder	后起升油缸 (左)	1	HRDS2K840 2/ZM250/ Include 18- 40	HRDS2K840 2/ZM250/包 含 18-40
3	DS2K8-40221L	01	Rear lift cylinder	后起升油缸 (左)	1	HRDS2K840 2/ZM300/std /Include18- 40	HRDS2K840 2/ZM300/标 准/包含 18- 40
3	DS2K8-40231L	01	Rear lift cylinder	后起升油缸 (左)	1	HRDS2K840 2/ZM330/ Include 18- 40	HRDS2K840 2/ZM330/包 含 18-40
3	DS2K8-40241L	01	Rear lift cylinder	后起升油缸 (左)	1	HRDS2K840 2/ZM350/ Include 18- 40	HRDS2K840 2/ZM350/包 含 18-40
3	DS2K8-40251L	01	Rear lift cylinder	后起升油缸 (左)	1	HRDS2K840 2/ZM370/ Include 18- 40	HRDS2K840 2/ZM370/包 含 18-40
3	DS2K8-40261L	01	Rear lift cylinder	后起升油缸 (左)	1	HRDS2K840 2/ZM400/ Include 18- 40	HRDS2K840 2/ZM400/包 含 18-40
3	DS2K8-40201R	01	Rear lift cylinder	后起升油缸 (右)	1	HRDS2K840 2/ZM200/ Include 18- 40	HRDS2K840 2/ZM200/包 含 18-40
3	DS2K8-40211R	01	Rear lift cylinder	后起升油缸 (右)	1	HRDS2K840 2/ZM250/ Include 18- 40	HRDS2K840 2/ZM250/包 含 18-40
3	DS2K8-40221R	01	Rear lift cylinder	后起升油缸 (右)	1	HRDS2K840 2/ZM300/std /Include18- 40	HRDS2K840 2/ZM300/标 准/包含 18- 40
3	DS2K8-40231R	01	Rear lift cylinder	后起升油缸 (右)	1	HRDS2K840 2/ZM330/ Include 18- 40	HRDS2K840 2/ZM330/包 含 18-40
3	DS2K8-40241R	01	Rear lift cylinder	后起升油缸 (右)	1	HRDS2K840 2/ZM350/ Include 18- 40	HRDS2K840 2/ZM350/包 含 18-40
3	DS2K8-40251R	01	Rear lift cylinder	后起升油缸 (右)	1	HRDS2K840 2/ZM370/ Include 18- 40	HRDS2K840 2/ZM370/包 含 18-40
3	DS2K8-40261R	01	Rear lift cylinder	后起升油缸 (右)	1	HRDS2K840 2/ZM400/ Include 18- 40	HRDS2K840 2/ZM400/包 含 18-40
4	DE778-42031	00	Cushion	减震块	2		
5	DE778-42061	00	Shim	调整垫片	8		
6	D7B38-42011	05	Cylinder clamp	油缸固定卡 1	2		

HRDS2K8401 01 Rear lift cylinder mounting

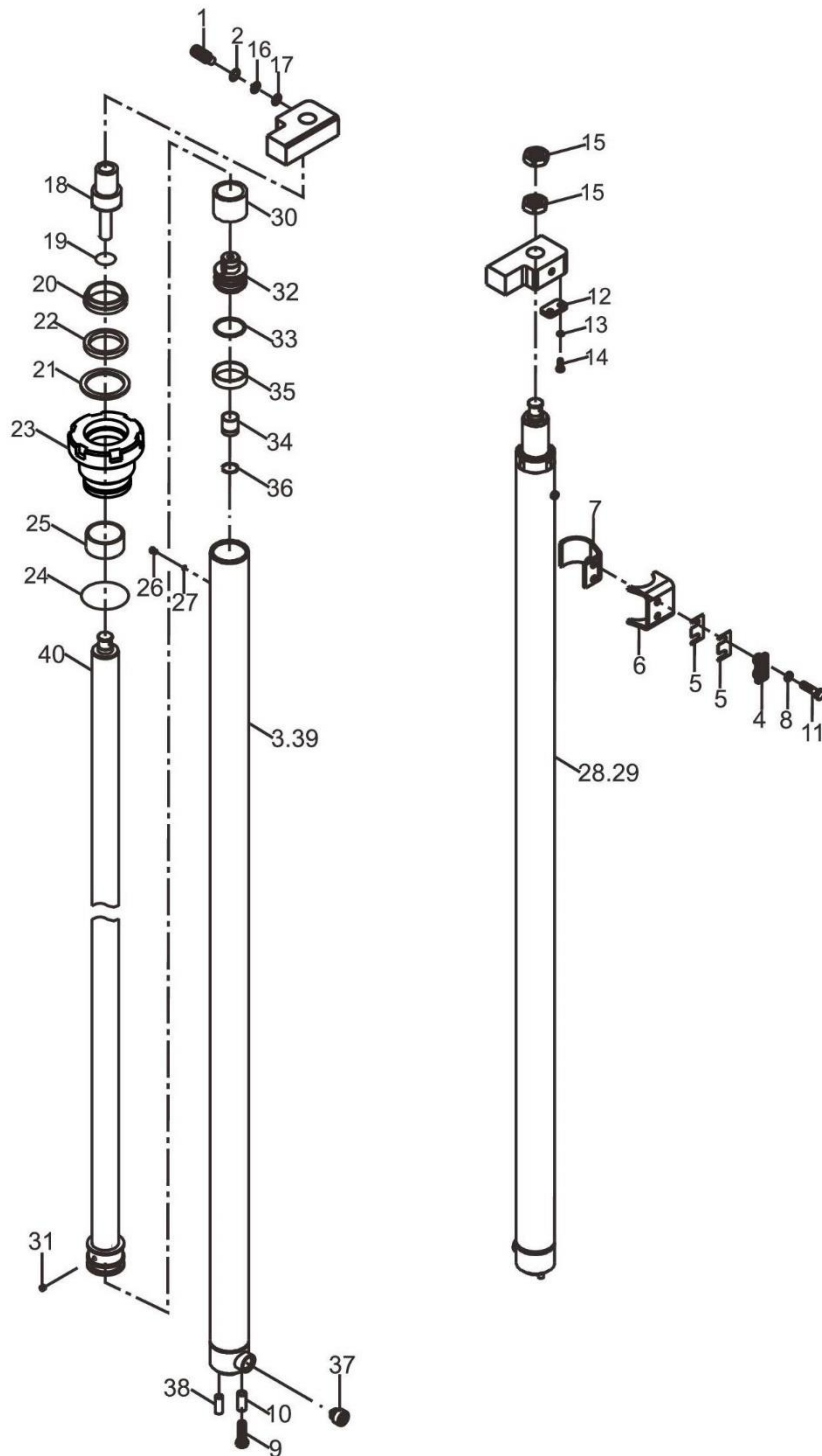
HRDS2K8401 01 后起升油缸安装图

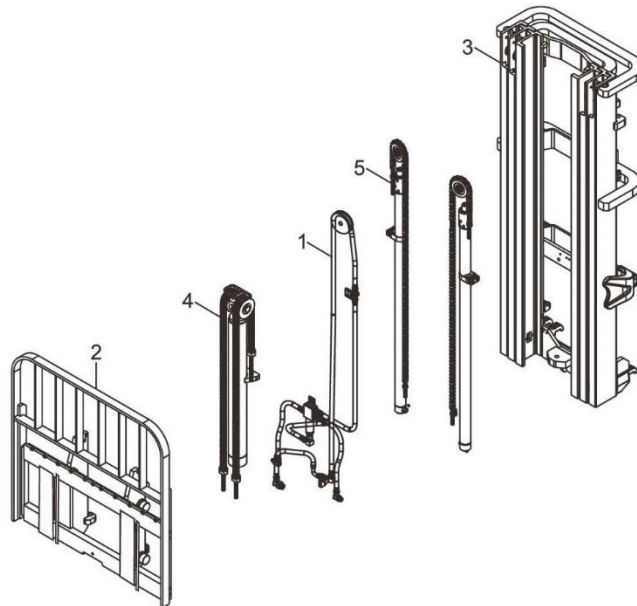


HRDS2K8401 01 Rear lift cylinder mounting							
HRDS2K8401 01 后起升油缸安装图							
序号 No.	零部件代号 Part No.	版本 Edition	名称 Part name		数量 Q'ty	备注 Remark	
7	D7B38-40201	02	Support	油缸固定卡	2		
8	B5050-00010	00	Washer	垫圈 10	4	GB93-87	GB93-87
9	B0530-12040	00	Bolt M12x1.25x40	螺栓 M12x1.25x40	2	GB5786-86	GB5786-86
10	D7B38-42031	00	Spacer	隔套	2		
11	B0230-10040	00	Bolt	螺栓 M10x40	4	GB5782-86	GB5782-86
12	DG1G8-70201	00	Stopper	限位板	1		
13	B5050-00006	00	Washer	垫圈 6	2	GB93-87	GB93-87
14	B0330-06016	00	Bolt	螺栓 M6x16	2	GB5786-86	GB5786-86
15	B4430-00027	00	Nut	螺母 M27x2	2	GB6173-86	GB6173-86
16	D15N8-42001	00	Shim	调整垫片	2		
17	D15N8-42011	00	Shim	调整垫片	2		
18	HRDS1K8402-01	00	Joint	连接杆	1		
19	Z6053-02602	00	O-ring D26x2.4	O 型圈 D26x2.4	1		
20	AR1870F5	00	Dust ring 32x44x7/10	防尘圈 32x44x7/10	2		
21	23658-52061	00	Catch	挡片	4		
22	23658-52051	00	U-shaped seal 32x42x6	U 型密封圈 32x42x6	4		
23	D16K8-00001	01	Lifting system	起重系统	5		
24	Z6053-04472	00	O-ring D44.7x2.4	O 型密封圈 D44.7x2.4	4		
25	Z2113-03230	00	Bushing	钢背轴承 3230	4		
26	B8032-05005	00	Screw	螺钉 M5x5	2		
27	Z6700-010	00	Washer	组合垫圈 5	2		
28	HRDS2K8402-01L	00	Piston rod L.H.	左柱塞杆	1		
29	HRDS2K8402.1-00L	00	Cylinder body L.H	左缸体	1		
30	DG1G8-02	00	Spacer	调整套	2		
31	B1832-04005	00	Pin M4x5	紧定螺钉 M4x5	3	GB/178-2000	GB/178-2000
32	DH2K8-42041	00	Piston rod	活塞	2		
33	PT0200450-T46	00	Ring	T 型特康格来圈 45x34x4.2	2		
34	DH2K8-42051	00	Sleeve	套	2		
35	GW0261P0	00	Wearing	支撑环 45x40x15	2		
36	GCQ045DL4-12	00	Sleeve	套	2		
37	LB3C-40	00	Valve	安全阀	2		

HRDS2K8401 01 Rear lift cylinder mounting

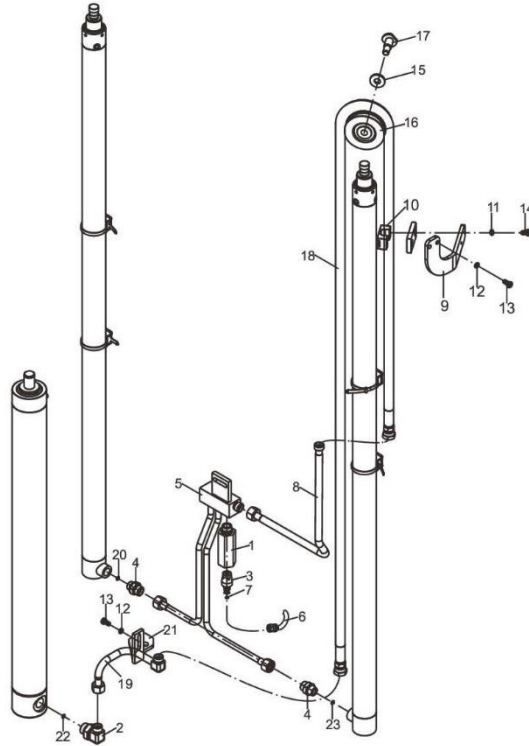
HRDS2K8401 01 后起升油缸安装图



HRDEH78001 01 Lifting system(full free 3-stage mast)**HRDEH78001 01 起重系统(ZSM)**

HRDEH78601 00 Mast hydraulic system(metric)

HRDEH78601 00 门架管路系统(公制)



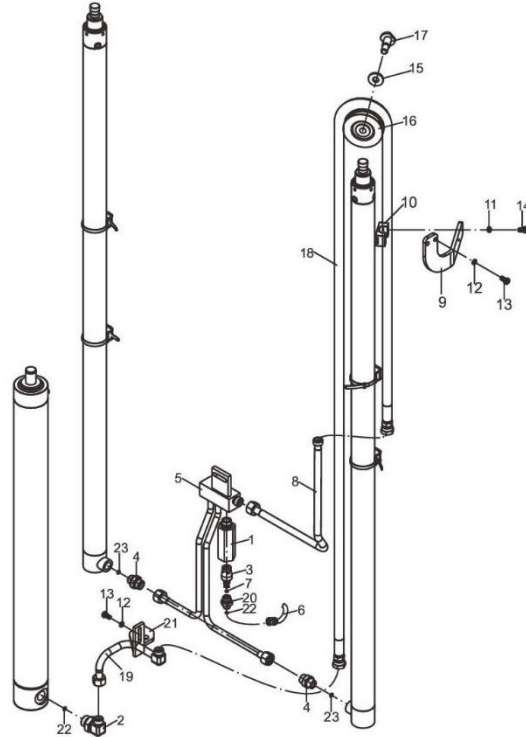
门架管路系统选用件
MAST HYDRAULIC SYSTEM OPTION TABLE

起升高度 LIFTING HEIGHT	序号18高压胶管 ITEM NO. 8 HOSE H. P.		备注 REMARK
	图号 PART NO	长度 LENGTH	
ZSM360	Z9702-1321322	2130	
400	Z9702-1324022	2400	
435	Z9702-1326322	2630	标准 std
450	Z9702-1327322	2730	
470	Z9702-1328722	2870	
480	Z9702-1329322	2930	
500	Z9702-1331322	3130	
540	Z9702-1334022	3400	
600	Z9702-1338322	3830	
650	Z9702-1342122	4210	

HRDEH78601 00 Mast hydraulic system(metric)							
HRDEH78601 00 门架管路系统(公制)							
序号 No.	零部件代号 Part No.	版本 Edition	名称 Part name		数量 Q'ty	备注 Remark	
1	D7B38-62061	03	Flow regulator	限速阀壳体	1		
2	D7B38-62071	00	Right angle joint	直角接头	2	Include 22	包含 22
3	SB31C-40	00	Flow regulator	限速阀	1		
4	Q78B0-60701	02	Straight joint	直通接头	2	Include 20	包含 20
5	DS2S8-60031	02	Four-way ass'y	四通接头总成	1		
6	DEH78-60201	00	Hose H.P.	高压胶管	1		
6	DEH78-60201A	00	Hose H.P.	高压胶管	1		
7	Z6006-01982	00	O-ring P20:19.8x2.4	O 型密封圈 P20:19.8x2.4	1	JIS B2401	JIS B2401
8	DS2S8-60021	02	Steel pipe	钢管总成 2	1		
9	DS2S8-72061	00	Fixing plate	主油管固定板	1		
10	Q78B0-62181	01	Pipe clamp	管夹	1		
11	B5050-00006	00	Washer,lock	垫圈 6	2	GB93-87	GB93-87
12	B5050-00008	00	Washer	垫圈 8	8	GB93-87	GB93-87
13	B0330-08016	00	Bolt	螺栓 M8x16	8	GB5783-86	GB5783-86
14	B0230-06035	00	Bolt	螺栓 M6x35	2	GB5782-86	GB5782-86
15	H22N0-92521	01	Pulley	滑轮轴	1		
16	D15Y8-62071	02	Pulley	滑轮	1		
17	H22N0-88112	00	Spacer	垫块	1		
18	Z9702-1300022	00	High pressure hose	高压胶管 13 II XL	1	See table	见附表
19	DS2S8-60041	00	Steel pipe	钢管总成	1		
20	Z6006-01782	00	O-ring	O 型密封圈 17.8x2.4	1	JIS B2401	JIS B2401
21	DS2S8-60051	00	Bracket ass'y	支架总成	1		
22	Z6006-02373	00	O-ring	O 型密封圈 23.7x3.5	1	JIS B2401	JIS B2401

HRDEH78602 00 Mast hydraulic system(SAE)

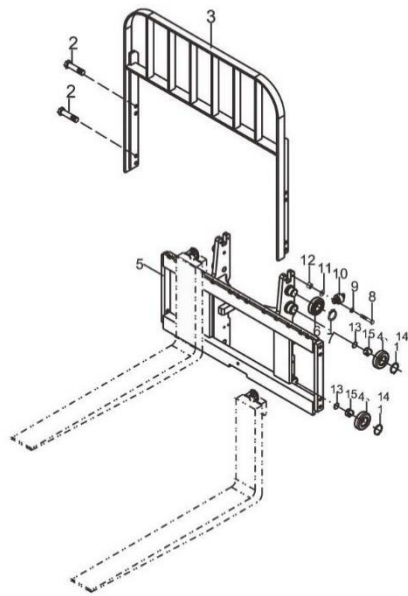
HRDEH78602 00 门架管路系统(美制)



门架管路系统选用件
MAST HYDRAULIC SYSTEM OPTION TABLE

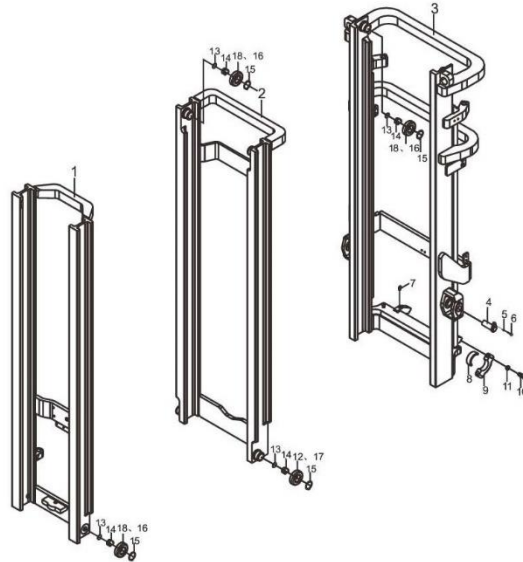
起升高度 LIFTING HEIGHT	序号18高压胶管 ITEM NO. 8 HOSE H. P.		备注 REMARK
	图号 PART NO	长度 LENGTH	
ZSM360	Z9702-1321322	2130	
400	Z9702-1324022	2400	
435	Z9702-1326322	2630	标准 std
450	Z9702-1327322	2730	
470	Z9702-1328722	2870	
480	Z9702-1329322	2930	
500	Z9702-1331322	3130	
510	Z9702-1331922	3190	
530	Z9702-1333322	3330	
540	Z9702-1334022	3400	
550	Z9702-1334722	3470	
600	Z9702-1338322	3830	
620	Z9702-1340122	4010	
650	Z9702-1342122	4210	

HRDEH78602 00 Mast hydraulic system(SAE)							
HRDEH78602 00 门架管路系统(美制)							
序号 No.	零部件代号 Part No.	版本 Edition	名称 Part name		数量 Q'ty	备注 Remark	
1	D7B38-62061	03	Flow regulator	限速阀壳体	1		
2	D7B38-62071	00	Right angle joint	直角接头	1	Include 22	包含 22
3	SB31C-40	00	Flow regulator	限速阀	1		
4	Q78B0-60701	02	Straight joint	直通接头	2	Include 23	包含 23
5	DS2S8-60031	02	Four-way ass'y	四通接头总成	1		
6	DEH78-60211	00	Hose H.P.	高压胶管(美制)	1		
6	DEH78-60211A	00	Hose H.P.	高压胶管(美制)	1		
7	Z6006-01982	00	O-ring P20:19.8x2.4	O 型密封圈 P20:19.8x2.4	1	JIS B2401	JIS B2401
8	DS2S8-62221	01	Steel pipe	钢管总成 2	1		
9	DS2S8-72061	00	Fixing plate	主油管固定板	1		
10	Q78B0-62181	01	Pipe clamp	管夹	1		
11	B5050-00006	00	Washer,lock	垫圈 6	2	GB93-87	GB93-87
12	B5050-00008	00	Washer	垫圈 8	8	GB93-87	GB93-87
13	B0330-08016	00	Bolt	螺栓 M8x16	8	GB5783-86	GB5783-86
14	B0230-06035	00	Bolt	螺栓 M6x35	2	GB5782-86	GB5782-86
15	H22N0-92521	01	Pulley	滑轮轴	1		
16	D15Y8-62071	02	Pulley	滑轮	1		
17	H22N0-88112	00	Spacer	垫块	1		
18	Z7802-1321322	00	Hose H.P.	高压胶管	1	See table	见附表
19	DS2S8-62231	00	Steel pipe	钢管总成	1		
20	DS2S8-62201	00	Straight joint	直通接头	1	Include 22	包含 22
21	DS2S8-60051	00	Bracket ass'y	支架总成	1		
22	Z6006-02373	00	O-ring	O 型密封圈 23.7x3.5	2	JIS B2401	JIS B2401
23	Z6006-01782	00	O-ring	O 型密封圈 17.8x2.4	1	JIS B2401	JIS B2401

HRDEH78001-1 01 Lift bracket & backrest**HRDEH78001-1 01 货叉架及挡货架**

HRDEH78001-2 01 Mast

HRDEH78001-2 01 门架

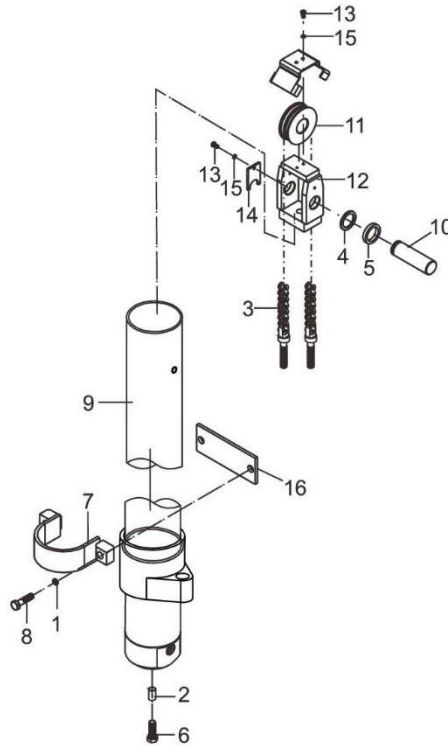


门架选用件
MAST OPTION TABLE

起升高度 LIFTING HEIGHT	外门架总成 OUTER MAST	中门架总成(1.5-1.6T) MIDDLE MAST	中门架总成(1.8-2T) MIDDLE MAST	内门架总成 INNER MAST	备注 REMARK
ZSM360	DEH78-30601	DB638-30201	DB638-30201	DS2S8-30801	
400	DEH78-30611	DB638-30211	DB638-30211	DS2S8-30811	
435	DEH78-30621	DB638-30221	DEH78-30021	DS2S8-30821	标准 std
450	DEH78-30631	DB638-30231	DEH78-30031	DS2S8-30831	
470	DEH78-30641	DB638-30241	DEH78-30041	DS2S8-30841	
480	DEH78-30651	DB638-30251	DEH78-30051	DS2S8-30851	
500	DEH78-30661	DB638-30261	DEH78-30061	DS2S8-30861	
510	DEH78-30711	DEH78-30111	DEH78-30111	DS2S8-30931	
530	DEH78-30721	DEH78-30121	DEH78-30121	DS2S8-30941	
540	DEH78-30671	DEH78-30071	DEH78-30071	DS2S8-30871	
550				DS2S8-30951	
600	DEH78-30681	DEH78-30081	DEH78-30081	DS2S8-30881	
620	DEH78-30691	DEH78-30091	DEH78-30091	DS2S8-30901	
650	DG3V8-30701	DG3V8-30101	DG3V8-30101	DS2S8-30891	

HRDS2S8403 11 Front lift cylinder mounting

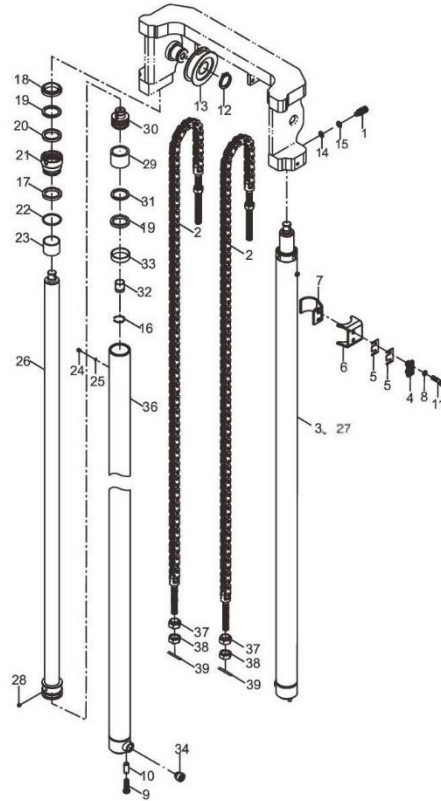
HRDS2S8403 11 前起升油缸安装图



前起升油缸安装选用件 FRONT LIFT CYLINDER MOUNTING OPTION TABLE							
起升高度 LIFTING HEIGHT	1-2t 二级全自由 full free 2-stage mast		1.5-1.6t 三级全自由 full free 3-stage mast		1.8-2t 三级全自由 full free 3-stage mast		备注 REMARK
	前起升油缸 Front lift cylinder	链条总成 Chain	前起升油缸 Front lift cylinder	链条总成 Chain	前起升油缸 Front lift cylinder	链条总成 Chain	
200	DS2K8-40401A	HRLH1044022-73					
250	DS2K8-40411A	HRLH1044022-81					
300	DS2K8-40421A	HRLH1044022-89					1-2t二级全自由 full free 2-stage mast标准 std
330	DS2K8-40431A	HRLH1044022-93					
350	DS2K8-40441A	HRLH1044022-94					
360			DS1S8-40201A	HRLH1044022-81	DS2S8-40201A	HRLH1044022-81	
370	DS2K8-40451A	HRLH1044022-101					
400	DS2S8-40281A	HRLH1044022-107	DS1S8-40211A	HRLH1044022-85	DS2S8-40211A	HRLH1044022-85	
435			DS1S8-40221A	HRLH1044022-89	DS2S8-40221A	HRLH1044022-91	1.5-2t 三级全自由 full free 3-stage mast 标准 std
450			DS1S8-40231A	HRLH1044022-91	DS2S8-40231A	HRLH1044022-93	
470			DS1S8-40241A	HRLH1044022-91	DS2S8-40241A	HRLH1044022-93	
480			DS1S8-40251A	HRLH1044022-93	DS2S8-40251A	HRLH1044022-93	
500			DS1S8-40261A	HRLH1044022-97	DS2S8-40261A	HRLH1044022-97	
540			DS1S8-40271A	HRLH1044022-101	DS2S8-40271A	HRLH1044022-101	
600			DS1S8-40281A	HRLH1044022-107	DS2S8-40281A	HRLH1044022-107	
620			DS1S8-40301A	HRLH1044022-109			
650			DS1S8-40291A	HRLH1044022-111	DS2S8-40291A	HRLH1044022-111	
510					DS2S8-40301A	HRLH1044022-97	
530			DS1S8-40311A	HRLH1044022-101			
550					DS2S8-40311A	HRLH1044022-103	

HRDS2S8401-1 06 Rear lift cylinder mounting

HRDS2S8401-1 06 后起升油缸安装图



后起升油缸安装选用件
REAR LIFT CYLINDER MOUNTING OPTION TABLE

起升高度 LIFTING HEIGHT	后起升油缸总成(左) LIFT CYLINDER (LEFT)	后起升油缸总成(右) LIFT CYLINDER (RIGHT)	链条总成 CHAIN ASS'Y	备注 REMARK
ZSM360	DS1S8-40011L	DS1S8-40011R	HRLH1234021-79	
400	DS1S8-40021L	DS1S8-40021R	HRLH1234021-87	
435	DS1S8-40031L	DS1S8-40031R	HRLH1234021-93	标准 STD
450	DS1S8-40041L	DS1S8-40041R	HRLH1234021-95	
470	DS1S8-40051L	DS1S8-40051R	HRLH1234021-99	
480	DS1S8-40061L	DS1S8-40061R	HRLH1234021-101	
500	DS1S8-40071L	DS1S8-40071R	HRLH1234021-107	
540	DS1S8-40081L	DS1S8-40081R	HRLH1234021-113	
600	DS1S8-40091L	DS1S8-40091R	HRLH1234021-125	
510	DS1S8-40111L	DS1S8-40111R	HRLH1234021-109	
650	DS1S8-40101L	DS1S8-40101R	HRLH1234021-135	
550	DS1S8-40121L	DS1S8-40121R	HRLH1234021-115	

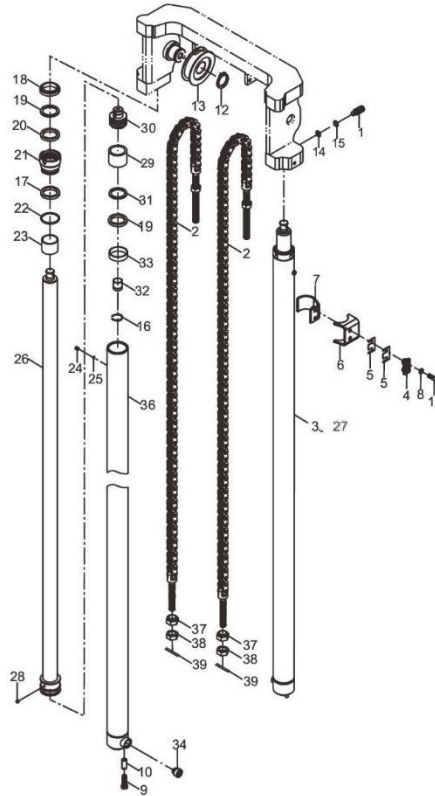
HRDS2S8401-1 06 Rear lift cylinder mounting

HRDS2S8401-1 06 后起升油缸安装图

序号 No.	零部件代号 Part No.	版本 Edition	名称 Part name		数量 Q'ty	备注 Remark	
1	B8330-08020	00	Screw	螺钉 M8x20	2	GB93-87	GB93-87
2	HRLH1234021-N	02	Chain assembly	链条总成	2	See attached table, including 37-39	见附表,包含 37-39
3	HRDS1S8402	05	Rear lift cylinder	后起升油缸	2	1.5-1.6t, See table, inc. 16-36, 40-42	1.5-1.6t, 见附表, 包含 16-36, 40-42
4	DE778-42031	00	Cushion	减震块	2		
5	DE778-42061	00	Shim	调整垫片	8		
6	D7B38-42011	05	Cylinder clamp	油缸固定卡 1	2		
7	D7B38-40201	02	Support	油缸固定卡	2		
8	B5050-00010	00	Washer	垫圈 10	4	GB93-87	GB93-87
9	B0530-12040	00	Bolt M12x1.25x40	螺栓 M12x1.25x40	2	GB5786-86	GB5786-86
10	D7B38-42031	00	Spacer	隔套	2		
11	B0430-10040	00	Bolt M10x1.25x40	螺栓 M10x1.25x40	4	GB5785-86	GB5785-86
12	B6150-00040	00	Snap ring	挡圈 40	2	GB894.1-86	GB894.1-86
13	D61K8-30271	02	Sheave	链轮	2		
14	Q70B0-82131	00	Shim	调整垫片	2	HRQ70B080 4	HRQ70B080 4
15	Q70B0-82121	01	Shim	调整垫片	2	HRQ70B080 4	HRQ70B080 4
16	GCQ045DL4-12	00	Sleeve	套	2	GB895.1-86	GB895.1-86
17	DCQ045BL-10	00	Catch 51X48X1.25	挡片 51X48X1.25	2		
18	4630500	00	Dust ring 40x48x5.8	防尘圈 40x48x5.8	2		
19	23650-83531	00	Catch 50x40x3	挡片 50x40x3	2		
20	23918-52161	00	U-ring	U型圈	2		
21	DCQ045BL-02	00	Guide sleeve	导向套	2		
22	C00537	00	O-ring	O型密封圈	2		
23	Z2112-04025	00	Bushing 4025	钢背轴承 4025	2		
24	B8032-05008	00	Screw	螺钉 M5X8	2	GB/T67-2000	GB/T67-2000
25	Q70B0-82141	01	Washer	垫片	2		
26	DS1S8402-01	00	Piston rod	柱塞杆	2		
27	DS2S8402.1-00L	00	Cylinder body L.H	左缸体	1		
28	B1832-04006	00	Screw	内六角锥端紧定螺钉 M4x6	2	GB/T80-2000	GB/T80-2000
29	DS1S8402-02	00	Spacer	调整套	2		

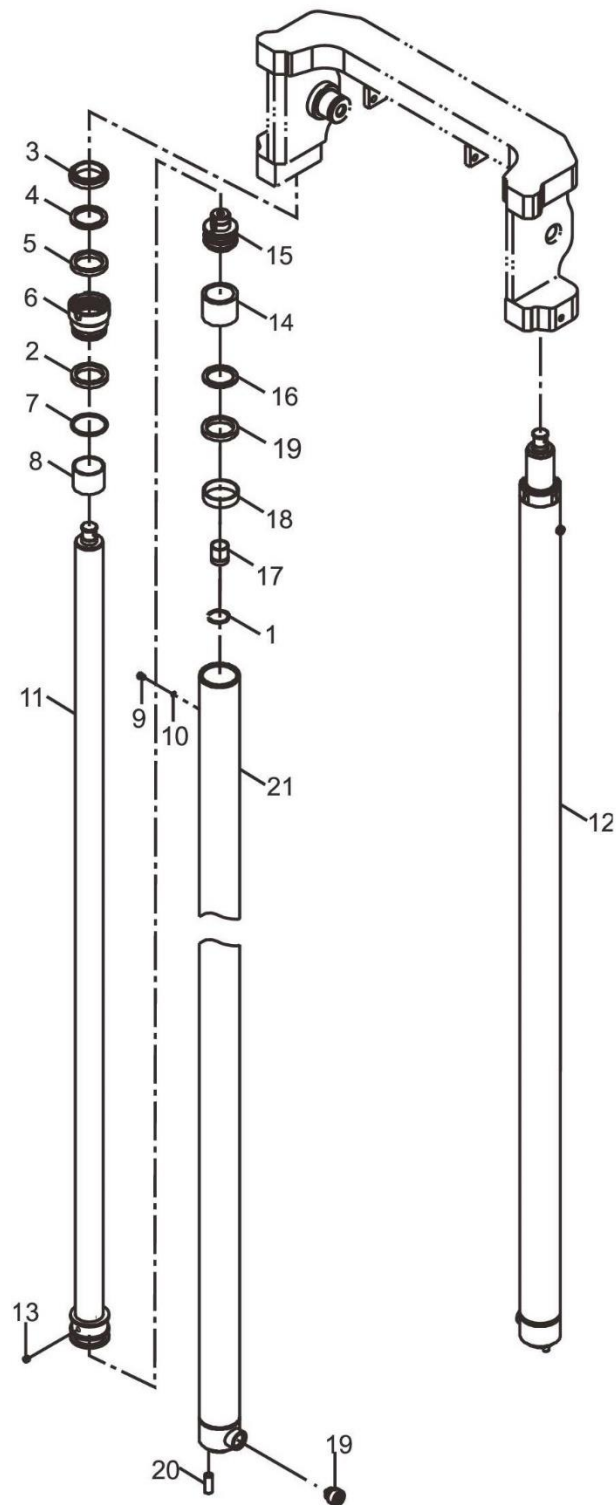
HRDS2S8401-1 06 Rear lift cylinder mounting

HRDS2S8401-1 06 后起升油缸安装图



后起升油缸安装选用件
REAR LIFT CYLINDER MOUNTING OPTION TABLE

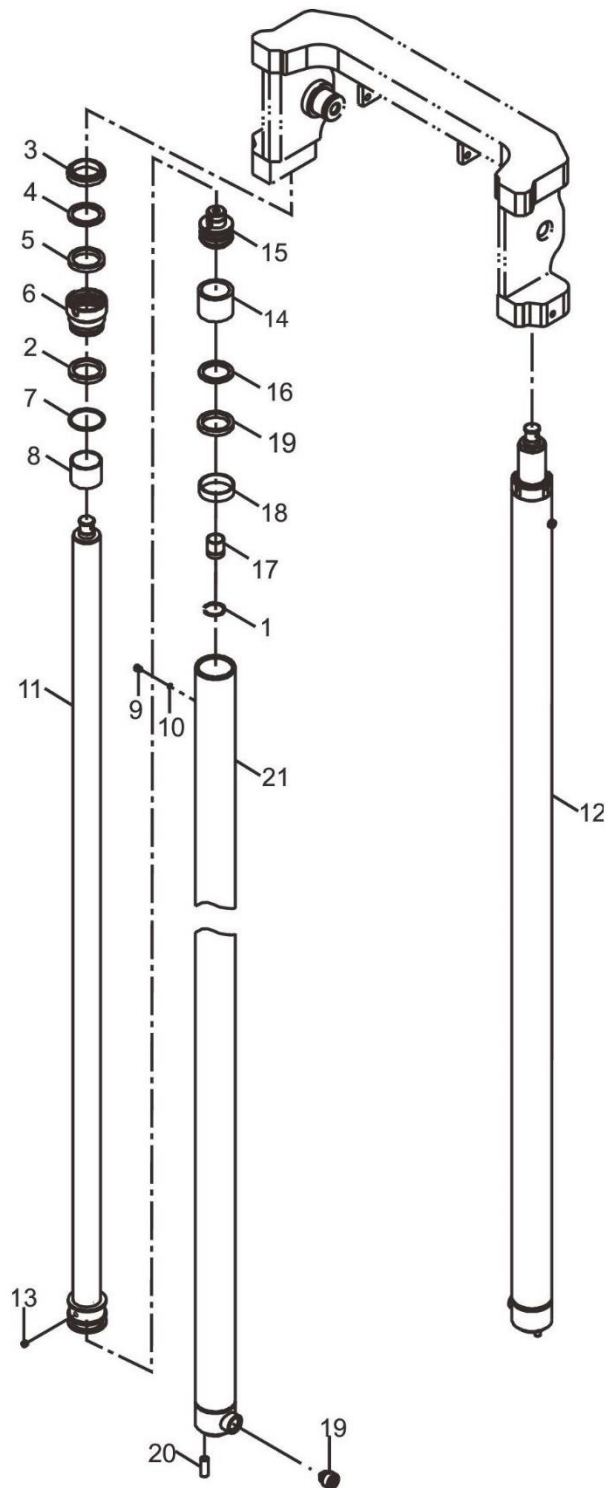
起升高度 LIFTING HEIGHT	后起升油缸总成(左) LIFT CYLINDER (LEFT)	后起升油缸总成(右) LIFT CYLINDER (RIGHT)	链条总成 CHAIN ASS'Y	备注 REMARK
ZSM360	DS1S8-40011L	DS1S8-40011R	HRLH1234021-79	
400	DS1S8-40021L	DS1S8-40021R	HRLH1234021-87	
435	DS1S8-40031L	DS1S8-40031R	HRLH1234021-93	标准 STD
450	DS1S8-40041L	DS1S8-40041R	HRLH1234021-95	
470	DS1S8-40051L	DS1S8-40051R	HRLH1234021-99	
480	DS1S8-40061L	DS1S8-40061R	HRLH1234021-101	
500	DS1S8-40071L	DS1S8-40071R	HRLH1234021-107	
540	DS1S8-40081L	DS1S8-40081R	HRLH1234021-113	
600	DS1S8-40091L	DS1S8-40091R	HRLH1234021-125	
510	DS1S8-40111L	DS1S8-40111R	HRLH1234021-109	
650	DS1S8-40101L	DS1S8-40101R	HRLH1234021-135	
550	DS1S8-40121L	DS1S8-40121R	HRLH1234021-115	

HRDS1S8402 01 Rear lift cylinder**HRDS1S8402 01 后起升油缸**

HRDS1S8402 01 Rear lift cylinder

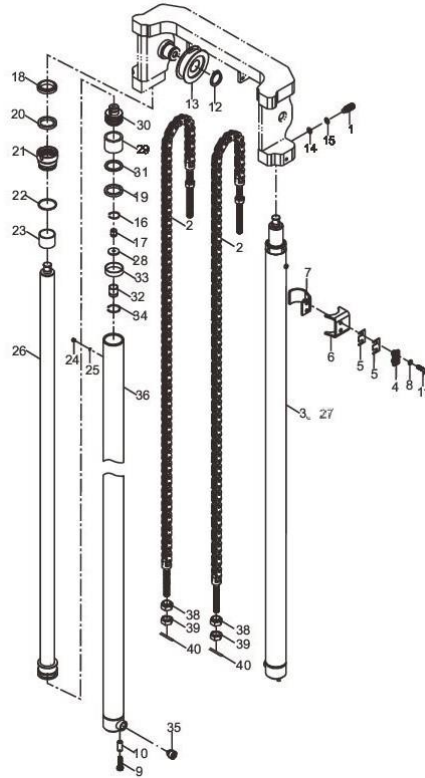
HRDS1S8402 01 后起升油缸

序号 No.	零部件代号 Part No.	版本 Edition	名称 Part name		数量 Q'ty	备注 Remark	
0	DS1S8-40011L	01	Rear lift cylinder	后起升油缸 (左)	2	HRDS1S840 2/ZSM360	HRDS1S840 2/ZSM360
0	DS1S8-40021L	01	Rear lift cylinder	后起升油缸 (左)	2	HRDS1S840 2/ZSM400	HRDS1S840 2/ZSM400
0	DS1S8-40031L	01	Rear lift cylinder	后起升油缸 (左)	2	HRDS1S840 2/ZSM435/ std	HRDS1S840 2/ZSM435/ 标准
0	DS1S8-40041L	01	Rear lift cylinder	后起升油缸 (左)	2	HRDS1S840 2/ZSM450	HRDS1S840 2/ZSM450
0	DS1S8-40051L	01	Rear lift cylinder	后起升油缸 (左)	2	HRDS1S840 2/ZSM470	HRDS1S840 2/ZSM470
0	DS1S8-40061L	01	Rear lift cylinder	后起升油缸 (左)	2	HRDS1S840 2/ZSM480	HRDS1S840 2/ZSM480
0	DS1S8-40071L	01	Rear lift cylinder	后起升油缸 (左)	2	HRDS1S840 2/ZSM500	HRDS1S840 2/ZSM500
0	DS1S8-40081L	01	Rear lift cylinder	后起升油缸 (左)	2	HRDS1S840 2/ZSM540	HRDS1S840 2/ZSM540
0	DS1S8-40091L	01	Rear lift cylinder	后起升油缸 (左)	2	HRDS1S840 2/ZSM600	HRDS1S840 2/ZSM600
0	DS1S8-40101L	01	Rear lift cylinder	后起升油缸 (左)	2	HRDS1S840 2/ZSM650	HRDS1S840 2/ZSM650
0	DS1S8-40011R	01	Rear lift cylinder	后起升油缸 (右)	2	HRDS1S840 2/ZSM360	HRDS1S840 2/ZSM360
0	DS1S8-40021R	01	Rear lift cylinder	后起升油缸 (右)	2	HRDS1S840 2/ZSM400	HRDS1S840 2/ZSM400
0	DS1S8-40031R	01	Rear lift cylinder	后起升油缸 (右)	2	HRDS1S840 2/ZSM435/ std	HRDS1S840 2/ZSM435/ 标准
0	DS1S8-40041R	01	Rear lift cylinder	后起升油缸 (右)	2	HRDS1S840 2/ZSM450	HRDS1S840 2/ZSM450
0	DS1S8-40051R	01	Rear lift cylinder	后起升油缸 (右)	2	HRDS1S840 2/ZSM470	HRDS1S840 2/ZSM470
0	DS1S8-40061R	01	Rear lift cylinder	后起升油缸 (右)	2	HRDS1S840 2/ZSM480	HRDS1S840 2/ZSM480
0	DS1S8-40071R	01	Rear lift cylinder	后起升油缸 (右)	2	HRDS1S840 2/ZSM500	HRDS1S840 2/ZSM500
0	DS1S8-40081R	01	Rear lift cylinder	后起升油缸 (右)	2	HRDS1S840 2/ZSM540	HRDS1S840 2/ZSM540
0	DS1S8-40091R	01	Rear lift cylinder	后起升油缸 (右)	2	HRDS1S840 2/ZSM600	HRDS1S840 2/ZSM600
0	DS1S8-40101R	01	Rear lift cylinder	后起升油缸 (右)	2	HRDS1S840 2/ZSM650	HRDS1S840 2/ZSM650
1	GCQ045DL4-12	00	Sleeve	套	2	GB895.1-86	GB895.1-86
2	DCQ045BL-10	00	Catch 51X48X1.25	挡片 51X48X1.25	2		
3	4630500	00	Dust ring 40x48x5.8	防尘圈 40x48x5.8	2		
4	23650-83531	00	Catch 50x40x3	挡片 50x40x3	2		
5	23918-52161	00	U-ring	U型圈	2		
6	DCQ045BL-02	00	Guide cap	导向套	2		
7	C00537	00	O-ring	O型密封圈	2		
8	Z2112-04025	00	Steel bearing 4025	钢背轴承 4025	2		
9	B8032-05008	00	Screw	螺钉 M5X8	2	GB/T67- 2000	GB/T67- 2000
10	Q70B0-82141	01	Washer	垫片	2		

HRDS1S8402 01 Rear lift cylinder**HRDS1S8402 01 后起升油缸**

HRDS2S8401-2 06 Rear lift cylinder mounting

HRDS2S8401-2 06 后起升油缸安装图



后起升油缸安装选用件
REAR LIFT CYLINDER MOUNTING OPTION TABLE

起升高度 LIFTING HEIGHT	后起升油缸总成(左) LIFT CYLINDER (LEFT)	后起升油缸总成(右) LIFT CYLINDER (RIGHT)	链条总成 CHAIN ASS'Y	备注 REMARK
ZSM360	DS2S8-40011L	DS2S8-40011R	HRLH1234021-79	
400	DS2S8-40021L	DS2S8-40021R	HRLH1234021-87	
435	DS2S8-40031L	DS2S8-40031R	HRLH1234021-93	标准 STD
450	DS2S8-40041L	DS2S8-40041R	HRLH1234021-95	
470	DS2S8-40051L	DS2S8-40051R	HRLH1234021-99	
480	DS2S8-40061L	DS2S8-40061R	HRLH1234021-101	
500	DS2S8-40071L	DS2S8-40071R	HRLH1234021-107	
540	DS2S8-40081L	DS2S8-40081R	HRLH1234021-113	
600	DS2S8-40091L	DS2S8-40091R	HRLH1234021-125	
650	DS2S8-40101L	DS2S8-40101R	HRLH1234021-135	
620	DS2S8-40111L	DS2S8-40111R	HRLH1234021-109	
530	DS2S8-40121L	DS2S8-40121R	HRLH1234021-113	

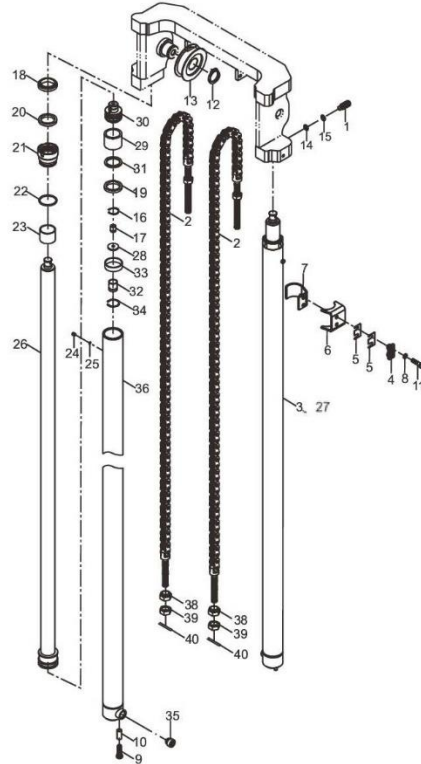
HRDS2S8401-2 06 Rear lift cylinder mounting

HRDS2S8401-2 06 后起升油缸安装图

序号 No.	零部件代号 Part No.	版本 Edition	名称 Part name		数量 Q'ty	备注 Remark	
1	B8330-08020	00	Screw	螺钉 M8x20	2	GB79-85	GB79-85
2	HRLH1234021-N	02	Chain assembly	链条总成	2	See table, include 38-40	见附表,包含 38-40
3	HRDS2S8402	05	Rear lift cylinder	后起升油缸	2	1.8-2t, See table, inc. 16-37, 41-42	1.8-2t, 见附表, 包含 16-37, 41-42
4	DE778-42031	00	Cushion	减震块	2		
5	DE778-42061	00	Shim	调整垫片	8		
6	D7B38-42011	05	Cylinder clamp	油缸固定卡 1	2		
7	D7B38-40201	02	Support	油缸固定卡	2		
8	B5050-00010	00	Washer	垫圈 10	4	GB93-87	GB93-87
9	B0530-12040	00	Bolt M12x1.25x40	螺栓 M12x1.25x40	2	GB5786-86	GB5786-86
10	D7B38-42031	00	Spacer	隔套	2		
11	B0430-10040	00	Bolt M10x1.25x40	螺栓 M10x1.25x40	4	GB5785-86	GB5785-86
12	B6150-00040	00	Snap ring	挡圈 40	2	GB894.1-86	GB894.1-86
13	D61K8-30271	02	Sheave	链轮	2		
14	D15N8-42001	00	Shim	调整垫片	2	HRD15N870 1K	HRD15N870 1K
15	D15N8-42011	00	Shim	调整垫片	2	HRD15N870 1K	HRD15N870 1K
16	D20B8-42381	00	Snap ring	钢丝挡圈	2	GB895.1-86	GB895.1-86
17	GCQ055DL4.2-00	00	Valve assembly	阀总成	2		
18	29568-42051	00	Dust ring	防尘圈	2		
19	23650-52861	00	Catch	挡片 $\phi 45 \times \phi 35 \times 3$	2		
20	D10B8-42311A	00	Seal ring	轴用密封圈 36x46x6	2		
21	HRD61Q8402	00	Guide sleeve	导向套	2		
22	Z6053-04472	00	O-ring D44.7x2.4	O型密封圈 D44.7x2.4	2		
23	Z2112-03630	00	Bushing 3630	钢背轴承 3630	2		
24	B8032-05005	00	Screw	螺钉 M5x5	2	GB/T67-2000	GB/T67-2000
25	Q70B0-82141	01	Washer	垫片	2		
26	HRDS2S8402-01	00	Piston rod	活塞杆	2		
27	HRDS2S8402.1-00L	00	Cylinder body L.H	左缸体	1		
28	GCQ045DL4-04	00	Washer	垫片	2		
29	TZT-36	00	Spacer	调整套	2		
30	HRD6S50805-04	00	Piston	活塞	2		

HRDS2S8401-2 06 Rear lift cylinder mounting

HRDS2S8401-2 06 后起升油缸安装图

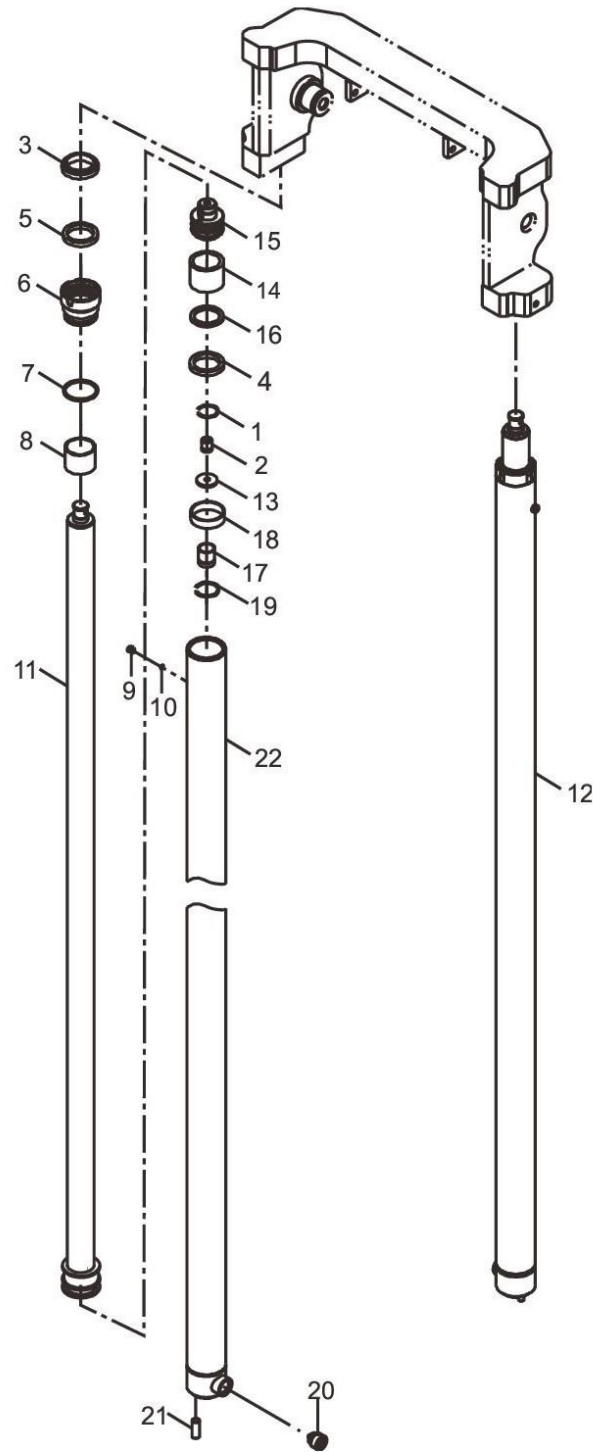


后起升油缸安装选用件
REAR LIFT CYLINDER MOUNTING OPTION TABLE

起升高度 LIFTING HEIGHT	后起升油缸总成(左) LIFT CYLINDER (LEFT)	后起升油缸总成(右) LIFT CYLINDER (RIGHT)	链条总成 CHAIN ASS'Y	备注 REMARK
ZSM360	DS2S8-40011L	DS2S8-40011R	HRLH1234021-79	
400	DS2S8-40021L	DS2S8-40021R	HRLH1234021-87	
435	DS2S8-40031L	DS2S8-40031R	HRLH1234021-93	标准 STD
450	DS2S8-40041L	DS2S8-40041R	HRLH1234021-95	
470	DS2S8-40051L	DS2S8-40051R	HRLH1234021-99	
480	DS2S8-40061L	DS2S8-40061R	HRLH1234021-101	
500	DS2S8-40071L	DS2S8-40071R	HRLH1234021-107	
540	DS2S8-40081L	DS2S8-40081R	HRLH1234021-113	
600	DS2S8-40091L	DS2S8-40091R	HRLH1234021-125	
650	DS2S8-40101L	DS2S8-40101R	HRLH1234021-135	
620	DS2S8-40111L	DS2S8-40111R	HRLH1234021-109	
530	DS2S8-40121L	DS2S8-40121R	HRLH1234021-113	

HRDS2S8402 01 Rear lift cylinder

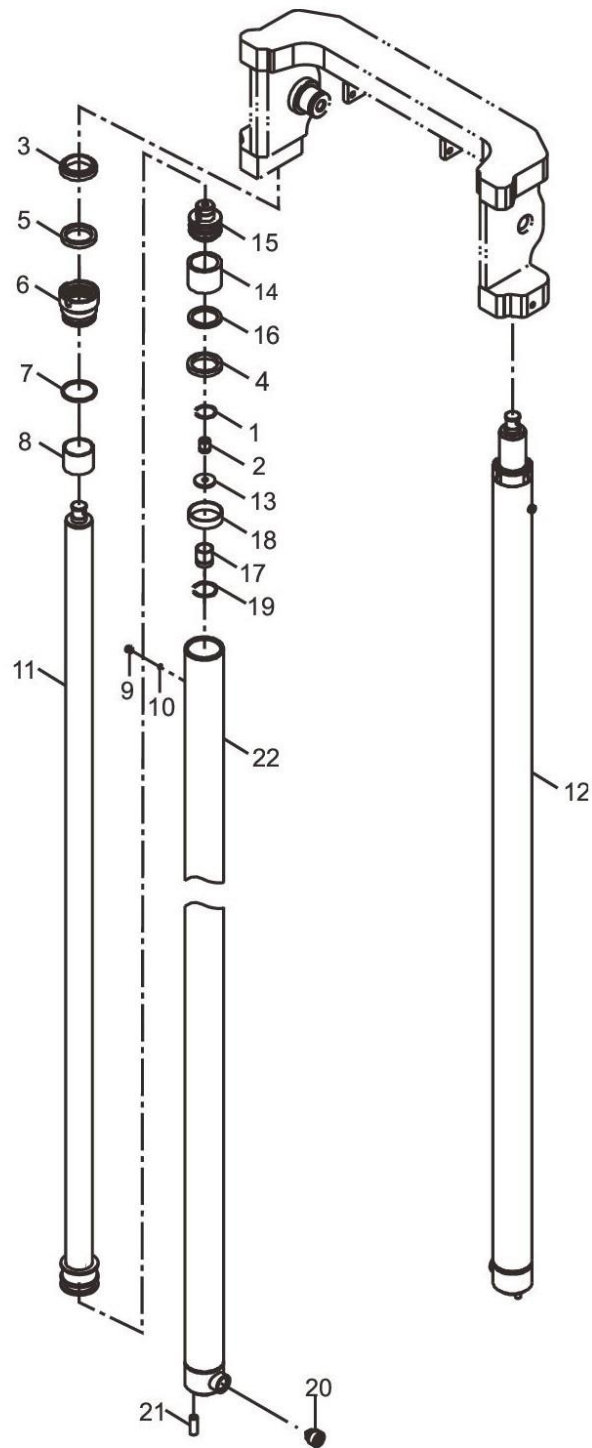
HRDS2S8402 01 后起升油缸

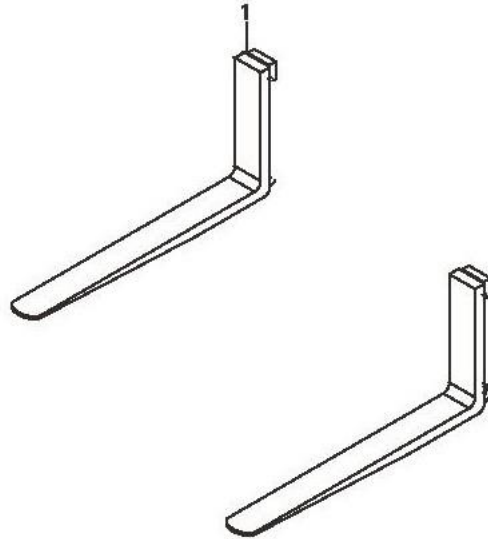


HRDS2S8402 01 Rear lift cylinder							
HRDS2S8402 01 后起升油缸							
序号 No.	零部件代号 Part No.	版本 Edition	名称 Part name		数量 Q'ty	备注 Remark	
0	DS2S8-40011L	01	Rear lift cylinder	后起升油缸 (左)	2	HRDS2S840 2/ZSM360	HRDS2S840 2/ZSM360
0	DS2S8-40021L	01	Rear lift cylinder	后起升油缸 (左)	2	HRDS2S840 2/ZSM400	HRDS2S840 2/ZSM400
0	DS2S8-40031L	01	Rear lift cylinder	后起升油缸 (左)	2	HRDS2S840 2/ZSM435/ std	HRDS2S840 2/ZSM435/ 标准
0	DS2S8-40041L	01	Rear lift cylinder	后起升油缸 (左)	2	HRDS2S840 2/ZSM450	HRDS2S840 2/ZSM450
0	DS2S8-40051L	01	Rear lift cylinder	后起升油缸 (左)	2	HRDS2S840 2/ZSM470	HRDS2S840 2/ZSM470
0	DS2S8-40061L	01	Rear lift cylinder	后起升油缸 (左)	2	HRDS2S840 2/ZSM480	HRDS2S840 2/ZSM480
0	DS2S8-40071L	01	Rear lift cylinder	后起升油缸 (左)	2	HRDS2S840 2/ZSM500	HRDS2S840 2/ZSM500
0	DS2S8-40081L	01	Rear lift cylinder	后起升油缸 (左)	2	HRDS2S840 2/ZSM540	HRDS2S840 2/ZSM540
0	DS2S8-40091L	01	Rear lift cylinder	后起升油缸 (左)	2	HRDS2S840 2/ZSM600	HRDS2S840 2/ZSM600
0	DS2S8-40101L	01	Rear lift cylinder	后起升油缸 (左)	2	HRDS2S840 2/ZSM650	HRDS2S840 2/ZSM650
0	DS2S8-40011R	01	Rear lift cylinder	后起升油缸 (右)	2	HRDS2S840 2/ZSM360	HRDS2S840 2/ZSM360
0	DS2S8-40021R	01	Rear lift cylinder	后起升油缸 (右)	2	HRDS2S840 2/ZSM400	HRDS2S840 2/ZSM400
0	DS2S8-40031R	01	Rear lift cylinder	后起升油缸 (右)	2	HRDS2S840 2/ZSM435/ std	HRDS2S840 2/ZSM435/ 标准
0	DS2S8-40041R	01	Rear lift cylinder	后起升油缸 (右)	2	HRDS2S840 2/ZSM450	HRDS2S840 2/ZSM450
0	DS2S8-40051R	01	Rear lift cylinder	后起升油缸 (右)	2	HRDS2S840 2/ZSM470	HRDS2S840 2/ZSM470
0	DS2S8-40061R	01	Rear lift cylinder	后起升油缸 (右)	2	HRDS2S840 2/ZSM480	HRDS2S840 2/ZSM480
0	DS2S8-40071R	01	Rear lift cylinder	后起升油缸 (右)	2	HRDS2S840 2/ZSM500	HRDS2S840 2/ZSM500
0	DS2S8-40081R	01	Rear lift cylinder	后起升油缸 (右)	2	HRDS2S840 2/ZSM540	HRDS2S840 2/ZSM540
0	DS2S8-40091R	01	Rear lift cylinder	后起升油缸 (右)	2	HRDS2S840 2/ZSM600	HRDS2S840 2/ZSM600
0	DS2S8-40101R	01	Rear lift cylinder	后起升油缸 (右)	2	HRDS2S840 2/ZSM650	HRDS2S840 2/ZSM650
1	D20B8-42381	00	Snap ring	钢丝挡圈	2	GB895.1-86	GB895.1-86
2	GCQ055DL4.2-00	00	Valve assembly	阀总成	2		
3	29568-42051	00	Dust ring	防尘圈	2		
4	23650-52861	00	Catch	挡片 $\phi 45 \times \phi 35 \times 3$	2		
5	D10B8-42311A	00	Seal ring	轴用密封圈 36x46x6	2		
6	HRD61Q8402	00	Guide cap	导向套	2		
7	Z6053-04472	00	O-ring D44.7x2.4	O型密封圈 D44.7x2.4	2		
8	Z2112-03630	00	Steel bearing 3630	钢背轴承 3630	2		
9	B8032-05005	00	Screw	螺钉 M5x5	2	GB/T67- 2000	GB/T67- 2000
10	Z6700-010	00	Washer	组合垫圈 5	2		

HRDS2S8402 01 Rear lift cylinder

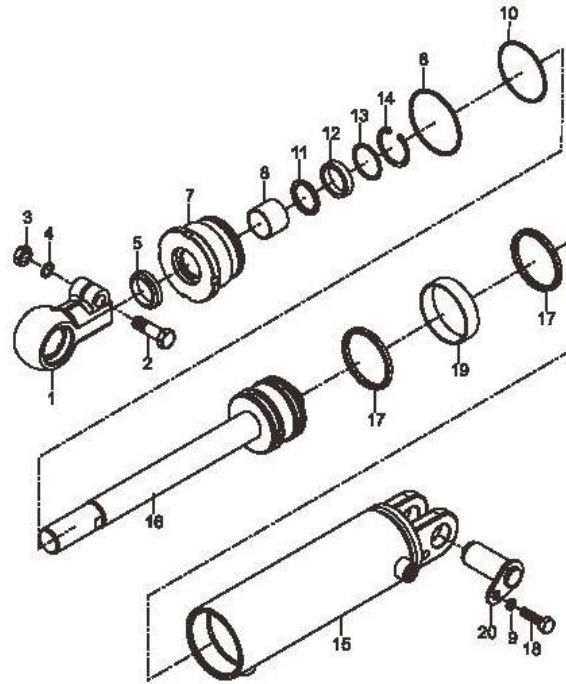
HRDS2S8402 01 后起升油缸



HRD20B8101 05 Fork**HRD20B8101 05 货叉总成**

HRD7B38501B 01 Tilt cylinder

HRD7B38501B 01 倾斜油缸

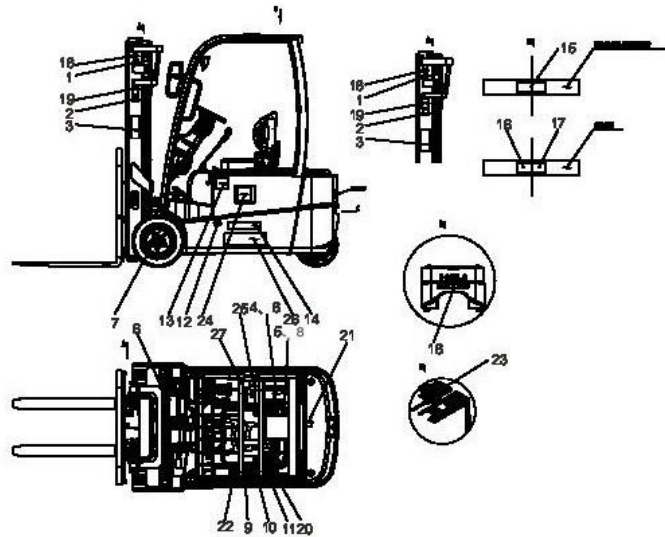


倾斜油缸选用件
TILT CYLINDER OPTION TABLE

前/后倾角 TILTK ANGLE	倾斜油缸 TILT CYLINDER L.H.
6° -7°	07838-50011B
7° -8°	07838-50071B
3° -5°	07838-50021B
3° -3°	07838-50091B
6° -3°	07838-50061B
6° -5°	07838-50081B

A6BD9-10001 02 Decal(Chinese)

A6BD9-10001 02 油漆标牌布置图(中文)



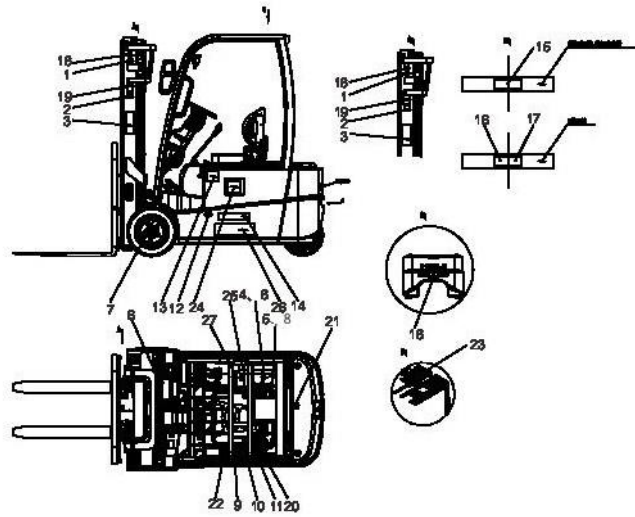
A6BD9-10001 02 Decal(Chinese)

A6BD9-10001 02 油漆标牌布置图(中文)

序号 No.	零部件代号 Part No.	版本 Edition	名称 Part name		数量 Qty	备注 Remark	
1	6TY40-10-39	00	Plate,sling	起吊标牌	4		
2	6TY40-01-79	00	Plate,safety	安全标志标牌	1		
2	6TY40-01-80	00	Plate,safety	安全标志标牌(右)	1		
3	6TY40-00-632	00	"HELI" combined label	"HELI" 合力标贴	2		
4	6TY10-00-573	01	Actual bearing capacity nameplate	实际承载能力铭牌(中英文对照)	1		
5	6TY10-00-593	00	Battery counterweight forklift nameplate,Chinese	蓄电池平衡重式叉车铭牌(中文)	1		
6	6TY40-02-03	03	Plate,lubrication chart	润滑系统图标牌	1		
7	6TY40-92-02	00	Pedal	脚踏驻车制动标牌	1		
8	B2391-04008	00	Rivet	开口型铆钉 4x8	8	GB/T12618.3-2006	GB/T12618.3-2006
9	6TY40-03-132	00	Plate,notice for use,electric,Chinese	使用须知标牌电动(中文)	1		
10	6TY40-20-37	00	Notice signs for lithium batteries,Chinese	锂电池使用注意事项标牌(中文)	1		
11	6TY40-30-19	00	Lithium battery maintenance notice sign,Chinese	锂电池保养注意事项标牌(中文)	1		
12	6TY40-05-07	00	Plate,adding hydraulic oil	加液压油标牌	1		
13	6TY40-00-1207	00	Plate,model	型号标牌	1	For CPD15LI	CPD15LI 用
13	6TY40-00-1208	00	Plate,model	型号标牌	1	For CPD16LI	CPD16LI 用
13	6TY40-00-1209	00	Plate,model	型号标牌	1	For CPD18LI	CPD18LI 用
13	6TY40-00-1210	00	Plate,model	型号标牌	1	For CPD20LI	CPD20LI 用
14	6TY40-105-139	00	Pedal	车身标牌	1		
15	6TY40-01-86	00	Precautions for high position operation	高位作业注意事项	1		
16	6TY40-14-35	00	Plate,padlok mast space	禁止进入门架后空间	1		
17	6TY40-15-40	00	Decal,notice thumb hand	注意伤手标牌	1		
18	6TY40-13-51	00	Decal	停车制动调整标牌(中文)	1		
19	6TY40-185-03	00	Balance re-label	平衡重标贴	1		
20	6TY40-176-01	00	WeChat QR code sticker	"合力叉车" 微信二维码标贴	1		
21	6TY40-34-27	00	Forbiding filling water model	严禁冲水标牌(中文)	1		
22	6TY40-12-48	00	Check the essentials before starting	启动前检查要领(中文)	1		
23	FZ-FZK3572	00	Block	防撞块	5		
24	6TY40-181-01	01	Decal	锂电池快充接口标贴	1		
25	6TY20-00-785	00	Decal	负荷曲线标贴	1	1.5tZM/M	1.5t 两节/基本型
25	6TY20-00-786	00	Decal	负荷曲线标贴	1	1.5t,3-stage mast	1.5t 三节门架

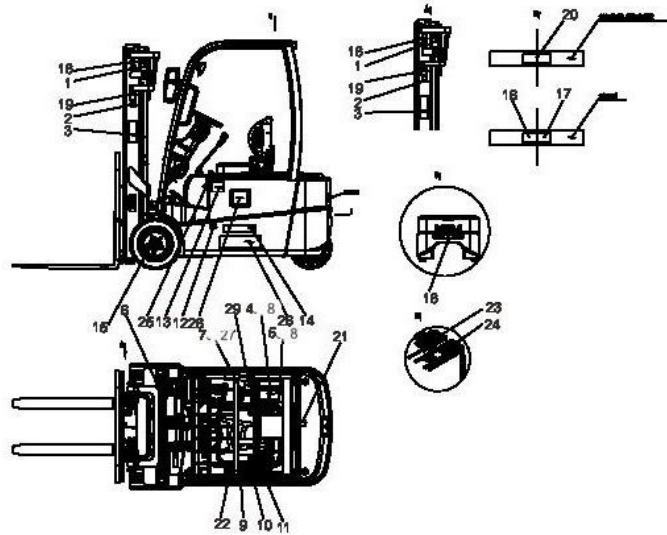
A6BD9-10001 02 Decal(Chinese)

A6BD9-10001 02 油漆标牌布置图(中文)



A6BD9-10011 02 Decal(English)

A6BD9-10011 02 油漆标牌布置图(英文)



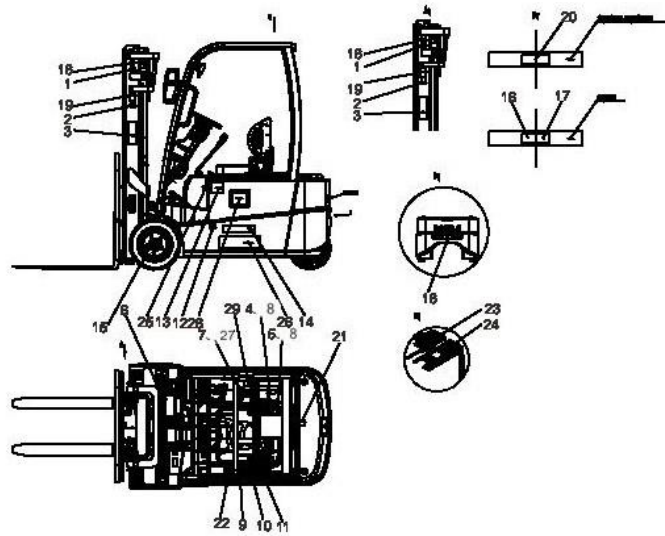
A6BD9-10011 02 Decal(English)

A6BD9-10011 02 油漆标牌布置图(英文)

序号 No.	零部件代号 Part No.	版本 Edition	名称 Part name		数量 Qty	备注 Remark	
1	6TY40-10-39	00	Plate,sling	起吊标牌	4		
2	6TY40-01-79	00	Plate,safety	安全标志标牌	1		
2	6TY40-01-80	00	Plate,safety	安全标志标牌(右)	1		
3	6TY40-00-632	00	"HELI" combined label	"HELI" 合力标贴	2		
4	6TY10-00-594	00	Plate,actual carrying capacity, small tonnage, English	实际承载能力铭牌小吨位(英文)	1		
5	6TY10-00-595	01	Battery counterweight forklift nameplate,English	蓄电池平衡重式叉车铭牌(英文)	1		
6	6TY40-02-04	03	Plate,lubrication chart	润滑系统图标牌	1		
7	6TY40-104-02	00	Plate	紧急断电开关背景标牌	1		
8	B2391-04008	00	Rivet	开口型铆钉 4x8	8	GB/T12618.3-2006	GB/T12618.3-2006
9	6TY40-03-133	01	Pedal	使用须知标牌电动(英文)	1		
10	6TY40-20-38	01	Notice signs for lithium batteries,English	锂电池使用注意事项标牌(英文)	1		
11	6TY40-30-20	01	Lithium battery maintenance notice sign,English	锂电池保养注意事项标牌(英文)	1		
12	6TY40-05-08	00	Add the hydraulic label	加注液压油标牌	1		
13	6TY40-00-1207	00	Plate,model	型号标牌	1	For CPD15LI	CPD15LI 用
13	6TY40-00-1208	00	Plate,model	型号标牌	1	For CPD16LI	CPD16LI 用
13	6TY40-00-1209	00	Plate,model	型号标牌	1	For CPD18LI	CPD18LI 用
13	6TY40-00-1210	00	Plate,model	型号标牌	1	For CPD20LI	CPD20LI 用
14	6TY40-105-139	00	Pedal	车身标牌	1		
15	6TY40-92-02	00	Pedal	脚踏驻车制动标牌	1		
16	6TY40-14-35	00	Plate,pedlok mast space	禁止进入门架后空间	1		
17	6TY40-15-40	00	Decal,notice thumb hand	注意伤手标牌	1		
18	6TY40-120-12	01	Plate,capacity chart	捆綁点标识(英文)	3		
19	6TY40-17-01	00	Plate,"CE" safety identifier	CE 安全认证标牌	2		
20	6TY40-01-88	00	Precautions for high position operation(english)	高位作业注意事项(英文)	1		
21	6TY40-34-28	01	Forbiding filling water model	严禁冲水标牌(英文)	1		
22	6TY40-12-49	01	Check the essentials before starting	启动前检查要领(英文)	1		
23	6TY40-151-56	02	Warning signs (text, English)	警示标牌(文字,英文)	1		
24	6TY40-151-57	01	Warning signs (picture, English)	警示标牌(图片,英文)	1		
25	6TY40-108-02	00	Plate,shock absorber safety lock	气弹簧安全锁标牌	1		

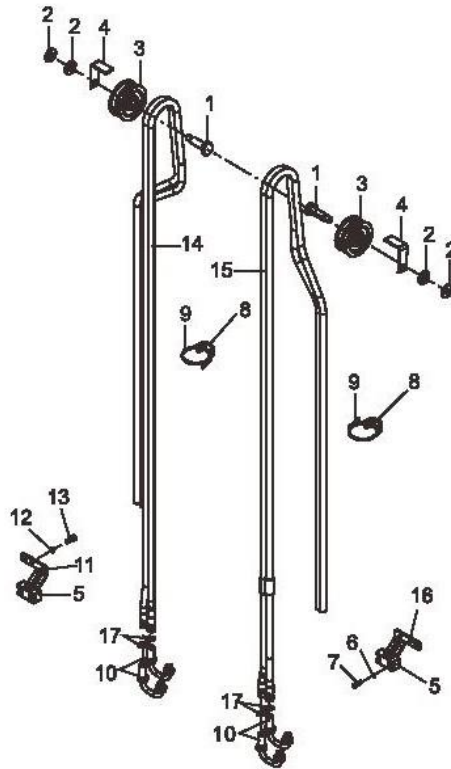
A6BD9-10011 02 Decal(English)

A6BD9-10011 02 油漆标牌布置图(英文)



HRD7B38701 06 Hose pulley block

HRD7B38701 06 胶管滑轮组(M.公制)



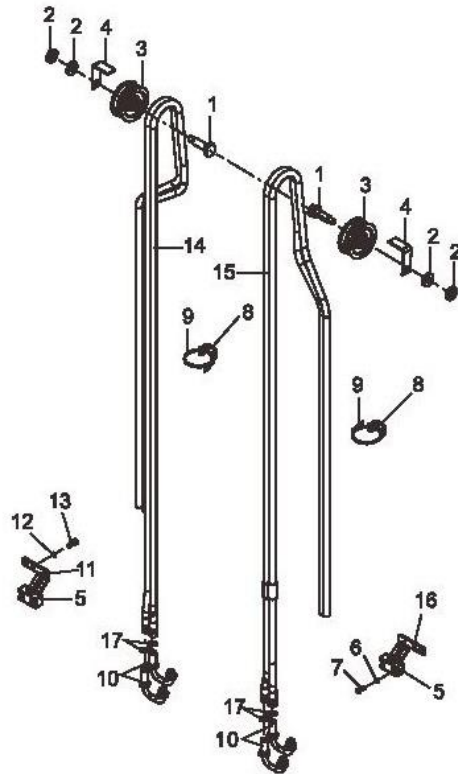
胶管滑轮组选用件
HOSE & PULLEY BLOCK OPTION TABLE

起升高度 LIFTING HEIGHT	件14 NO. 14	件15 NO. 15	备注 REMARK
200	Z9702-0829016	Z9702-0832016	
250	Z9702-0834016	Z9702-0837016	
300	Z9702-0839016	Z9702-0842016	
350	Z9702-0842016	Z9702-0845016	
350	Z9702-0844016	Z9702-0847016	
370	Z9702-0846016	Z9702-0849016	
400	Z9702-0850016	Z9702-0853016	
425	Z9702-0852616	Z9702-0855616	
450	Z9702-0855016	Z9702-0858016	
500	Z9702-0860016	Z9702-0863016	
550	Z9702-0865016	Z9702-0869016	
600	Z9702-0871016	Z9702-0874016	

HRD7B38701 06 Hose pulley block							
HRD7B38701 06 胶管滑轮组(M.公制)							
序号 No.	零部件代号 Part No.	版本 Edition	名称 Part name		数量 Qty	备注 Remark	
1	D16JH-14031	01	Pulley	滑轮轴	1	Three piece valve	三片阀
1	D16JH-14031	01	Pulley	滑轮轴	2	Four piece valve	四片阀
2	B5310-00020	00	Washer	垫圈 20	4	GB97.1-85, Three piece valve	GB97.1-85, 三片阀
2	B5310-00020	00	Washer	垫圈 20	8	GB97.1-85, Four piece valve	GB97.1-85, 四片阀
3	D16JH-05131	03	Pulley	滑轮	1	Three piece valve	三片阀
3	D16JH-05131	03	Pulley	滑轮	2	Four piece valve	四片阀
4	F2F40-40301	01	Suppot plate	胶管护板	1	Three piece valve	三片阀
4	F2F40-40301	01	Suppot plate	胶管护板	2	Four piece valve	四片阀
5	D16JH-05222	00	Dual-row clamp for resin pipe	树脂管专用双列管夹	1	Three piece valve	三片阀
5	D16JH-05222	00	Dual-row clamp for resin pipe	树脂管专用双列管夹	2	Four piece valve	四片阀
6	B5050-00006	00	Washer,lock	垫圈 6	2	GB93-87	GB93-87
6	B5050-00006	00	Washer,lock	垫圈 6	4	GB93-87	GB93-87
7	B0330-06025	00	Bolt	螺栓 M6x25	2	GB5783-86, Three piece valve	GB5783-86, 三片阀
7	B0330-06025	00	Bolt	螺栓 M6x25	4	GB5783-86, Four piece valve	GB5783-86, 四片阀
8	F23JH-22041	00	Pipe clamp	管夹	2	Three piece valve	三片阀
8	F23JH-22041	00	Pipe clamp	管夹	4	Four piece valve	四片阀
9	Z9260-48350	00	4.8 x350 strapping tape	捆扎带 4.8x350	2	Three piece valve	三片阀
9	Z9260-48350	00	4.8 x350 strapping tape	捆扎带 4.8x350	4	Four piece valve	四片阀
10	D7B38-70011	01	Joint assembly	接头总成	2	Three piece valve	三片阀
10	D7B38-70011	01	Joint assembly	接头总成	4	Four piece valve	四片阀
11	D7B38-72041	02	Lock plate -BB	卡板-BB	1	Three piece valve	三片阀
12	B5050-00008	00	Washer	垫圈 8	2	GB93-87, Three piece valve	GB93-87, 三片阀
12	B5050-00008	00	Washer	垫圈 8	4	GB93-87, Four piece valve	GB93-87, 四片阀
13	B0330-08025	00	Bolt	螺栓 M8x25	2	GB5783-86, Three piece valve	GB5783-86, 三片阀
13	B0330-08025	00	Bolt	螺栓 M8x25	4	GB5783-86, Four piece valve	GB5783-86, 四片阀
14	Z9702-0800015	00	Hose H.P.	高压胶管	2	See table, three piece valve	见附表, 三片阀
15	Z9702-0800015	00	Hose H.P.	高压胶管	2	See table, four piece valve	见附表, 四片阀

HRD7B38701 06 Hose pulley block

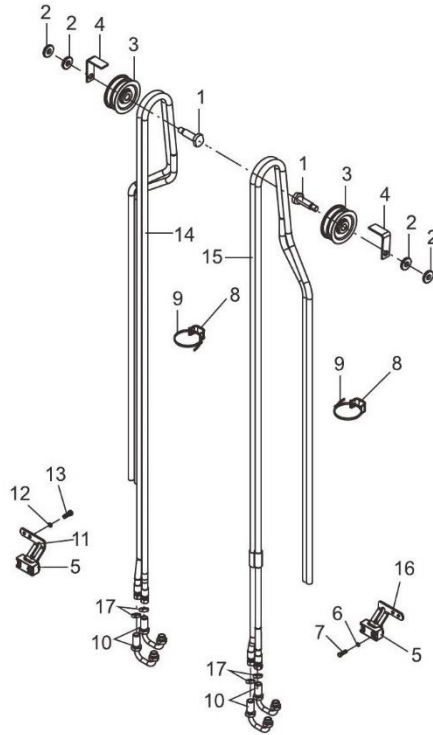
HRD7B38701 06 胶管滑轮组(M.公制)



胶管滑轮组选用件 HOSE & PULLEY BLOCK OPTION TABLE			
起升高度 LIFTING HEIGHT	件14 NO. 14	件15 NO. 15	备注 REMARK
200	Z9702-0829016	Z9702-0832016	
250	Z9702-0834016	Z9702-0837016	
300	Z9702-0839016	Z9702-0842016	
350	Z9702-0843016	Z9702-0848016	
370	Z9702-0844016	Z9702-0847016	
370	Z9702-0846016	Z9702-0849016	
400	Z9702-0850016	Z9702-0853016	
425	Z9702-0852516	Z9702-0855516	
450	Z9702-0855016	Z9702-0858016	
500	Z9702-0860016	Z9702-0863016	
550	Z9702-0865016	Z9702-0869016	
600	Z9702-0871016	Z9702-0874016	

HRD7B38703 01 Hose pulley block (M,SAE)

HRD7B38703 01 胶管滑轮组(M,美制)



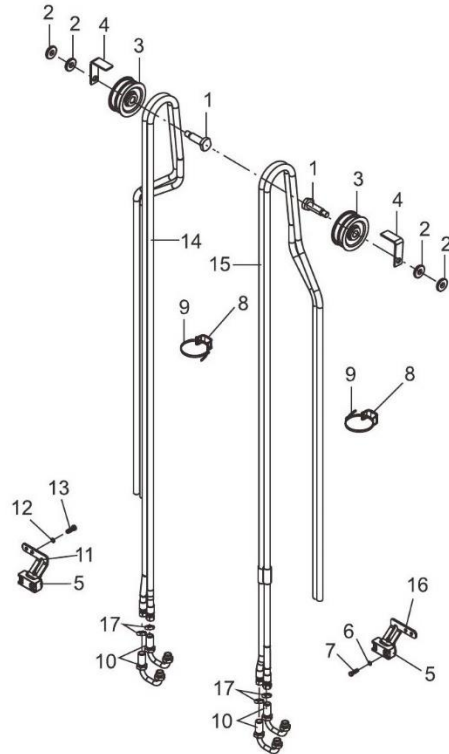
胶管滑轮组选用件
HOSE & PULLEY BLOCK OPTION TABLE

起升高度 LIFTING HEIGHT	件14 NO. 14	件15 NO. 15	备注 REMARK
M200	Z7802-0829015	Z7802-0832015	
250	Z7802-0834015	Z7802-0837015	
300	Z7802-0839015	Z7802-0842015	
330	Z7802-0842015	Z7802-0845015	
350	Z7802-0844015	Z7802-0847015	
370	Z7802-0846015	Z7802-0849015	
400	Z7802-0850015	Z7802-0853015	
425	Z7802-0852515	Z7802-0855515	
450	Z7802-0855015	Z7802-0858015	
500	Z7802-0860015	Z7802-0863015	
550	Z7802-0865015	Z7802-0869015	
600	Z7802-0871015	Z7802-0874015	

HRD7B38703 01 Hose pulley block (M,SAE)							
HRD7B38703 01 胶管滑轮组(M,美制)							
序号 No.	零部件代号 Part No.	版本 Edition	名称 Part name		数量 Q'ty	备注 Remark	
1	D16JH-14031	01	Pulley	滑轮轴	1	Three piece valve	三片阀
1	D16JH-14031	01	Pulley	滑轮轴	2	Four piece valve	四片阀
2	B5310-00020	00	Washer	垫圈 20	4	GB97.1-85, Three piece valve	GB97.1-85, 三片阀
2	B5310-00020	00	Washer	垫圈 20	8	GB97.1-85, Four piece valve	GB97.1-85, 四片阀
3	D16JH-05131	03	Pulley	滑轮	1	Three piece valve	三片阀
3	D16JH-05131	03	Pulley	滑轮	2	Four piece valve	四片阀
4	F2F40-40301	01	Suppot plate	胶管护板	1	Three piece valve	三片阀
4	F2F40-40301	01	Suppot plate	胶管护板	2	Four piece valve	四片阀
5	D16JH-05222	00	Dual-row clamp for resin pipe	树脂管专用双列管夹	1	Three piece valve	三片阀
5	D16JH-05222	00	Dual-row clamp for resin pipe	树脂管专用双列管夹	2	Four piece valve	四片阀
6	B5050-00006	00	Washer,lock	垫圈 6	2	GB93-87	GB93-87
6	B5050-00006	00	Washer,lock	垫圈 6	4	GB93-87	GB93-87
7	B0330-06025	00	Bolt	螺栓 M6x25	2	GB5783-86, Three piece valve	GB5783-86, 三片阀
7	B0330-06025	00	Bolt	螺栓 M6x25	4	GB5783-86, Four piece valve	GB5783-86, 四片阀
8	F23JH-22041	00	Pipe clamp	管夹	2	Three piece valve	三片阀
8	F23JH-22041	00	Pipe clamp	管夹	4	Four piece valve	四片阀
9	Z9260-48350	00	4.8 x350 strapping tape	捆扎带 4.8x350	2	Three piece valve	三片阀
9	Z9260-48350	00	4.8 x350 strapping tape	捆扎带 4.8x350	4	Four piece valve	四片阀
10	DS2S8-72601	00	Joint assembly	接头总成	2	Three piece valve	三片阀
10	DS2S8-72601	00	Joint assembly	接头总成	4	Four piece valve	四片阀
11	D7B38-72041	02	Lock plate -BB	卡板-BB	1	Three piece valve	三片阀
12	B5050-00008	00	Washer	垫圈 8	2	GB93-87, Three piece valve	GB93-87,三片阀
12	B5050-00008	00	Washer	垫圈 8	4	GB93-87, Four piece valve	GB93-87,四片阀
13	B0330-08025	00	Bolt	螺栓 M8x25	2	GB5783-86, Three piece valve	GB5783-86, 三片阀
13	B0330-08025	00	Bolt	螺栓 M8x25	4	GB5783-86, Four piece valve	GB5783-86, 四片阀
14	Z7802-0800015	00	Hose H.P.	高压胶管	2	See table,three piece valve	见附表,三片阀
15	Z7802-0800015	00	Hose H.P.	高压胶管	2	See table,four piece valve	见附表,四片阀

HRD7B38703 01 Hose pulley block (M,SAE)

HRD7B38703 01 胶管滑轮组(M,美制)

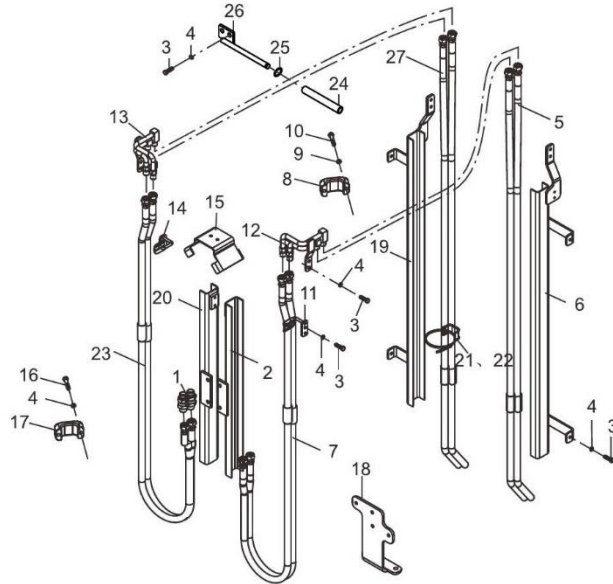


胶管滑轮组选用件
HOSE & PULLEY BLOCK OPTION TABLE

起升高度 LIFTING HEIGHT	件14 NO. 14	件15 NO. 15	备注 REMARK
M200	Z7802-0829015	Z7802-0832015	
250	Z7802-0834015	Z7802-0837015	
300	Z7802-0839015	Z7802-0842015	
330	Z7802-0842015	Z7802-0845015	
350	Z7802-0844015	Z7802-0847015	
370	Z7802-0846015	Z7802-0849015	
400	Z7802-0850015	Z7802-0853015	
425	Z7802-0852515	Z7802-0855515	
450	Z7802-0855015	Z7802-0858015	
500	Z7802-0860015	Z7802-0863015	
550	Z7802-0865015	Z7802-0869015	
600	Z7802-0871015	Z7802-0874015	

HRDS2K8701 07 Hose pulley block (ZM, Metric)

HRDS2K8701 07 胶管滑轮组(ZM, 公制)



胶管滑轮组选用件 HOSE & PULLEY BLOCK OPTION TABLE			
起升高度 LIFTING HEIGHT	件5 NO. 5	件7 NO. 7	备注 REMARK
ZM200	Z9702-0829515SZ	Z9702-0820015	
250	Z9702-0832015SZ	Z9702-0822515	
300	Z9702-0834515SZ	Z9702-0825015	
330	Z9702-0836015SZ	Z9702-0826515	
350	Z9702-0837015SZ	Z9702-0827515	
370	Z9702-0838015SZ	Z9702-0828515	
400	Z9702-0840015SZ	Z9702-0830515	

胶管滑轮组选用件 HOSE & PULLEY BLOCK OPTION TABLE			
起升高度 LIFTING HEIGHT	件23 NO. 23	件27 NO. 27	备注 REMARK
ZM200	Z9702-0816015	Z9702-0830515SZ	
250	Z9702-0818515	Z9702-0833015SZ	
300	Z9702-0821015	Z9702-0835515SZ	
330	Z9702-0822515	Z9702-0837015SZ	
350	Z9702-0823515	Z9702-0838015SZ	
370	Z9702-0824515	Z9702-0839015SZ	
400	Z9702-0826515	Z9702-0841015SZ	

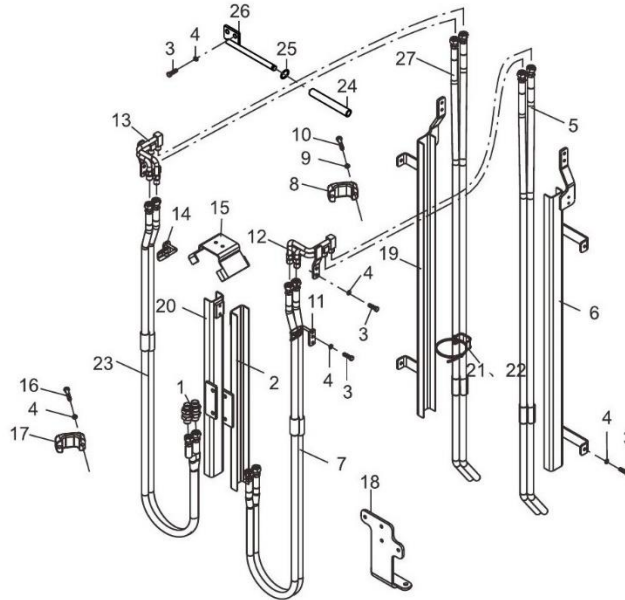
HRDS2K8701 07 Hose pulley block (ZM, Metric)

HRDS2K8701 07 胶管滑轮组(ZM, 公制)

序号 No.	零部件代号 Part No.	版本 Edition	名称 Part name		数量 Q'ty	备注 Remark	
1	DS2S8-72501	00	Nipple	直通隔板接头	2	Three piece valve	三片阀
1	DS2S8-72501	00	Nipple	直通隔板接头	4	Four piece valve	四片阀
2	HRDS2K8705	02	Tramroad L.H.	内门架导轨(左)	1	Four piece valve	四片阀
3	B0330-08020	00	Bolt	螺栓 M8x20	8	GB5783-86, Three piece valve	GB5783-86, 三片阀
3	B0330-08020	00	Bolt	螺栓 M8x20	16	GB5783-86, Four piece valve	GB5783-86, 四片阀
4	B5050-00008	00	Washer	垫圈 8	14	GB93-87, Three piece valve	GB93-87, 三片阀
4	B5050-00008	00	Washer	垫圈 8	28	GB93-87, Four piece valve	GB93-87, 四片阀
5	Z9702-0800015SZ	00	Hose H.P.	高压胶管	2	See table, four piece valve	见附表, 四片阀
6	HRDS2K8702	02	Tramroad L.H.	外门架导轨(左)	1	Four piece valve	四片阀
7	Z9702-0800015	00	Hose H.P.	高压胶管	2	See table, four piece valve	见附表, 四片阀
8	D16JH-05222	00	Dual-row clamp for resin pipe	树脂管专用双列管夹	5	Three piece valve	三片阀
8	D16JH-05222	00	Dual-row clamp for resin pipe	树脂管专用双列管夹	9	Four piece valve	四片阀
9	B5050-00006	00	Washer, lock	垫圈 6	8	GB93-87, Three piece valve	GB93-87, 三片阀
9	B5050-00006	00	Washer, lock	垫圈 6	16	GB93-87, Four piece valve	GB93-87, 四片阀
10	B0230-06030	00	Bolt	螺栓 M6x30	8	GB5782-86, Three piece valve	GB5782-86, 三片阀
10	B0230-06030	00	Bolt	螺栓 M6x30	16	GB5782-86, Four piece valve	GB5782-86, 四片阀
11	F23JH-18211L	00	Hose Limit Assembly (Left)	胶管限位总成(左)	1	Four piece valve	四片阀
12	DS2K8-72021	00	Joint assembly	接头总成	1	Four piece valve	四片阀
13	DS2K8-72031	00	Joint assembly	接头总成(右)	1		
14	F23JH-18211R	00	Hose Limit Assembly (Right)	胶管限位总成(右)	1		
15	DS2S8-72161	00	Baffle	挡板	1		
16	B0330-08030	00	Bolt	螺栓 M8x30	6	GB5783-86	GB5783-86
17	DS2S8-72041	00	Clip	管卡	1	Four piece valve	四片阀
18	DS2S8-72051	02	Plate	固定板	1		
19	HRDS2K8703	02	Tramroad R.H.	外门架导轨(右)	1		
20	HRDS2K8706	02	Tramroad R.H.	内门架导轨(右)	1		
21	F23JH-22041	00	Pipe clamp	管夹	1	Three piece valve	三片阀

HRDS2K8701 07 Hose pulley block (ZM,Metric)

HRDS2K8701 07 胶管滑轮组(ZM,公制)



胶管滑轮组选用件
HOSE & PULLEY BLOCK OPTION TABLE

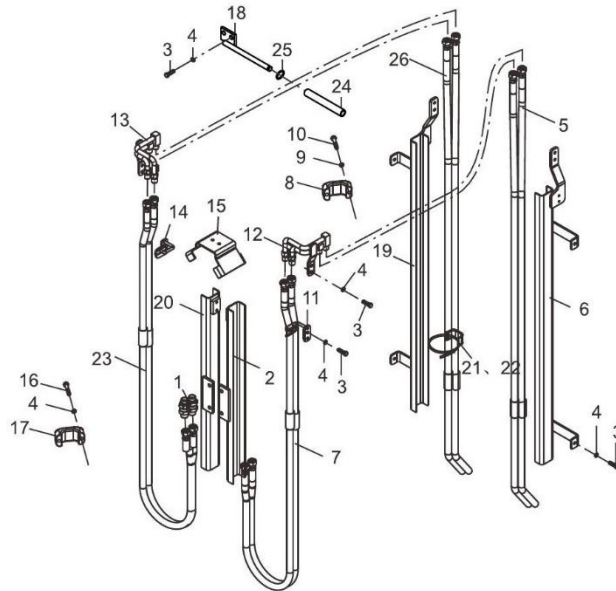
起升高度 LIFTING HEIGHT	件5 NO. 5	件7 NO. 7	备注 REMARK
ZM200	Z9702-0829515SZ	Z9702-0820015	
250	Z9702-0832015SZ	Z9702-0822515	
300	Z9702-0834515SZ	Z9702-0825015	
330	Z9702-0836015SZ	Z9702-0826515	
350	Z9702-0837015SZ	Z9702-0827515	
370	Z9702-0838015SZ	Z9702-0828515	
400	Z9702-0840015SZ	Z9702-0830515	

胶管滑轮组选用件
HOSE & PULLEY BLOCK OPTION TABLE

起升高度 LIFTING HEIGHT	件23 NO. 23	件27 NO. 27	备注 REMARK
ZM200	Z9702-0816015	Z9702-0830515SZ	
250	Z9702-0818515	Z9702-0833015SZ	
300	Z9702-0821015	Z9702-0835515SZ	
330	Z9702-0822515	Z9702-0837015SZ	
350	Z9702-0823515	Z9702-0838015SZ	
370	Z9702-0824515	Z9702-0839015SZ	
400	Z9702-0826515	Z9702-0841015SZ	

HRDS2K8710 02 Hose pulley block

HRDS2K8710 02 胶管滑轮组(ZM,美制)



胶管滑轮组选用件
HOSE & PULLEY BLOCK OPTION TABLE

起升高度 LIFTING HEIGHT	件5 NO. 5	件7 NO. 7	备注 REMARK
ZM200	Z7802-0829515SZ	Z7802-0820015	
250	Z7802-0832015SZ	Z7802-0822515	
300	Z7802-0834515SZ	Z7802-0825015	
330	Z7802-0836015SZ	Z7802-0826515	
350	Z7802-0837015SZ	Z7802-0827515	
370	Z7802-0838015SZ	Z7802-0828515	
400	Z7802-0840015SZ	Z7802-0830515	

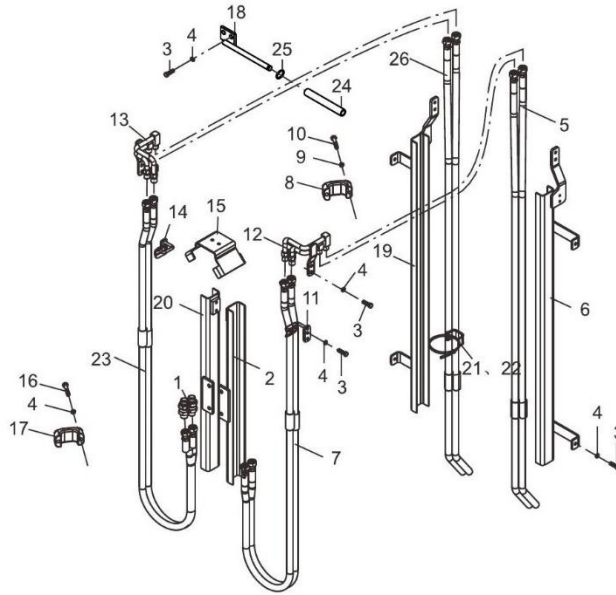
胶管滑轮组选用件
HOSE & PULLEY BLOCK OPTION TABLE

起升高度 LIFTING HEIGHT	件23 NO. 23	件26 NO. 26	备注 REMARK
ZM200	Z7802-0816015	Z7802-0830515SZ	
250	Z7802-0818515	Z7802-0833015SZ	
300	Z7802-0821015	Z7802-0835515SZ	
330	Z7802-0822515	Z7802-0837015SZ	
350	Z7802-0823515	Z7802-0838015SZ	
370	Z7802-0824515	Z7802-0839015SZ	
400	Z7802-0826515	Z7802-0841015SZ	

HRDS2K8710 02 Hose pulley block							
HRDS2K8710 02 胶管滑轮组(ZM,美制)							
序号 No.	零部件代号 Part No.	版本 Edition	名称 Part name		数量 Q'ty	备注 Remark	
1	D16JH-80141	00	Straight joint	直通接头	2	Three piece valve	三片阀
1	D16JH-80141	00	Straight joint	直通接头	4	Four piece valve	四片阀
2	HRDS2K8705	02	Tramroad L.H.	内门架导轨(左)	1	Four piece valve	四片阀
3	B0330-08020	00	Bolt	螺栓 M8x20	8	GB5783-86, Three piece valve	GB5783-86, 三片阀
3	B0330-08020	00	Bolt	螺栓 M8x20	16	GB5783-86, Four piece valve	GB5783-86, 四片阀
4	B5050-00008	00	Washer	垫圈 8	14	GB93-87, Three piece valve	GB93-87,三 片阀
4	B5050-00008	00	Washer	垫圈 8	28	GB93-87, Four piece valve	GB93-87,四 片阀
5	Z7802-0800015SZ	00	Hose H.P.	高压胶管	2	See table, four piece valve	见附表,四片 阀
6	HRDS2K8702	02	Tramroad L.H.	外门架导轨(左)	1	Four piece valve	四片阀
7	Z7802-0800015	00	Hose H.P.	高压胶管	2	See table, four piece valve	见附表,四片 阀
8	D16JH-05222	00	Dual-row clamp for resin pipe	树脂管专用双列管夹	5	Three piece valve	三片阀
8	D16JH-05222	00	Dual-row clamp for resin pipe	树脂管专用双列管夹	9	Four piece valve	四片阀
9	B5050-00006	00	Washer,lock	垫圈 6	8	GB93-87, Three piece valve	GB93-87,三 片阀
9	B5050-00006	00	Washer,lock	垫圈 6	16	GB93-87, Four piece valve	GB93-87,四 片阀
10	B0230-06030	00	Bolt	螺栓 M6x30	8	GB5782-86, Three piece valve	GB5782-86, 三片阀
10	B0230-06030	00	Bolt	螺栓 M6x30	16	GB5782-86, Four piece valve	GB5782-86, 四片阀
11	F23JH-18211L	00	Hose Limit Assembly (Left)	胶管限位总成(左)	1	Four piece valve	四片阀
12	DS2K8-71001	00	Joint assembly	接头总成(左)	1	Four piece valve	四片阀
13	DS2K8-71011	00	Joint assembly	接头总成(右)	1		
14	F23JH-18211R	00	Hose Limit Assembly (Right)	胶管限位总成(右)	1		
15	DS2S8-72161	00	Baffle	挡板	1		
16	B0330-08030	00	Bolt	螺栓 M8x30	6	GB5783-86	GB5783-86
17	DS2S8-72041	00	Clip	管卡	1	Four piece valve	四片阀
18	DS2S8-70011	01	Bracket ass'y	支架总成	1		
19	HRDS2K8703	02	Tramroad R.H.	外门架导轨(右)	1		
20	HRDS2K8706	02	Tramroad R.H.	内门架导轨(右)	1		
21	F23JH-22041	00	Pipe clamp	管夹	1	Three piece valve	三片阀

HRDS2K8710 02 Hose pulley block

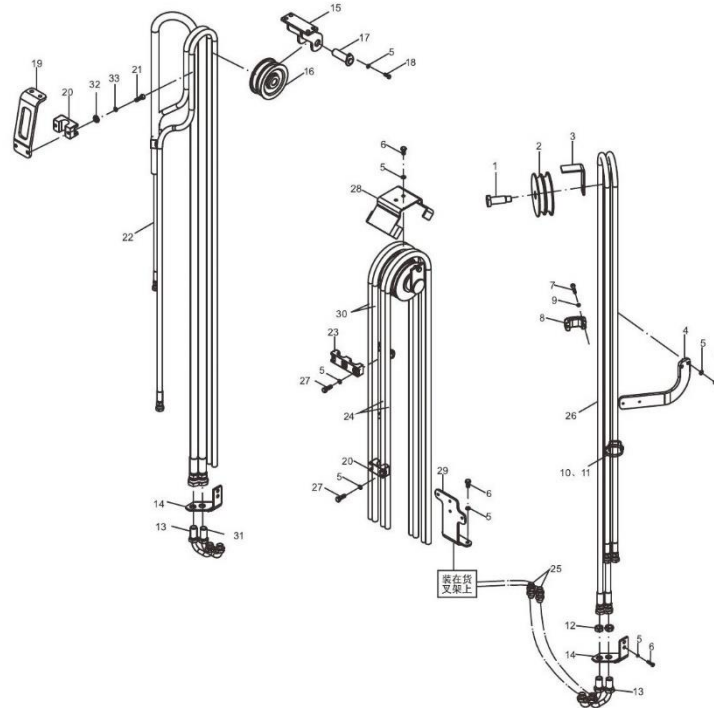
HRDS2K8710 02 胶管滑轮组(ZM,美制)



胶管滑轮组选用件 HOSE & PULLEY BLOCK OPTION TABLE			
起升高度 LIFTING HEIGHT	件5 NO. 5	件7 NO. 7	备注 REMARK
ZM200	Z7802-0829515SZ	Z7802-0820015	
250	Z7802-0832015SZ	Z7802-0822515	
300	Z7802-0834515SZ	Z7802-0825015	
330	Z7802-0836015SZ	Z7802-0826515	
350	Z7802-0837015SZ	Z7802-0827515	
370	Z7802-0838015SZ	Z7802-0828515	
400	Z7802-0840015SZ	Z7802-0830515	
胶管滑轮组选用件 HOSE & PULLEY BLOCK OPTION TABLE			
起升高度 LIFTING HEIGHT	件23 NO. 23	件26 NO. 26	备注 REMARK
ZM200	Z7802-0816015	Z7802-0830515SZ	
250	Z7802-0818515	Z7802-0833015SZ	
300	Z7802-0821015	Z7802-0835515SZ	
330	Z7802-0822515	Z7802-0837015SZ	
350	Z7802-0823515	Z7802-0838015SZ	
370	Z7802-0824515	Z7802-0839015SZ	
400	Z7802-0826515	Z7802-0841015SZ	

HRDS2S8701 10 Hose pulley block

HRDS2S8701 10 胶管滑轮组(ZSM,公制)

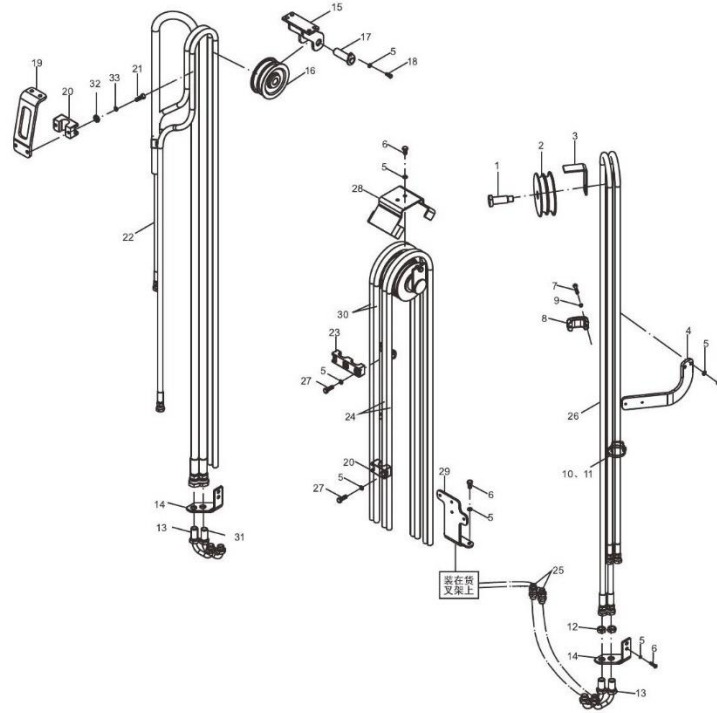


胶管滑轮组选配件 HOSE & PULLEY BLOCK OPTION TABLE			
起升高度 LIFTING HEIGHT	件22 NO.20	件24 NO.32	备注 REMARK
ZSM360	ZF702-0837515	ZF702-0830315	
400	ZF702-0840315	ZF702-0826315	
435	ZF702-0842315	ZF702-0827315	
450	ZF702-0843515	ZF702-0828015	
470	ZF702-0844915	ZF702-0828615	
480	ZF702-0845515	ZF702-0829115	
500	ZF702-0847515	ZF702-0829915	
540	ZF702-0849715	ZF702-0830815	
550	ZF702-0850415	ZF702-0831115	
600	ZF702-0854215	ZF702-0832715	
600	ZF702-0856015	ZF702-0833315	
650	ZF702-0857815	ZF702-0834415	
510	ZF702-0848115	ZF702-0830315	
530	ZF702-0849515	ZF702-0830915	
胶管滑轮组选配件 HOSE & PULLEY BLOCK OPTION TABLE			
起升高度 LIFTING HEIGHT	件26 NO.30	件30 NO.30	备注 REMARK
ZSM360	ZF702-0833315	ZF702-0825315	
400	ZF702-0836015	ZF702-0826815	
435	ZF702-0838315	ZF702-0828015	
450	ZF702-0839315	ZF702-0828615	
470	ZF702-0840715	ZF702-0829115	
480	ZF702-0841315	ZF702-0829515	
500	ZF702-0843315	ZF702-0830415	
540	ZF702-0845515	ZF702-0831315	
500	ZF702-0846215	ZF702-0831615	
600	ZF702-0849815	ZF702-0832115	
600	ZF702-0851515	ZF702-0834015	
650	ZF702-0853615	ZF702-0834915	
510	ZF702-0849915	ZF702-0830815	
530	ZF702-0849315	ZF702-0831415	

HRDS2S8701 10 Hose pulley block						
HRDS2S8701 10 胶管滑轮组(ZSM,公制)						
序号 No.	零部件代号 Part No.	版本 Edition	名称 Part name		数量 Q'ty	备注 Remark
1	D16JH-14031	01	Pulley	滑轮轴	1	
2	DS2S8-72171	00	Double line pulley block	双列滑轮	1	
3	DS2S8-72101	00	Suppot plate	胶管护板	1	
4	DS2S8-72011	00	Plate	固定板	1	
5	B5050-00008	00	Washer	垫圈 8	18	GB93-87 GB93-87
6	B0330-08016	00	Bolt	螺栓 M8x16	8	GB5783-86 GB5783-86
7	B0230-06035	00	Bolt	螺栓 M6x35	2	GB5782-86 GB5782-86
8	D16JH-05222	00	Dual-row clamp for resin pipe	树脂管专用双列管夹	1	
9	B5050-00006	00	Washer,lock	垫圈 6	2	GB93-87 GB93-87
10	F23JH-22041	00	Pipe clamp	管夹	2	Three piece valve 三片阀
10	F23JH-22041	00	Pipe clamp	管夹	4	Four piece valve 四片阀
11	Z9260-48350	00	4.8 x350 strapping tape	捆扎带 4.8x350	2	Three piece valve 三片阀
11	Z9260-48350	00	4.8 x350 strapping tape	捆扎带 4.8x350	4	Four piece valve 四片阀
12	D7B38-72061	01	Nut	螺母	2	Three piece valve 三片阀
12	D7B38-72061	01	Nut	螺母	4	Four piece valve 四片阀
13	DS2S8-70031	00	Elbow joints	弯管接头	2	Three piece valve 三片阀
13	DS2S8-70031	00	Elbow joints	弯管接头	6	Four piece valve 四片阀
14	DS2S8-72021	01	Lock plate 1	卡板 1	1	Three piece valve 三片阀
14	DS2S8-72021	01	Lock plate 1	卡板 1	2	Four piece valve 四片阀
15	DS2S8-70021	01	Pulley bracket	滑轮支架	1	Four piece valve 四片阀
16	D16JH-05131	03	Pulley	滑轮	1	Four piece valve 四片阀
17	D22JH-16701	00	pin	销轴	1	Four piece valve 四片阀
18	B0330-06016	00	Bolt	螺栓 M6x16	1	GB5783-86 GB5783-86
19	F23JH-06221	01	Plate	胶管固定板	1	Four piece valve 四片阀
20	D16JH-05222	00	Dual-row clamp for resin pipe	树脂管专用双列管夹	3	
21	B0330-08030	00	Bolt	螺栓 M8x30	2	GB5783-86, Four piece valve GB5783-86, 四片阀
22	Z9702-0800015	00	Hose H.P.	高压胶管	2	See table, four piece valve 见附表,四片阀
23	DS2S8-72041	00	Clip	管卡	2	Four piece valve 四片阀
24	Z9702-0800015	00	Hose H.P.	高压胶管	2	See table 见附表
25	DS2S8-72501	00	Nipple	直通隔板接头	2	Four piece valve 四片阀

HRDS2S8701 10 Hose pulley block

HRDS2S8701 10 胶管滑轮组(ZSM,公制)

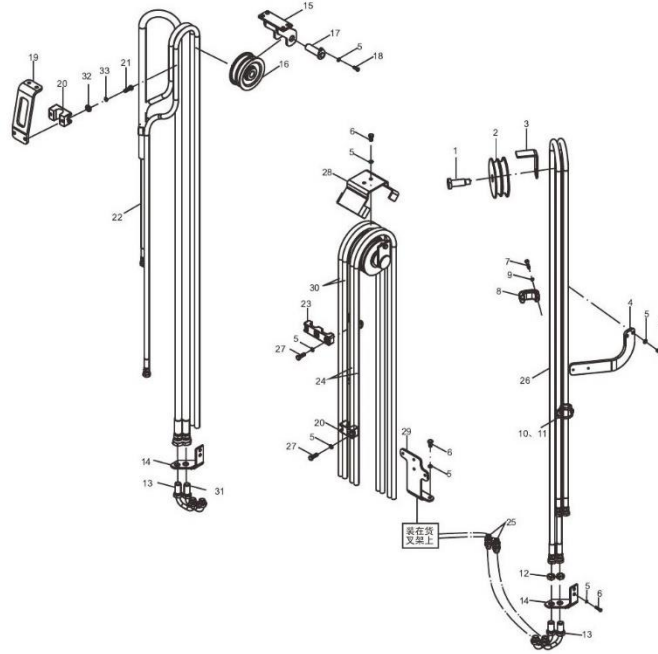


胶管滑轮组选用件 HOSE & PULLEY BLOCK OPTION TABLE			
起升高度 LIFTING HEIGHT	件22 NO. 22	件24 NO. 24	备注 REMARK
ZSM360	Z9702-0837215	Z9702-0825215	
400	Z9702-0840215	Z9702-0826215	
435	Z9702-0842215	Z9702-0827215	
450	Z9702-0843215	Z9702-0828215	
470	Z9702-0844215	Z9702-0829215	
480	Z9702-0845215	Z9702-0830215	
500	Z9702-0847215	Z9702-0831215	
540	Z9702-0849215	Z9702-0832215	
550	Z9702-0850215	Z9702-0833215	
600	Z9702-0854215	Z9702-0837215	
620	Z9702-0856215	Z9702-0838215	
650	Z9702-0857215	Z9702-0839215	
510	Z9702-0848215	Z9702-0830215	
530	Z9702-0849215	Z9702-0831215	

胶管滑轮组选用件 HOSE & PULLEY BLOCK OPTION TABLE			
起升高度 LIFTING HEIGHT	件26 NO. 26	件30 NO. 30	备注 REMARK
ZSM360	Z9702-0833215	Z9702-0825215	
400	Z9702-0836215	Z9702-0826215	
435	Z9702-0838215	Z9702-0828215	
450	Z9702-0839215	Z9702-0829215	
470	Z9702-0840215	Z9702-0830215	
480	Z9702-0841215	Z9702-0831215	
500	Z9702-0843215	Z9702-0832215	
540	Z9702-0845215	Z9702-0833215	
550	Z9702-0846215	Z9702-0834215	
600	Z9702-0849215	Z9702-0837215	
620	Z9702-0851215	Z9702-0838215	
650	Z9702-0853215	Z9702-0839215	
510	Z9702-0843215	Z9702-0830215	
530	Z9702-0845215	Z9702-0831215	

HRDS2S8702 08 Hose pulley block

HRDS2S8702 08 胶管滑轮组(ZSM,美制)



胶管滑轮组选用件 HOSE & PULLEY BLOCK OPTION TABLE			
起升高度 LIFTING HEIGHT	件22 NO.20	件24 NO.32	备注 REMARK
ZSM360	Z7802-0837515	Z7802-0825015	
400	Z7802-0840215	Z7802-0826315	
435	Z7802-0842515	Z7802-0827515	
460	Z7802-0843515	Z7802-0828015	
470	Z7802-0844915	Z7802-0828615	
480	Z7802-0845515	Z7802-0829115	
500	Z7802-0847515	Z7802-0829915	
540	Z7802-0847615	Z7802-0830815	
550	Z7802-0850415	Z7802-0831115	
600	Z7802-0854015	Z7802-0832715	
620	Z7802-0856015	Z7802-0833315	
650	Z7802-0857815	Z7802-0834415	
510	Z7802-0848115	Z7802-0830315	
530	Z7802-0849515	Z7802-0830915	
胶管滑轮组选用件 HOSE & PULLEY BLOCK OPTION TABLE			
起升高度 LIFTING HEIGHT	件26 NO.20	件30 NO.30	备注 REMARK
ZSM360	Z7802-0833015	Z7802-0825515	
400	Z7802-0836015	Z7802-0826815	
435	Z7802-0838315	Z7802-0828015	
450	Z7802-0839315	Z7802-0828615	
470	Z7802-0840715	Z7802-0829115	
480	Z7802-0841315	Z7802-0829515	
500	Z7802-0843315	Z7802-0830415	
540	Z7802-0845015	Z7802-0831315	
550	Z7802-0846215	Z7802-0831615	
600	Z7802-0849815	Z7802-0833215	
620	Z7802-0851515	Z7802-0834015	
650	Z7802-0853615	Z7802-0834915	
510	Z7802-0843915	Z7802-0830815	
530	Z7802-0845315	Z7802-0831415	

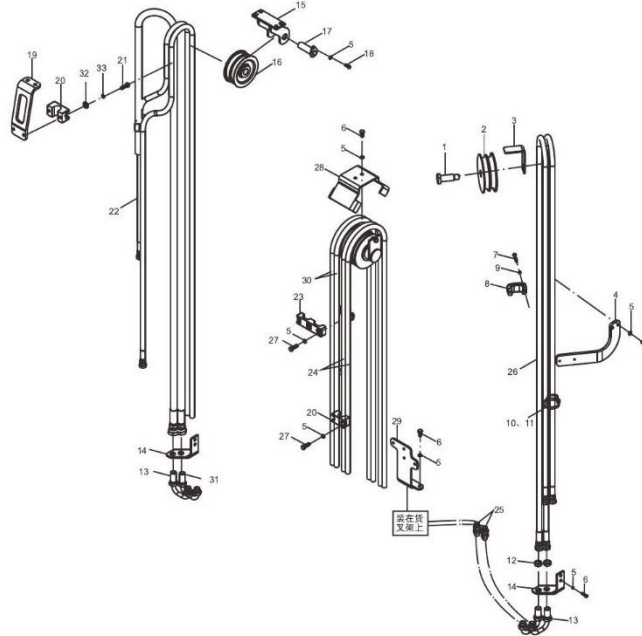
HRDS2S8702 08 Hose pulley block

HRDS2S8702 08 胶管滑轮组(ZSM,美制)

序号 No.	零部件代号 Part No.	版本 Edition	名称 Part name		数量 Q'ty	备注 Remark	
1	D16JH-14031	01	Pulley	滑轮轴	1		
2	DS2S8-72171	00	Double line pulley block	双列滑轮	1		
3	DS2S8-72101	00	Suppot plate	胶管护板	1		
4	DS2S8-72011	00	Plate	固定板	1		
5	B5050-00008	00	Washer	垫圈 8	18	GB93-87	GB93-87
6	B0330-08016	00	Bolt	螺栓 M8x16	8	GB5783-86	GB5783-86
7	B0230-06035	00	Bolt	螺栓 M6x35	2	GB5782-86	GB5782-86
8	D16JH-05222	00	Dual-row clamp for resin pipe	树脂管专用双列管夹	1		
9	B5050-00006	00	Washer,lock	垫圈 6	2	GB93-87	GB93-87
10	F23JH-22041	00	Pipe clamp	管夹	2	Three piece valve	三片阀
10	F23JH-22041	00	Pipe clamp	管夹	4	Four piece valve	四片阀
11	Z9260-48350	00	4.8 x350 strapping tape	捆扎带 4.8x350	2	Three piece valve	三片阀
11	Z9260-48350	00	4.8 x350 strapping tape	捆扎带 4.8x350	4	Four piece valve	四片阀
12	D16JH-80161	01	Nut	螺母	2	Three piece valve	三片阀
12	D16JH-80161	01	Nut	螺母	4	Four piece valve	四片阀
13	DS2S8-72621	00	Elbow joints	弯管接头	2	Three piece valve	三片阀
13	DS2S8-72621	00	Elbow joints	弯管接头	6	Four piece valve	四片阀
14	DS2S8-72021	01	Lock plate 1	卡板 1	1	Three piece valve	三片阀
14	DS2S8-72021	01	Lock plate 1	卡板 1	2	Four piece valve	四片阀
15	DS2S8-70021	01	Pulley bracket	滑轮支架	1	Four piece valve	四片阀
16	D16JH-05131	03	Pulley	滑轮	1	Four piece valve	四片阀
17	D22JH-16701	00	pin	销轴	1	Four piece valve	四片阀
18	B0330-06016	00	Bolt	螺栓 M6x16	1	GB5783-86	GB5783-86
19	F23JH-06221	01	Plate	胶管固定板	1	Four piece valve	四片阀
20	D16JH-05222	00	Dual-row clamp for resin pipe	树脂管专用双列管夹	3		
21	B0330-08030	00	Bolt	螺栓 M8x30	2	GB5783-86, Four piece valve	GB5783-86, 四片阀
22	Z7802-0800015	00	Hose H.P.	高压胶管	2	See table, four piece valve	见附表,四片阀
23	DS2S8-72041	00	Clip	管卡	2	Four piece valve	四片阀
24	Z7802-0800015	00	Hose H.P.	高压胶管	2	See table	见附表
25	D16JH-80141	00	Straight joint	直通接头	2	Four piece valve	四片阀

HRDS2S8702 08 Hose pulley block

HRDS2S8702 08 胶管滑轮组(ZSM,美制)



胶管滑轮组选用件 HOSE & PULLEY BLOCK OPTION TABLE			
起升高度 LIFTING HEIGHT	件22 NO. 20	件24 NO. 32	备注 REMARK
ZSM360	Z7802-0837515	Z7802-0825015	
400	Z7802-0840015	Z7802-0826515	
435	Z7802-0842515	Z7802-0827515	
450	Z7802-0843515	Z7802-0828015	
470	Z7802-0844915	Z7802-0828615	
480	Z7802-0845515	Z7802-0829115	
500	Z7802-0847515	Z7802-0829915	
540	Z7802-0847815	Z7802-0830815	
550	Z7802-0850415	Z7802-0831115	
600	Z7802-0854015	Z7802-0832715	
620	Z7802-0856015	Z7802-0833315	
650	Z7802-0857815	Z7802-0834415	
510	Z7802-0848115	Z7802-0830315	
530	Z7802-0849515	Z7802-0830915	
胶管滑轮组选用件 HOSE & PULLEY BLOCK OPTION TABLE			
起升高度 LIFTING HEIGHT	件26 NO. 20	件30 NO. 30	备注 REMARK
ZSM360	Z7802-0833315	Z7802-0825015	
400	Z7802-0836015	Z7802-0826815	
435	Z7802-0838315	Z7802-0828015	
450	Z7802-0839315	Z7802-0828615	
470	Z7802-0840715	Z7802-0829115	
480	Z7802-0841315	Z7802-0829515	
500	Z7802-0843315	Z7802-0830415	
540	Z7802-0845015	Z7802-0831315	
550	Z7802-0846215	Z7802-0831615	
600	Z7802-0849815	Z7802-0833215	
620	Z7802-0851515	Z7802-0834015	
650	Z7802-0853615	Z7802-0834915	
510	Z7802-0843915	Z7802-0830815	
530	Z7802-0845315	Z7802-0831415	

The logo for EKKO Material Handling Equipment. It features the word "EKKO" in a large, bold, black, sans-serif font with a stylized "K" and "O". Below this, the words "MATERIAL HANDLING EQUIPMENT" are written in a smaller, black, sans-serif font inside a black rectangular box. Below the box, the words "MOVING AHEAD" are written in a bold, sans-serif font, with "MOVING" in black and "AHEAD" in red.

EKKO Material Handling Equipment Manufacturing Co, Inc.
1761 W. Holt Ave. Pomona, CA 91768 USA
www.ekklifts.com
(877)232-6517
Info@ekklifts.com